



US00D825445S

(12) **United States Design Patent** (10) **Patent No.:** **US D825,445 S**  
**Boisdon et al.** (45) **Date of Patent:** **\*\* Aug. 14, 2018**

(54) **TIRE TREAD**

(71) Applicants: **COMPAGNIE GENERALE DES  
ETABLISSEMENTS MICHELIN,**  
Clermont-Ferrand (FR); **Michelin  
Recherche et Technique S.A.,**  
Granges-Paccot (CH)

(72) Inventors: **Bertrand Boisdon,** Clermont-Ferrand  
(FR); **Pierre-Alexis Tetaz,**  
Clermont-Ferrand (FR)

(73) Assignees: **Compagnie Generale Des  
Etablissements Michelin (FR);  
Michelin Recherche Et Technique  
S.A. (CH)**

(\*\*) Term: **15 Years**

(21) Appl. No.: **29/603,354**

(22) Filed: **May 9, 2017**

(30) **Foreign Application Priority Data**

Nov. 10, 2016 (FR) ..... 2016-5626

(51) **LOC (11) Cl.** ..... **12-15**

(52) **U.S. Cl.**  
USPC ..... **D12/564**

(58) **Field of Classification Search**  
USPC ..... D12/533-567  
CPC ..... B60C 11/0302; B60C 2011/0386; B60C  
2011/0388  
See application file for complete search history.

(56) **References Cited**

**U.S. PATENT DOCUMENTS**

D426,855 S \* 6/2000 Niwa ..... D12/563  
D449,816 S \* 10/2001 Hutz ..... D12/564

D495,991 S \* 9/2004 Chatignoux ..... D12/563  
D505,111 S \* 5/2005 Allison ..... D12/563  
D718,224 S \* 11/2014 Guichon ..... B60C 1/0016  
D12/563  
D739,809 S \* 9/2015 Reim ..... D12/547  
D739,810 S \* 9/2015 Reim ..... D12/547  
D754,588 S \* 4/2016 Hye ..... D12/544  
D758,286 S \* 6/2016 Hye ..... D12/544  
2008/0149237 A1 \* 6/2008 Cambron ..... B60C 1/0016  
152/154.2

\* cited by examiner

*Primary Examiner* — George D. Kirschbaum

*Assistant Examiner* — Joseph J Kukella

(74) *Attorney, Agent, or Firm* — Dickinson Wright PLLC

(57) **CLAIM**

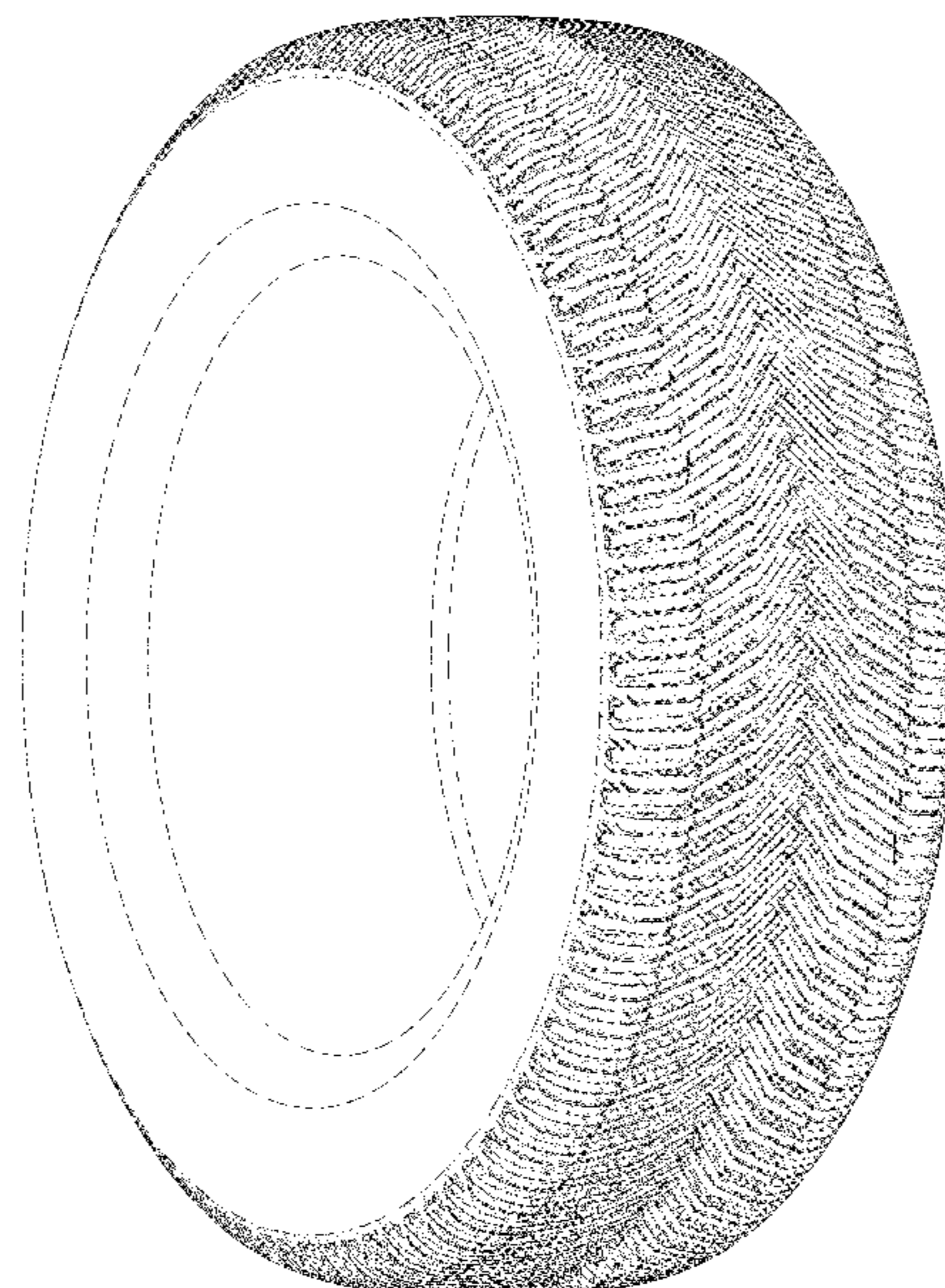
The ornamental design for a tire tread, as shown and described.

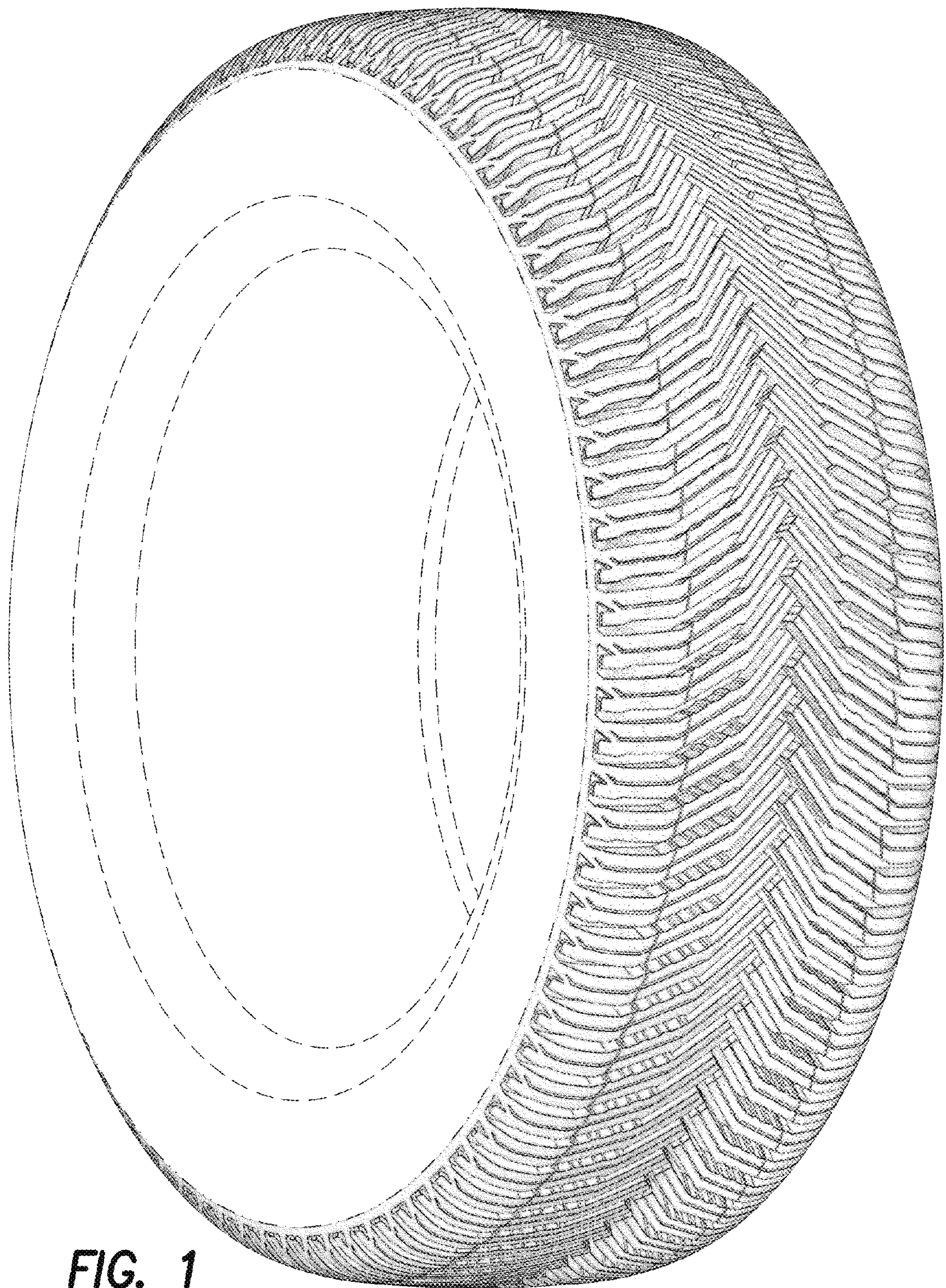
**DESCRIPTION**

FIG. 1 is a perspective view of the tire tread of our design; FIG. 2 is a front elevation view of the tire tread of our design; FIG. 3 is a side elevation view of the tire tread of our design; FIG. 4 is a side elevation view of the tire tread of our design, taken from the opposite side of that shown in FIG. 3; and, FIG. 5 is an enlarged, partial view of the tire tread of FIG. 1, as indicated by the break lines.

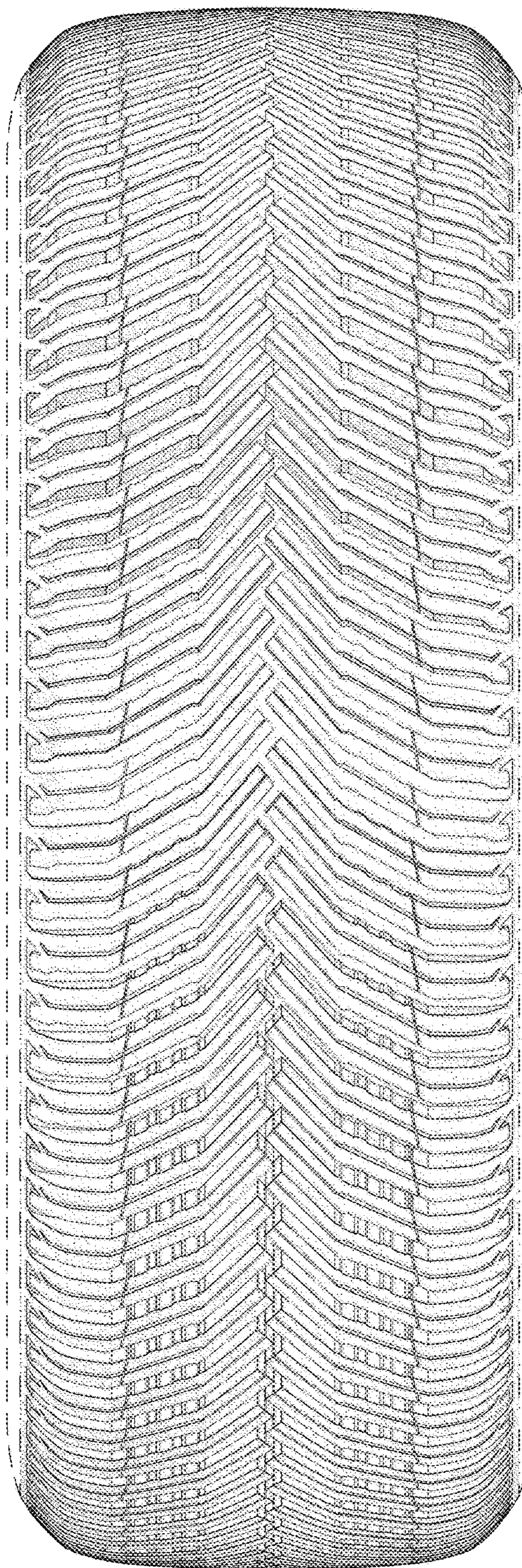
In the drawings, the broken line disclosure depicts environmental subject matter and forms no part of the claimed design. The dash-dot-dot-dash lines represent the peripheral boundary of the claim.

**1 Claim, 5 Drawing Sheets**

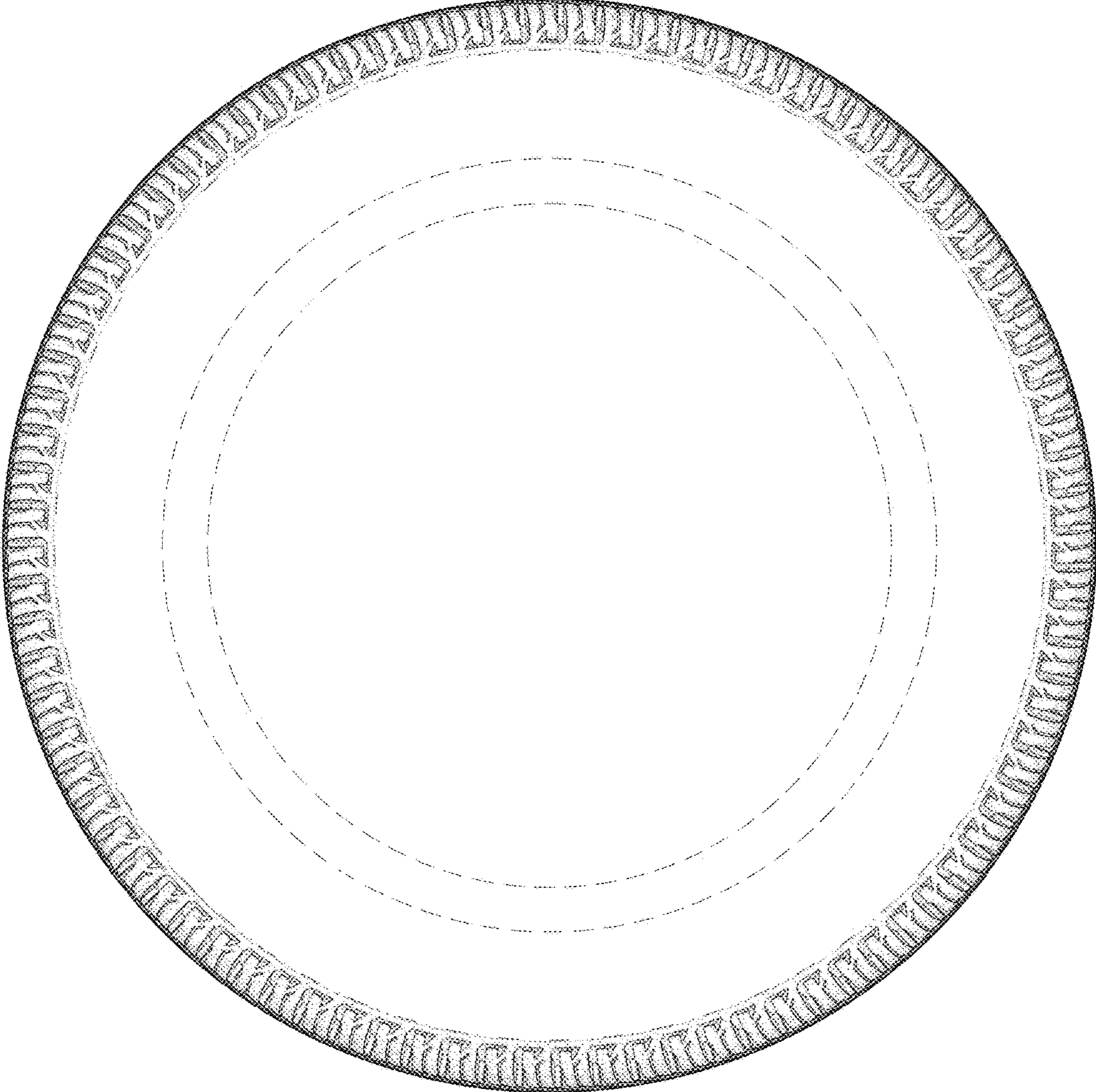




**FIG. 1**



**FIG. 2**



**FIG. 3**

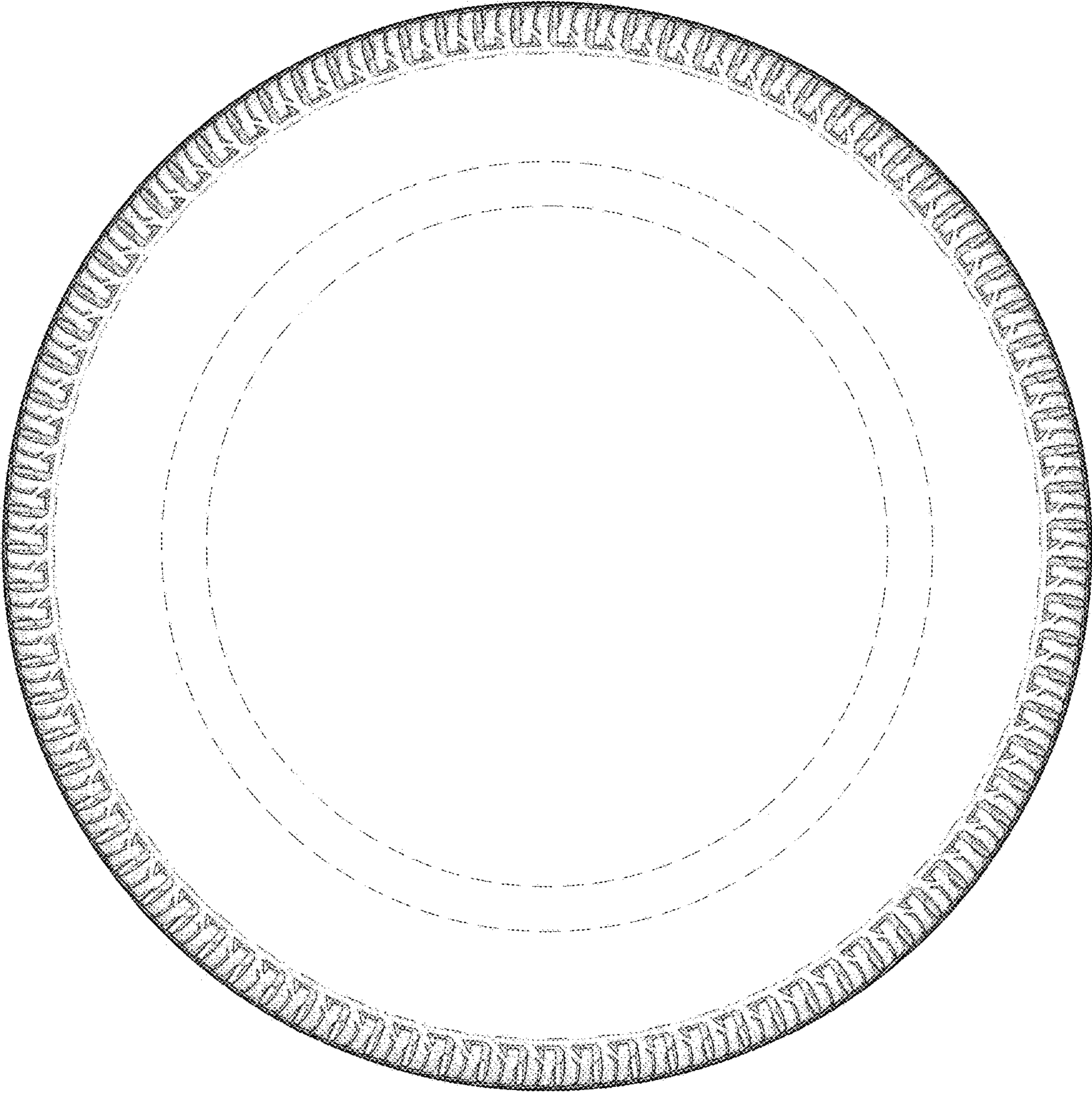


FIG. 4

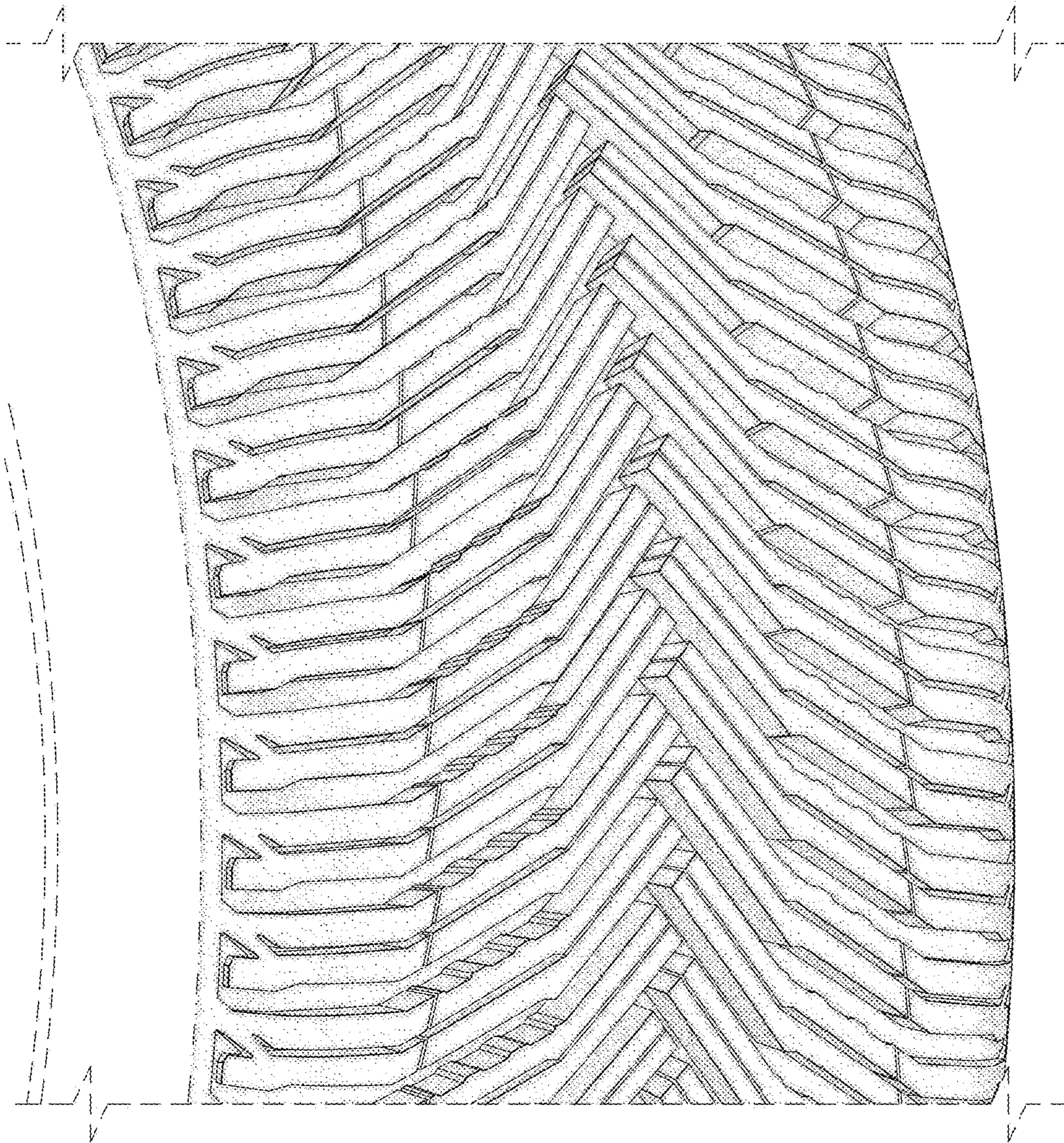


FIG. 5