



US00D825440S

(12) **United States Design Patent**
Kristen

(10) **Patent No.:** **US D825,440 S**

(45) **Date of Patent:** **** Aug. 14, 2018**

(54) **TIRE**
(71) Applicant: **CONTINENTAL REIFEN
DEUTSCHLAND GMBH**, Hannover
(DE)

8,770,241 B2 * 7/2014 Ebiko B60C 11/0309
152/209.15
D710,290 S * 8/2014 Leconte D12/517
D758,953 S * 6/2016 Ebiko B60C 11/0309
D12/515

(72) Inventor: **Florian Kristen**, Hannover (DE)

* cited by examiner

(73) Assignee: **Continental Reifen Deutschland
GmbH**, Hannover (DE)

Primary Examiner — Lakiya G Rogers

Assistant Examiner — John A Voytek

(**) Term: **15 Years**

(74) *Attorney, Agent, or Firm* — Laurence A. Greenberg;

Werner H. Stemer; Ralph E. Locher

(21) Appl. No.: **29/596,924**

(22) Filed: **Mar. 13, 2017**

(57) **CLAIM**

(30) **Foreign Application Priority Data**

The ornamental design for a tire, as shown and described.

Sep. 14, 2016 (WO) 968713401

(51) **LOC (11) Cl.** **12-15**

(52) **U.S. Cl.**
USPC **D12/521**

(58) **Field of Classification Search**
USPC D12/500–532, 604
CPC Y10T 152/10027; B60C 1/0016; B60C
11/0306; B60C 11/0302; B60C 3/06;
B60C 9/17

See application file for complete search history.

DESCRIPTION

FIG. 1 is an elevation view of the tire showing my new invention;

FIG. 2 is an enlarged partial front view thereof;

FIG. 3 is a perspective view thereof;

FIG. 4 is a right side elevation view thereof; and,

FIG. 5 is a left side elevation view thereof.


The dash-dot lines visible in FIG. 1, which show the portion of that figure which is enlarged in the partial view of FIG. 2, forms no part of the claimed design.

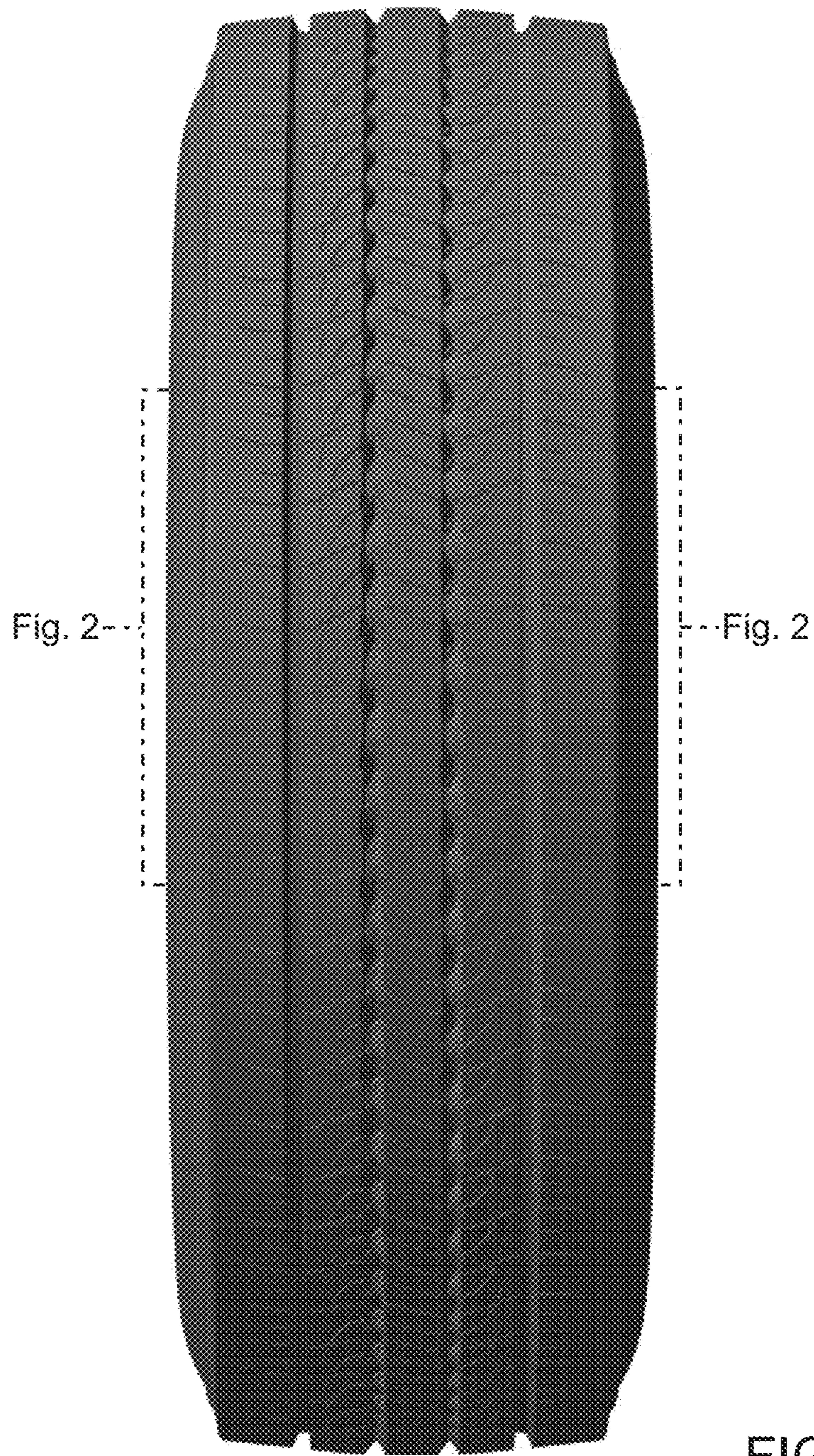
(56) **References Cited**

U.S. PATENT DOCUMENTS

D382,517 S * 8/1997 Scarpitti D12/517
7,597,127 B2 * 10/2009 Mathews B60C 11/11
152/209.18

1 Claim, 5 Drawing Sheets





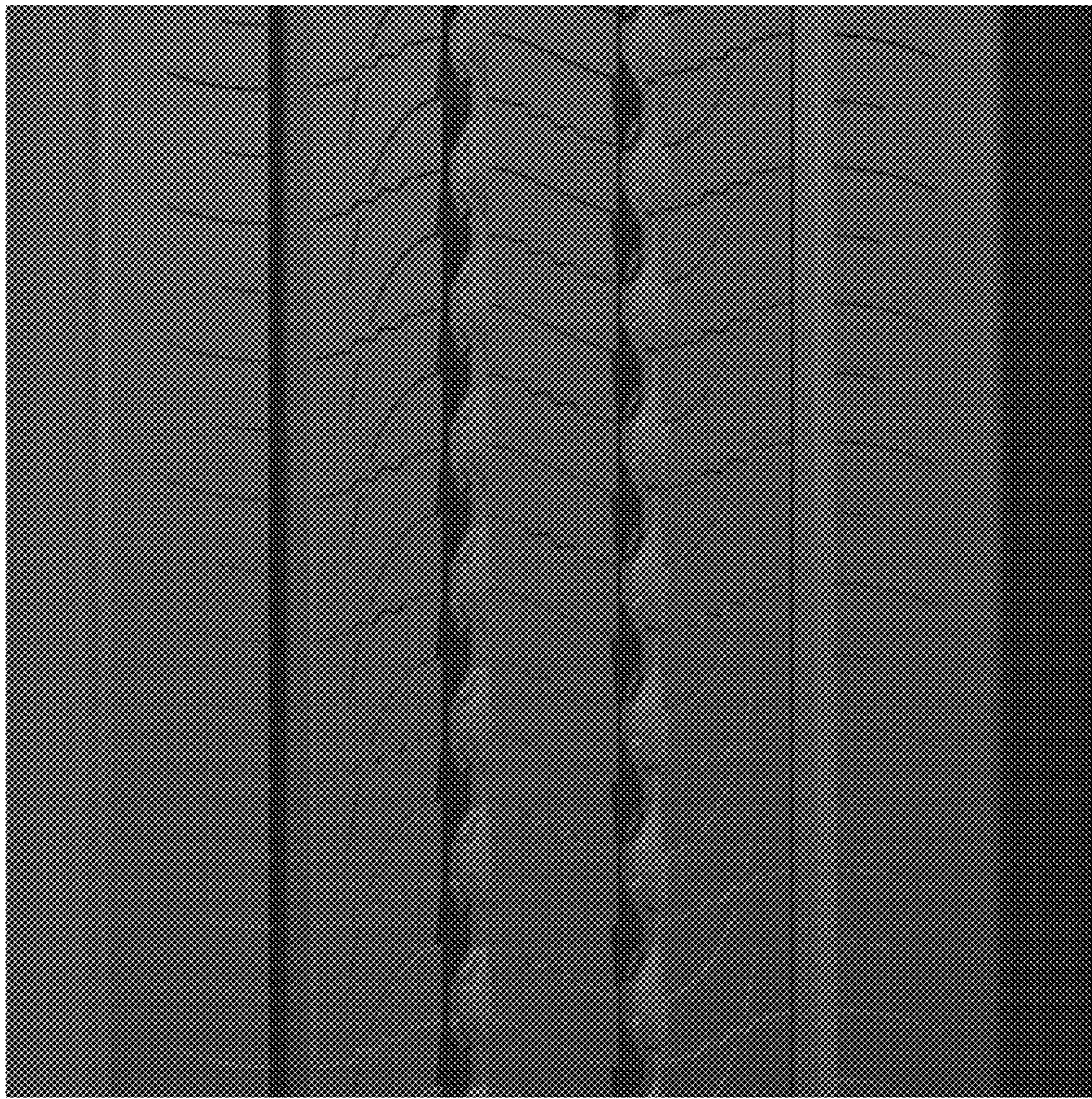


FIG. 2



FIG. 3



FIG. 4




FIG. 5