



US00D825430S

(12) **United States Design Patent** (10) **Patent No.:** **US D825,430 S**
Myrberg (45) **Date of Patent:** **** Aug. 14, 2018**

(54) **VEHICLE WHEEL**

(56) **References Cited**

(71) Applicant: **Volvo Car Corporation**, Gothenburg (SE)

U.S. PATENT DOCUMENTS

(72) Inventor: **Anders Myrberg**, Askim (SE)

D421,953 S *	3/2000	Sims	D12/211
D504,101 S *	4/2005	Pfeiffer	D12/211
D649,502 S *	11/2011	Platto	D12/209
D671,881 S *	12/2012	Roura	D12/211
D682,181 S *	5/2013	Zhao	D12/211
D722,547 S *	2/2015	Zhao	D12/211
D745,842 S *	12/2015	Wheel	D12/209
D748,559 S *	2/2016	Zhao	D12/211
D764,999 S *	8/2016	Song	D12/209
D769,784 S *	10/2016	Bazinski	D12/209
D774,435 S *	12/2016	Vartola	D12/209
D781,762 S *	3/2017	Setter	D12/209
D782,951 S *	4/2017	Bjerke	D12/209
D785,533 S *	5/2017	Pires	D12/209
D786,767 S *	5/2017	Bjerke	D12/209
D788,004 S *	5/2017	Mielke	D12/209
D790,424 S *	6/2017	Valencia Pollex	D12/209
D795,151 S *	8/2017	Valencia Pollex	D12/209
D795,777 S *	8/2017	Valencia Pollex	D12/211

(73) Assignee: **VOLVO CAR CORPORATION**, Gothenburg (SE)

(**) Term: **15 Years**

(21) Appl. No.: **29/630,993**

(22) Filed: **Dec. 26, 2017**

Related U.S. Application Data

(62) Division of application No. 35/502,150, filed on Nov. 22, 2016 (U.S. filing date under 35 U.S.C. 384), and having an international filing date of Nov. 22, 2016.

(Continued)

Primary Examiner — Darlington Ly

(74) *Attorney, Agent, or Firm* — Snyder, Clark, Lesch & Chung, LLP

(30) **Foreign Application Priority Data**

Jun. 3, 2016	(EM)	003169572-0001
Jun. 3, 2016	(EM)	003169572-0002
Jun. 3, 2016	(EM)	003169572-0003
Jun. 3, 2016	(EM)	003169572-0004
Jun. 3, 2016	(EM)	003169572-0005
Jun. 3, 2016	(EM)	003169572-0006
Jun. 3, 2016	(EM)	003169572-0007

(57) **CLAIM**

The ornamental design for a vehicle wheel, as shown and described.

(51) **LOC (11) Cl.** **12-16**

DESCRIPTION

(52) **U.S. Cl.**

USPC **D12/209**; D12/211

(58) **Field of Classification Search**

USPC D12/204–213
CPC B60B 1/00; B60B 1/08; B60B 1/10; B60B 1/12; B60B 3/04; B60B 3/06; B60B 3/10; B60B 3/02; B60B 7/00; B60B 7/01; B60B 7/02; B60B 7/04; B60B 7/06

FIG. 1 is a front elevation view of a vehicle wheel showing my new design;

FIG. 2 is a left side elevation view thereof;

FIG. 3 is a front and left side perspective view thereof;

FIG. 4 is a front and right side perspective view thereof;

FIG. 5 is a right side elevation view thereof;

(Continued)

See application file for complete search history.




FIG. 6 is a top plan view thereof; and,
FIG. 7 is a rear elevation view thereof.

1 Claim, 7 Drawing Sheets

(56) **References Cited**

U.S. PATENT DOCUMENTS

D800,626	S	*	10/2017	Sempek	D12/209
D803,754	S	*	11/2017	Chung	D12/211
D806,633	S	*	1/2018	Setter	D12/211
2016/0221385	A1	*	8/2016	Noweihed	B60B 1/06
2016/0361946	A1	*	12/2016	Imai	B60B 1/06
2018/0065468	A1	*	3/2018	Geisler	B60K 7/0007
2018/0082670	A1	*	3/2018	Kamiyama	G10K 11/172

* cited by examiner



FIG. 1



FIG. 2



FIG. 3



FIG. 4




FIG. 5




FIG. 6



FIG. 7