



US00D825394S

(12) **United States Design Patent**
Tako et al.

(10) **Patent No.:** **US D825,394 S**
(45) **Date of Patent:** **** Aug. 14, 2018**

(54) **MOTORCYCLE OR MOTORCYCLE
REPLICA**

(71) Applicant: **HONDA MOTOR CO., LTD.**, Tokyo
(JP)

(72) Inventors: **Kenji Tako**, Wako (JP); **Hidekazu
Iwata**, Wako (JP); **Nobutaka Wakita**,
Wako (JP)

(73) Assignee: **HONDA MOTOR CO., LTD.**, Tokyo
(JP)

(**) Term: **15 Years**

(21) Appl. No.: **29/618,169**

(22) Filed: **Sep. 19, 2017**

(30) **Foreign Application Priority Data**

Mar. 24, 2017 (JP) 2017-006084

(51) **LOC (11) Cl.** **12-11**

(52) **U.S. Cl.**
USPC **D12/110**

(58) **Field of Classification Search**
USPC D12/110, 111, 117; D21/432, 538
CPC B62K 11/00; B62K 11/02; B62K 11/04;
B62K 11/10; B62K 17/00; B62K 19/00;
B62K 2202/00

See application file for complete search history.

(56) **References Cited**

U.S. PATENT DOCUMENTS

D372,442 S * 8/1996 Kitagawa D12/110
D391,527 S * 3/1998 Maruyama D12/110
D406,801 S * 3/1999 Robb D12/110
D426,174 S * 6/2000 Sofue D12/110
D444,419 S * 7/2001 Kamata D12/110

6,293,606 B1 * 9/2001 Jarosz B62J 17/04
296/78.1
D476,271 S * 6/2003 Abe D12/110
D519,415 S * 4/2006 Hohdorf D12/110
D530,244 S * 10/2006 Wilm D12/110
D567,715 S * 4/2008 Brew D12/110
D574,299 S * 8/2008 Kouchi D12/110
D597,891 S * 8/2009 Andoh D12/110
D605,982 S * 12/2009 Tanaka D12/110
D615,000 S * 5/2010 Tako D12/110
D624,853 S * 10/2010 Song D12/110
D637,525 S * 5/2011 Sugimoto D12/110
D640,606 S * 6/2011 Lai D12/110
D656,068 S * 3/2012 Song D12/110

(Continued)

Primary Examiner — Darlington Ly

(74) *Attorney, Agent, or Firm* — Birch, Stewart, Kolasch
& Birch, LLP

(57) **CLAIM**


The ornamental design for a motorcycle or motorcycle replica, as shown and described.

DESCRIPTION

FIG. 1 is a top, front, and right side perspective view of a motorcycle or motorcycle replica showing our new design; FIG. 2 is a top, rear, and right side perspective view thereof; FIG. 3 is a top, front, and left side perspective view thereof; FIG. 4 is a top, rear, and left side perspective view thereof; FIG. 5 is a right side elevation view thereof; FIG. 6 is a left side elevation view thereof; FIG. 7 is a front elevation view thereof; FIG. 8 is a rear elevation view thereof; FIG. 9 is a top plan view thereof; and, FIG. 10 is a bottom plan view thereof.

The broken lines shown in the drawings illustrate portions of the motorcycle or motorcycle replica that form no part of the claimed design.

1 Claim, 10 Drawing Sheets



(56)

References Cited

U.S. PATENT DOCUMENTS

D656,867	S *	4/2012	Uemoto	D12/110
D665,310	S *	8/2012	Hohdorf	D12/110
D666,531	S *	9/2012	Dunshee	D12/110
D691,521	S *	10/2013	Dunshee	D12/110
D692,355	S *	10/2013	Tsuji	D12/110
D722,538	S *	2/2015	Song	D12/110
D723,429	S *	3/2015	Hohdorf	D12/110
D735,616	S *	8/2015	Tako	D12/110
D781,752	S *	3/2017	Cammorata	D12/110
9,643,674	B1 *	5/2017	Sato	B62J 6/02
D802,486	S *	11/2017	Mugikura	D12/110
2010/0307852	A1 *	12/2010	Aramayo, II	B62J 1/12 180/219
2010/0307853	A1 *	12/2010	Song	B62J 27/00 180/227
2014/0131127	A1 *	5/2014	Hayama	B62K 11/04 180/219

* cited by examiner

FIG. 1

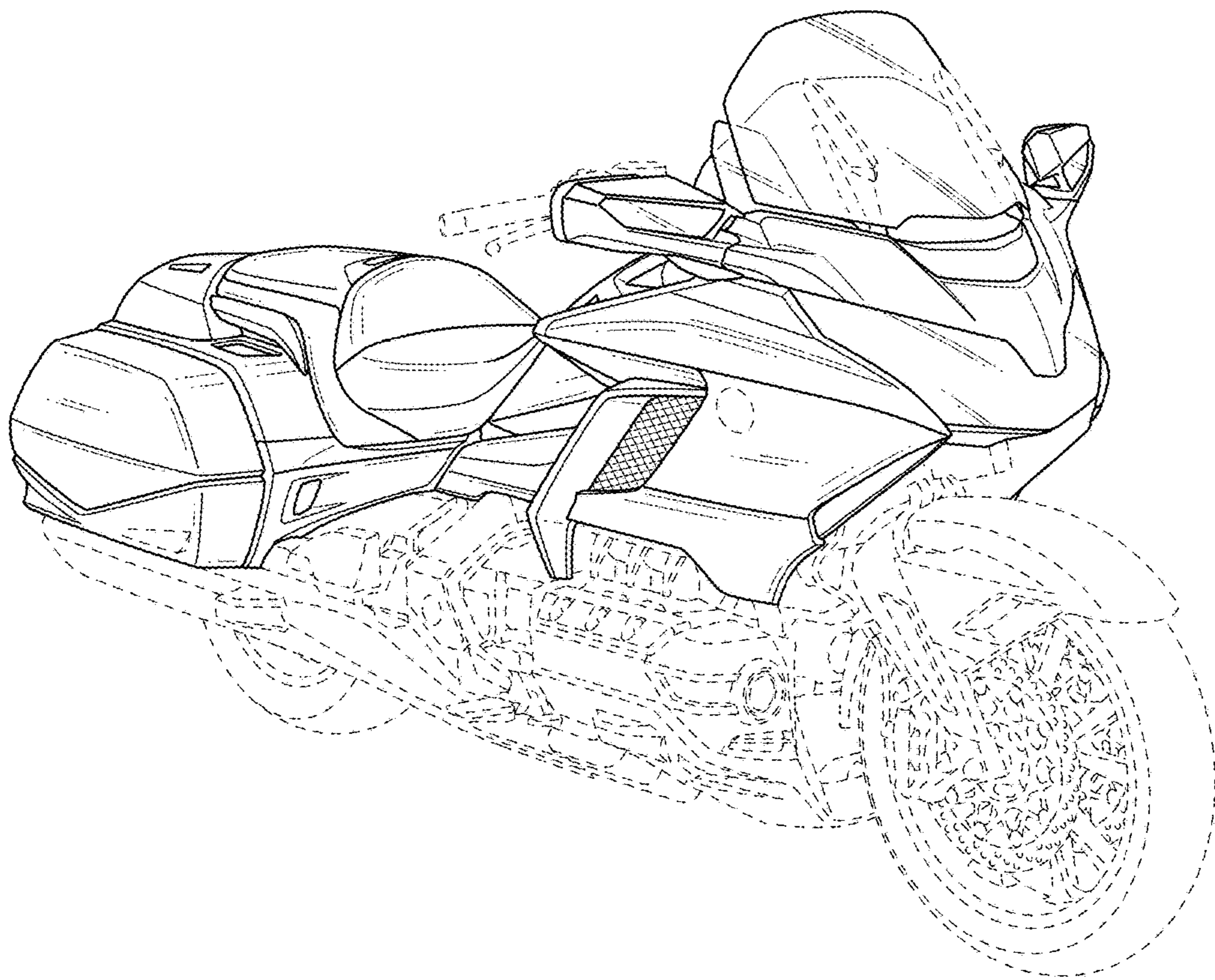


FIG. 2




FIG. 3

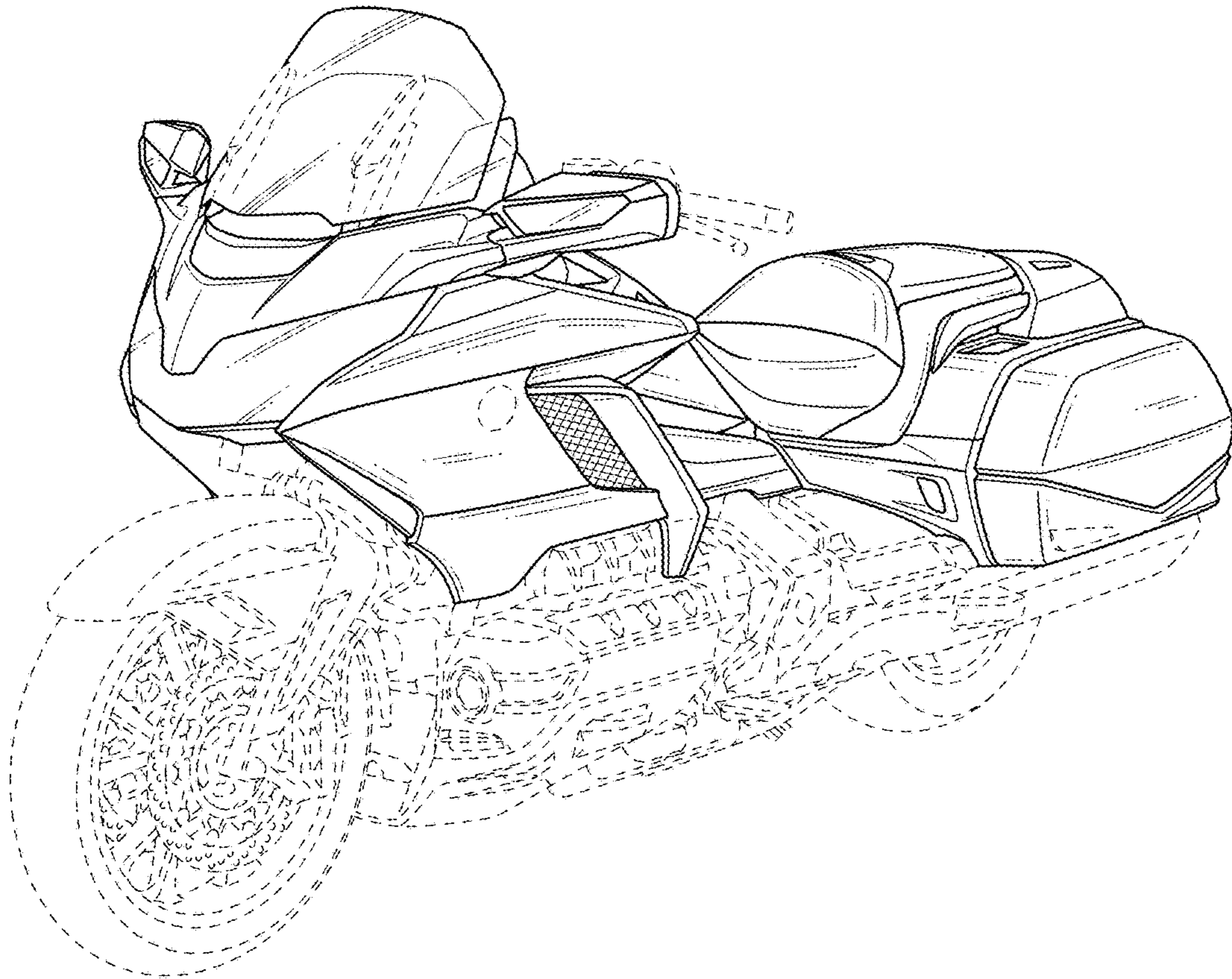


FIG. 4




FIG. 5

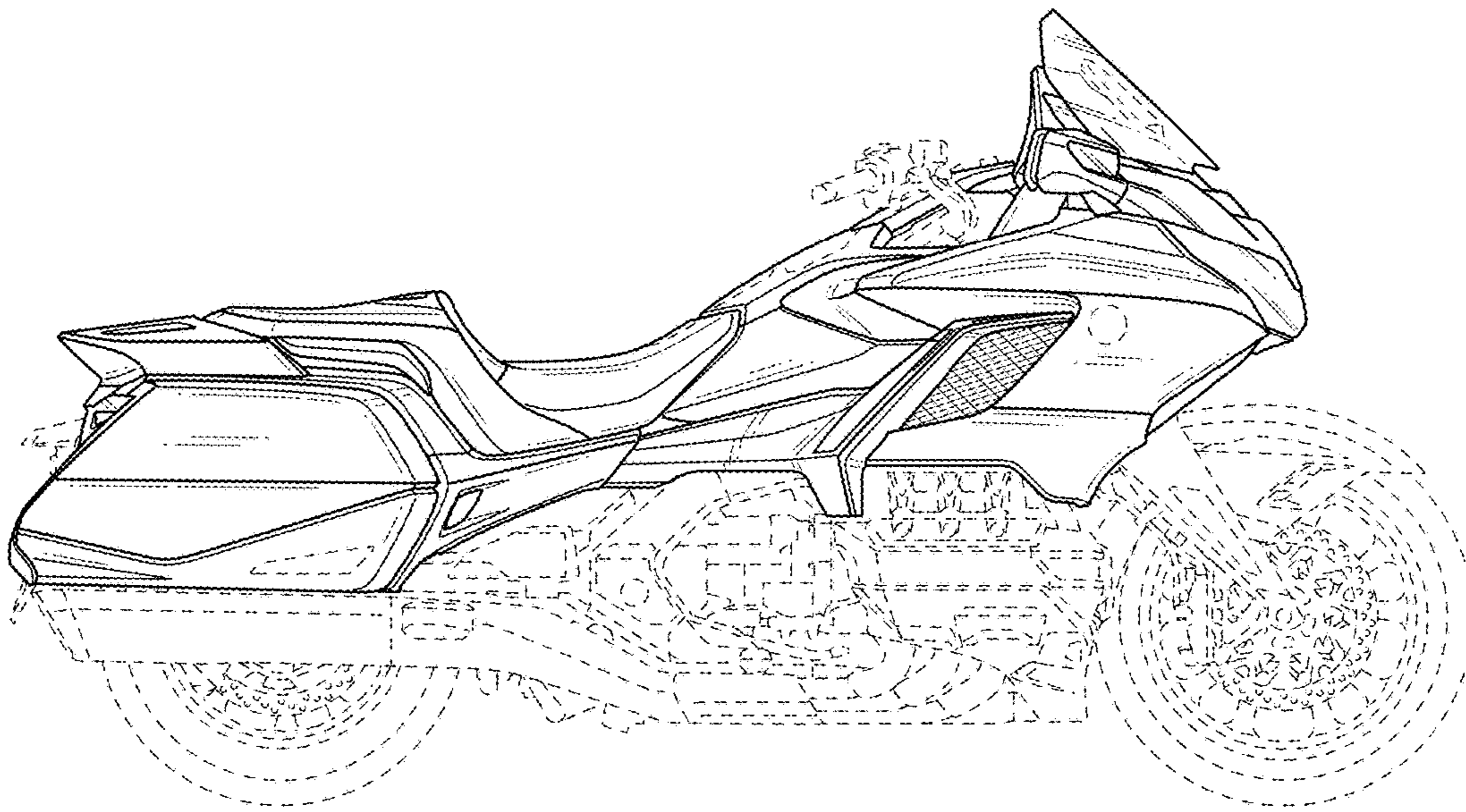


FIG. 6

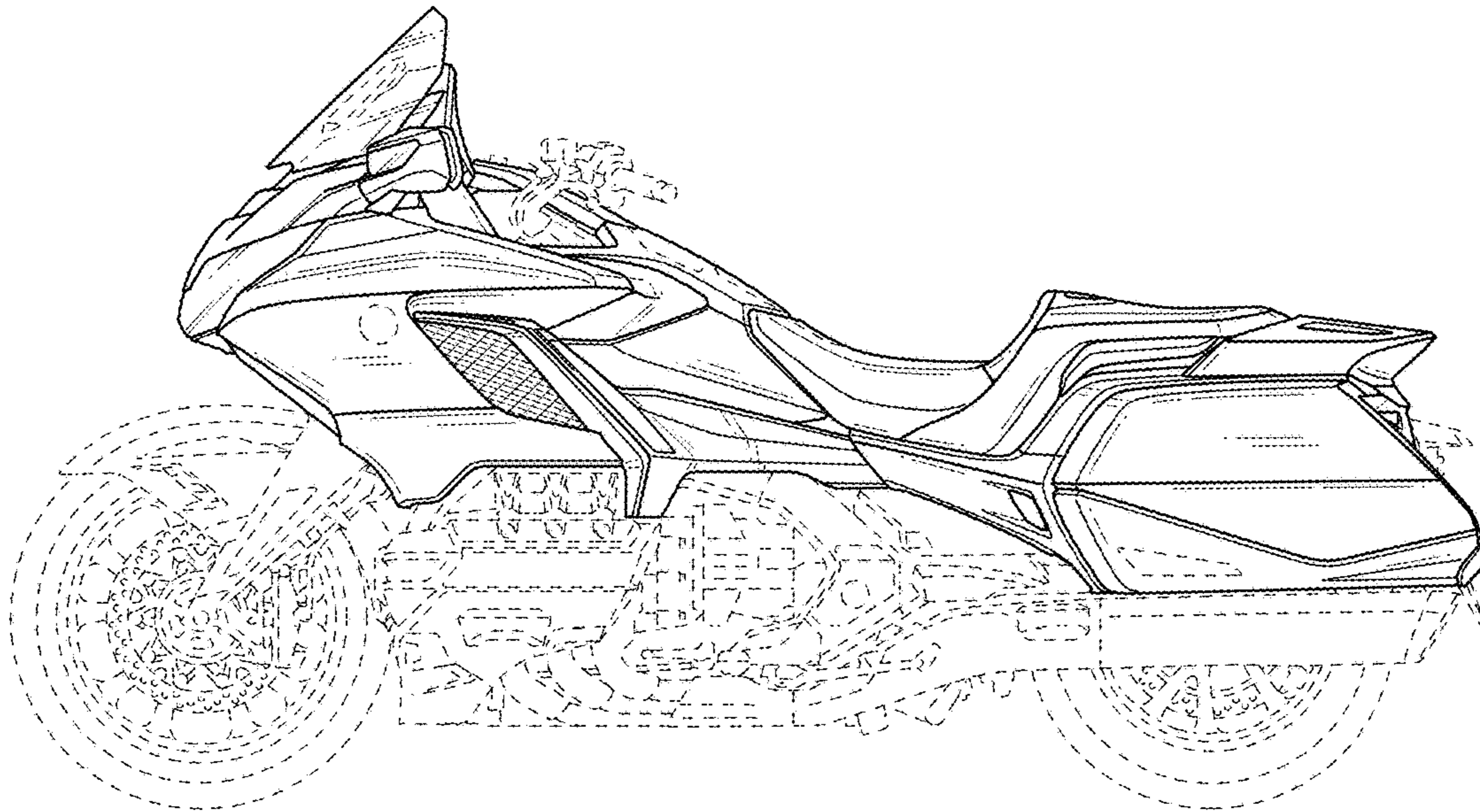


FIG. 7

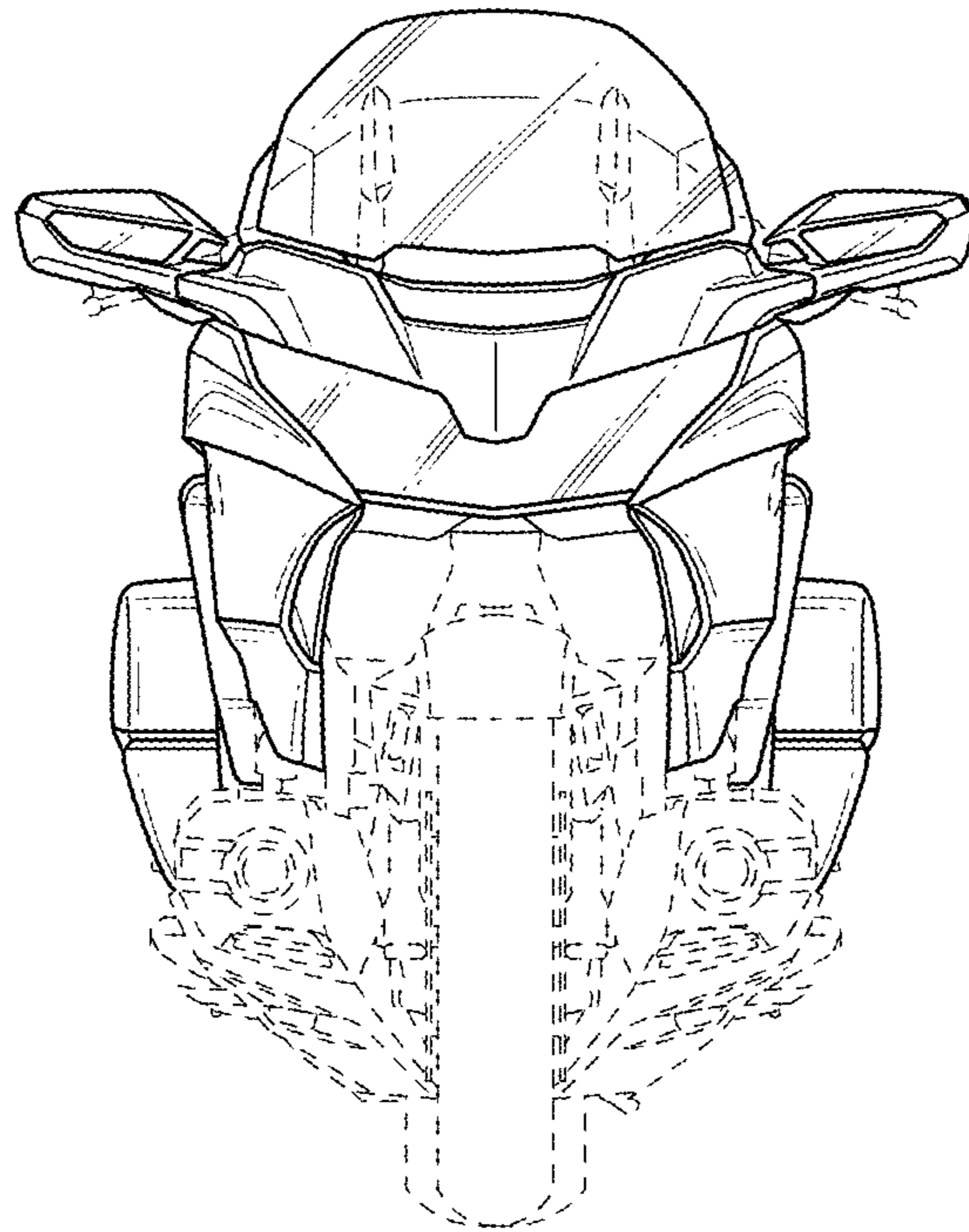


FIG. 8




FIG. 9

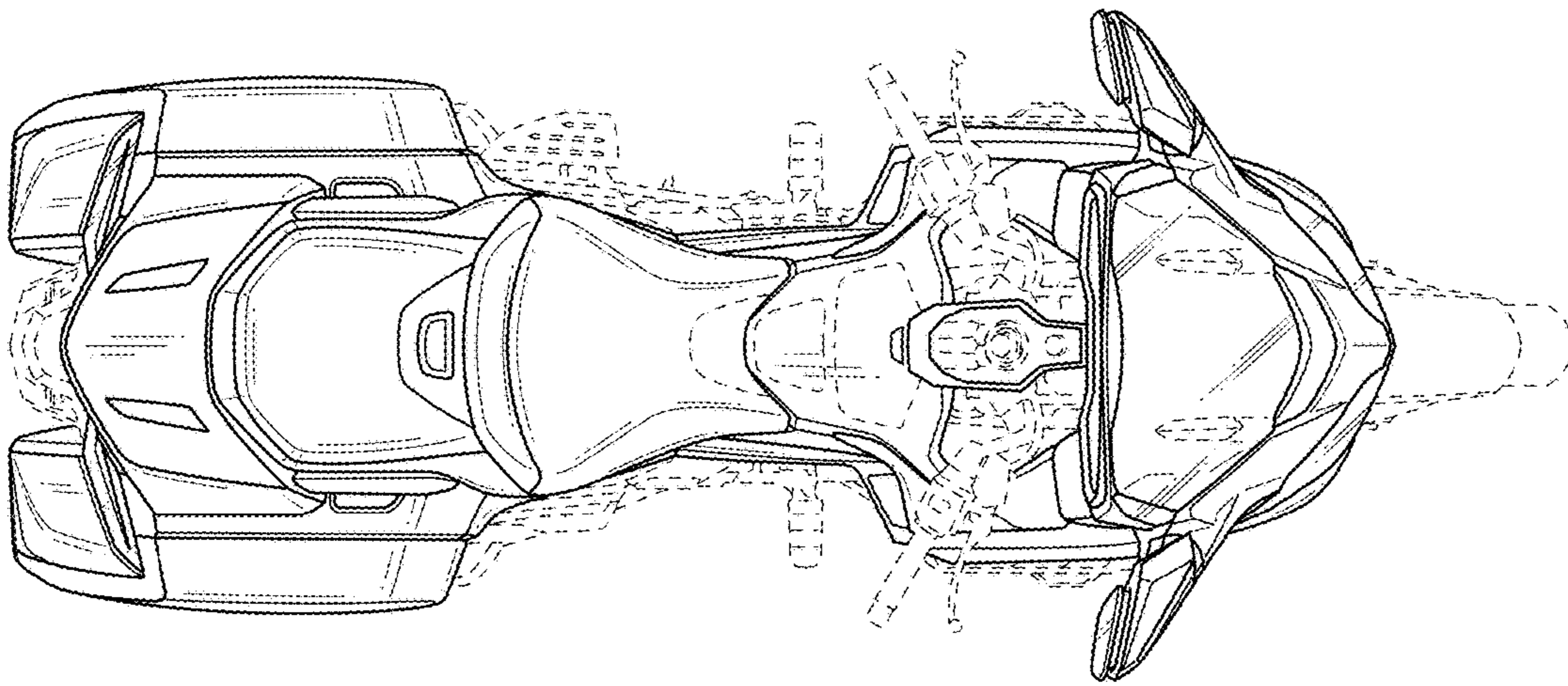


FIG. 10

