



US00D825390S

(12) **United States Design Patent** (10) **Patent No.:** **US D825,390 S**
Al Attar (45) **Date of Patent:** **** Aug. 14, 2018**

(54) **VEHICLE, TOY, AND/OR REPLICAS THEREOF**

D787,986 S * 5/2017 Kang D12/88
D803,100 S * 11/2017 Forschner D12/92
D813,726 S * 3/2018 Tanghe D12/91

(71) Applicant: **Bayerische Motoren Werke Aktiengesellschaft, Munich (DE)**

FOREIGN PATENT DOCUMENTS

(72) Inventor: **Hussein Al Attar, Munich (DE)**

EM 001090070-0001 5/2009
EM 002251355-0001 9/2013
EM 003397900-0001 12/2016

(73) Assignee: **Bayerische Motoren Werke Aktiengesellschaft, Munich (DE)**

* cited by examiner

(**) Term: **15 Years**

Primary Examiner — Melody N Brown

(21) Appl. No.: **29/607,492**

(74) *Attorney, Agent, or Firm* — Crowell & Moring LLP

(22) Filed: **Jun. 14, 2017**

(57) **CLAIM**

The ornamental design for a vehicle, toy, and/or replicas thereof, as shown and described.

(30) **Foreign Application Priority Data**

DESCRIPTION

Dec. 20, 2016 (DE) 40 2016 101 505

This application contains subject matter related to the following co-pending U.S. design patent applications:

(51) **LOC (11) Cl.** **12-08**

Application Ser. No. 29/607,493, filed herewith and entitled "Hood for a Vehicle";

(52) **U.S. Cl.**
USPC **D12/92**

Application Ser. No. 29/607,494, filed herewith and entitled "Front Bumper for a Vehicle";

(58) **Field of Classification Search**
USPC D12/86, 90-92, 88; D21/421, 433, 434;
296/181.1, 181.5

Application Ser. No. 29/607,495, filed herewith and entitled "Front Fender for a Vehicle";

CPC B62D 35/00; B62D 25/00; B62D 25/06;
B62D 33/00

Application Ser. No. 29/607,496, filed herewith and entitled "Front Bumper for a Vehicle";

See application file for complete search history.

Application Ser. No. 29/607,497, filed herewith and entitled "Headlight for a Vehicle"; and

(56) **References Cited**

Application Ser. No. 29/607,498, filed herewith and entitled "Headlight for a Vehicle".

U.S. PATENT DOCUMENTS

FIG. 1 is a left, front perspective view of a vehicle, toy, and/or replicas thereof according to the design;

D605,085 S 12/2009 Weil
D740,175 S * 10/2015 Bischoff D12/88
D742,283 S * 11/2015 Forsgren D12/92
D743,846 S * 11/2015 Guille D12/92
D759,543 S * 6/2016 Nissl D12/92
D761,693 S * 7/2016 Lian D12/91
D764,979 S * 8/2016 Faghihzadeh D12/92
D774,416 S * 12/2016 Perini D12/88
D787,377 S * 5/2017 Al Attar D12/92

FIG. 2 is a left side view thereof;

FIG. 3 is a right side view thereof;

FIG. 4 is a left, rear perspective view thereof;

FIG. 5 is a front view thereof;

FIG. 6 is a rear view thereof; and,

FIG. 7 is a top view thereof.

1 Claim, 7 Drawing Sheets





Fig. 1



Fig. 2




Fig. 3

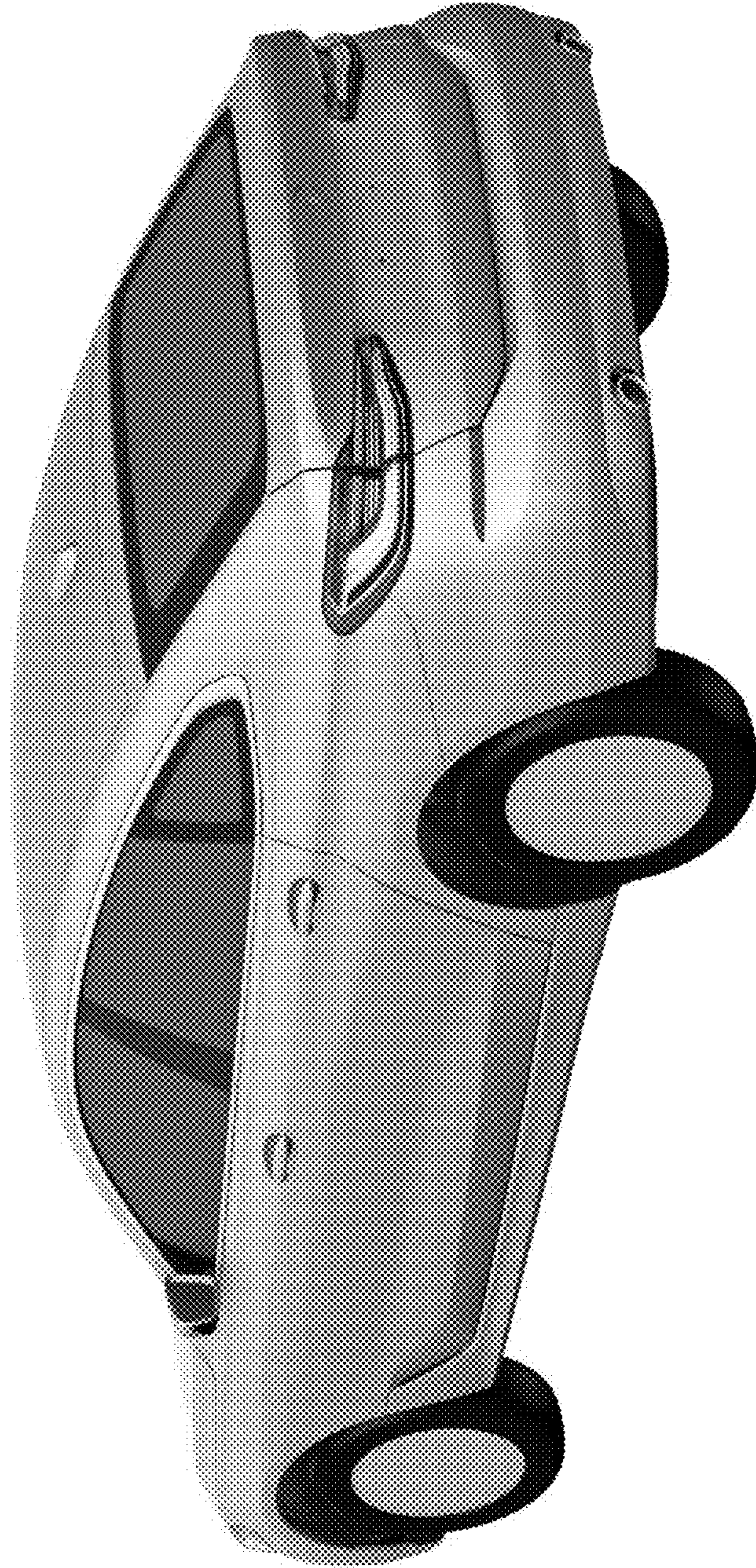


Fig. 4



Fig. 5

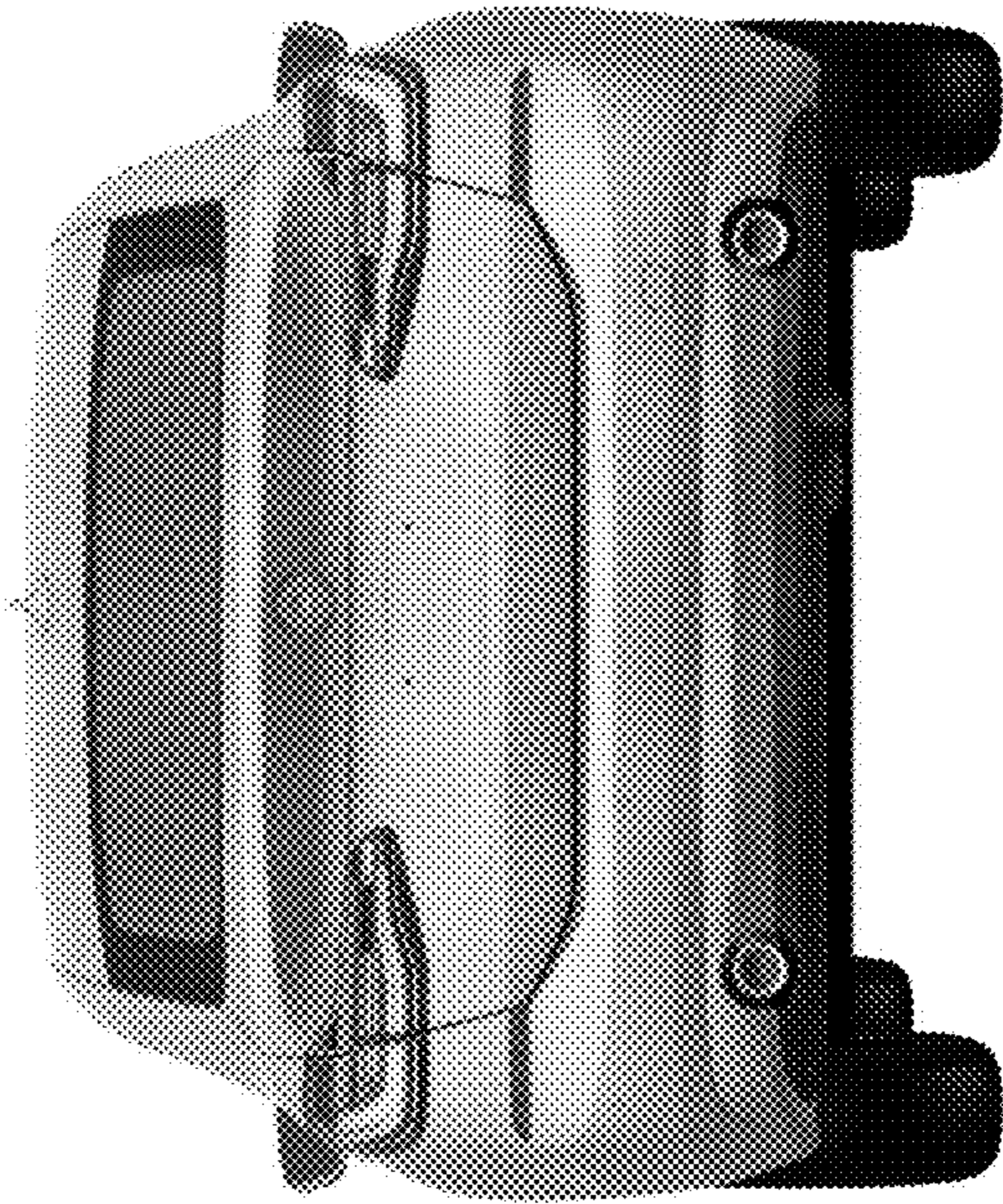


Fig. 6



Fig. 7