



US00D825382S

(12) **United States Design Patent**  
**Kimura et al.**

(10) **Patent No.:** **US D825,382 S**  
(45) **Date of Patent:** **\*\* Aug. 14, 2018**

(54) **MOTOR VEHICLE AND/OR TOY REPLICA THEREOF**

(71) Applicants: **Daichi Kimura**, Irvine, CA (US); **Ian Richard Cartabiano**, Torrance, CA (US)

(72) Inventors: **Daichi Kimura**, Irvine, CA (US); **Ian Richard Cartabiano**, Torrance, CA (US)

(73) Assignee: **TOYOTA JIDOSHA KABUSHIKI KAISHA** (JP)

(\*\*) Term: **15 Years**

(21) Appl. No.: **29/597,858**

(22) Filed: **Mar. 21, 2017**

(51) **LOC (11) Cl.** ..... **12-08**

(52) **U.S. Cl.**  
USPC ..... **D12/91**

(58) **Field of Classification Search**  
USPC ..... D12/86, 90-92, 88; D21/421, 433, 434;  
296/181.1, 181.5

CPC ..... B62D 35/00; B62D 25/00; B62D 25/06;  
B62D 33/00

See application file for complete search history.

(56) **References Cited**

**U.S. PATENT DOCUMENTS**

D450,629 S \* 11/2001 Pfeiffer ..... D12/90  
D458,188 S \* 6/2002 Wyszogrod ..... D12/90  
D710,759 S \* 8/2014 Ham ..... D12/91

D730,245 S \* 5/2015 Kim ..... D12/91  
D763,139 S \* 8/2016 Giolito ..... D12/91  
D778,786 S \* 2/2017 Giolito ..... D12/91  
D800,019 S \* 10/2017 Castillo Aranda ..... D12/91  
D811,271 S \* 2/2018 Park ..... D12/91  
D814,354 S \* 4/2018 Fisker ..... D12/91

**OTHER PUBLICATIONS**

Netcarshow, KIA Motor, KIA Soul (2014), <<https://www.netcarshow.com/kia/2014-soul/>>, available as early as Jan. 23, 2017.

Netcarshow, Land Rover, Land Rover Discovery 3 (2009), <[https://www.netcarshow.com/land\\_rover/2009-discovery\\_3/](https://www.netcarshow.com/land_rover/2009-discovery_3/)>, available as early as Jan. 23, 2017.

\* cited by examiner

*Primary Examiner* — Melody N Brown

(74) *Attorney, Agent, or Firm* — Saidman DesignLaw Group, LLC

(57) **CLAIM**

The ornamental design for a motor vehicle and/or toy replica thereof, as shown and described.

**DESCRIPTION**

FIG. 1 is a front perspective view of a motor vehicle and/or toy replica thereof showing our new design;  
FIG. 2 is a rear perspective view thereof;  
FIG. 3 is a front view thereof;  
FIG. 4 is a rear view thereof;  
FIG. 5 is a top view thereof;  
FIG. 6 is a left side view thereof; and,  
FIG. 7 is a right side view thereof.

**1 Claim, 7 Drawing Sheets**






FIG. 1

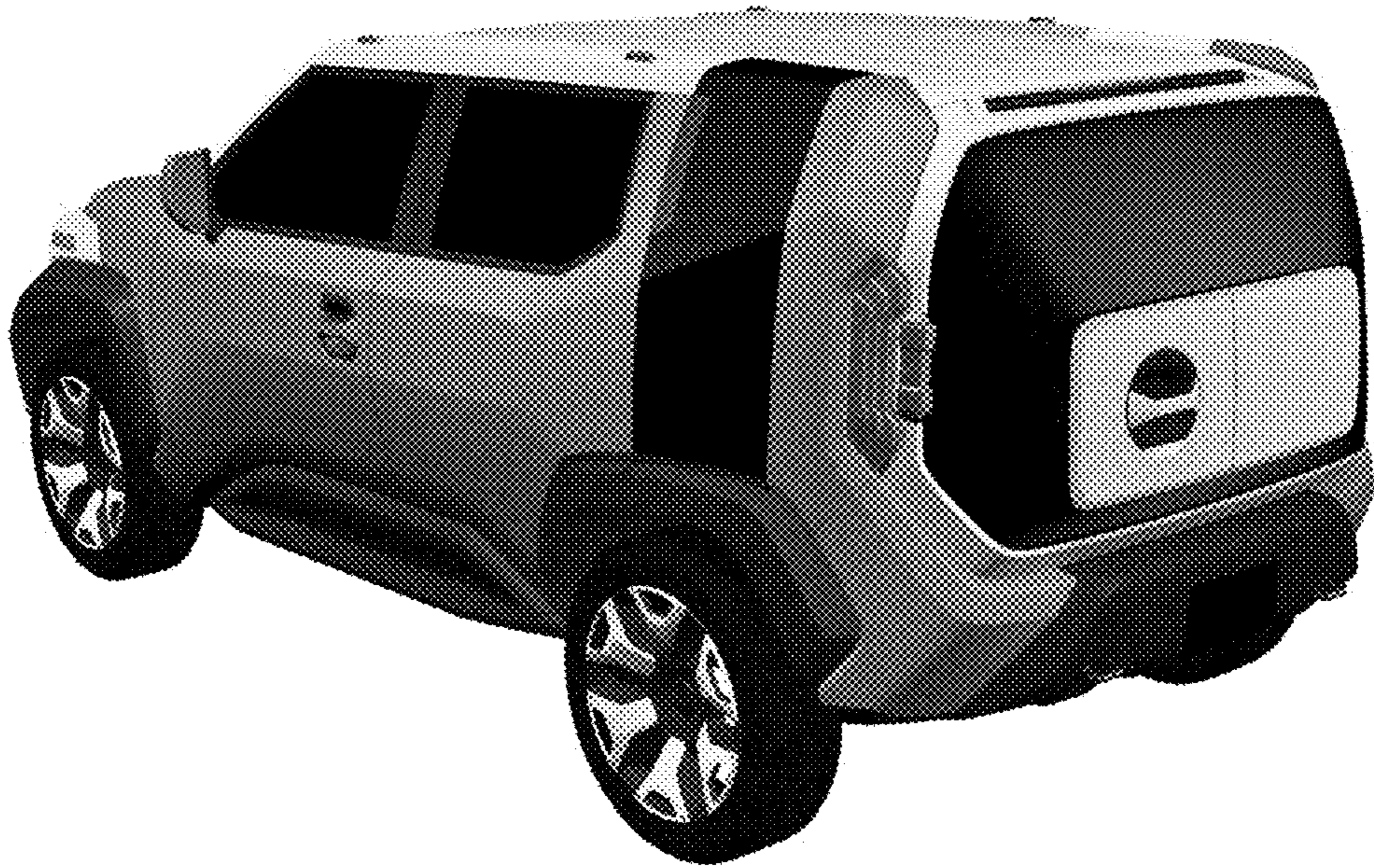


FIG. 2




FIG. 3




FIG. 4




FIG. 5




FIG. 6




FIG. 7