



US00D825343S

(12) **United States Design Patent**
Baumann

(10) **Patent No.:** **US D825,343 S**

(45) **Date of Patent:** **** Aug. 14, 2018**

(54) **BOTTLE**

(71) Applicant: **Johnson & Johnson Consumer Inc.,**
Skillman, NJ (US)

(72) Inventor: **Guido Baumann, Jülich-Koslar (DE)**

(73) Assignee: **Johnson & Johnson Consumer Inc.,**
Skillman, NJ (US)

(**) Term: **15 Years**

(21) Appl. No.: **29/598,487**

(22) Filed: **Mar. 27, 2017**

(51) **LOC (11) Cl.** **09-01**

(52) **U.S. Cl.**
USPC **D9/563; D9/570; D9/575**

(58) **Field of Classification Search**
USPC D9/516, 530, 541–543, 549, 550,
D9/557–558, 563, 570–571, 574–575,
D9/715, 719
CPC B65D 1/00; B65D 1/02; B65D 1/0223;
B65D 23/00; B65D 81/00; B65D
2501/00; B65D 2501/0009; B65D
2501/0081
See application file for complete search history.

(56) **References Cited**

U.S. PATENT DOCUMENTS

D136,024 S *	7/1943	Flett	D9/556
D219,727 S *	1/1971	Weckman	D9/550
D220,167 S *	3/1971	Barker	D9/542
D254,651 S *	4/1980	Shortino	D9/574
D255,652 S *	7/1980	Kretz	D9/542
D259,181 S *	5/1981	Saenz	D9/542
D259,542 S *	6/1981	Shortino	D9/571
D280,603 S *	9/1985	Johnson	D9/453
D280,604 S *	9/1985	Johnson	D9/453
D365,761 S *	1/1996	Abfier et al.	
D469,022 S *	1/2003	Kuzma	D9/550
D489,994 S *	5/2004	Crawford	D9/542

D554,520 S *	11/2007	Kunesh	D9/570
D554,521 S *	11/2007	Williams	D9/570
D590,719 S *	4/2009	Zwolbar	D9/556
D704,562 S *	5/2014	Nukuto et al.	
D768,498 S *	10/2016	Hughes	D9/563

OTHER PUBLICATIONS

Le Petit Marseillais Nourrit & Apaise—Moisturising Lotion bottle,
Mintel Database (Sep. 2014).

* cited by examiner

Primary Examiner — Dana L Meyrow

(57) **CLAIM**

The ornamental design for a bottle, as shown and described.

DESCRIPTION

FIG. 1 is a top perspective view of the front side of a bottle of the present invention.

FIG. 2 is a bottom perspective view of the front side of the bottle depicted in FIG. 1.

FIG. 3 is a front elevational view of the bottle depicted in FIG. 1.

FIG. 4 is a side elevational view of the right side of the bottle depicted in FIG. 1.

FIG. 5 is a back elevational view of the bottle depicted in FIG. 1.

FIG. 6 is a side elevational view of the left side of the bottle depicted in FIG. 1.

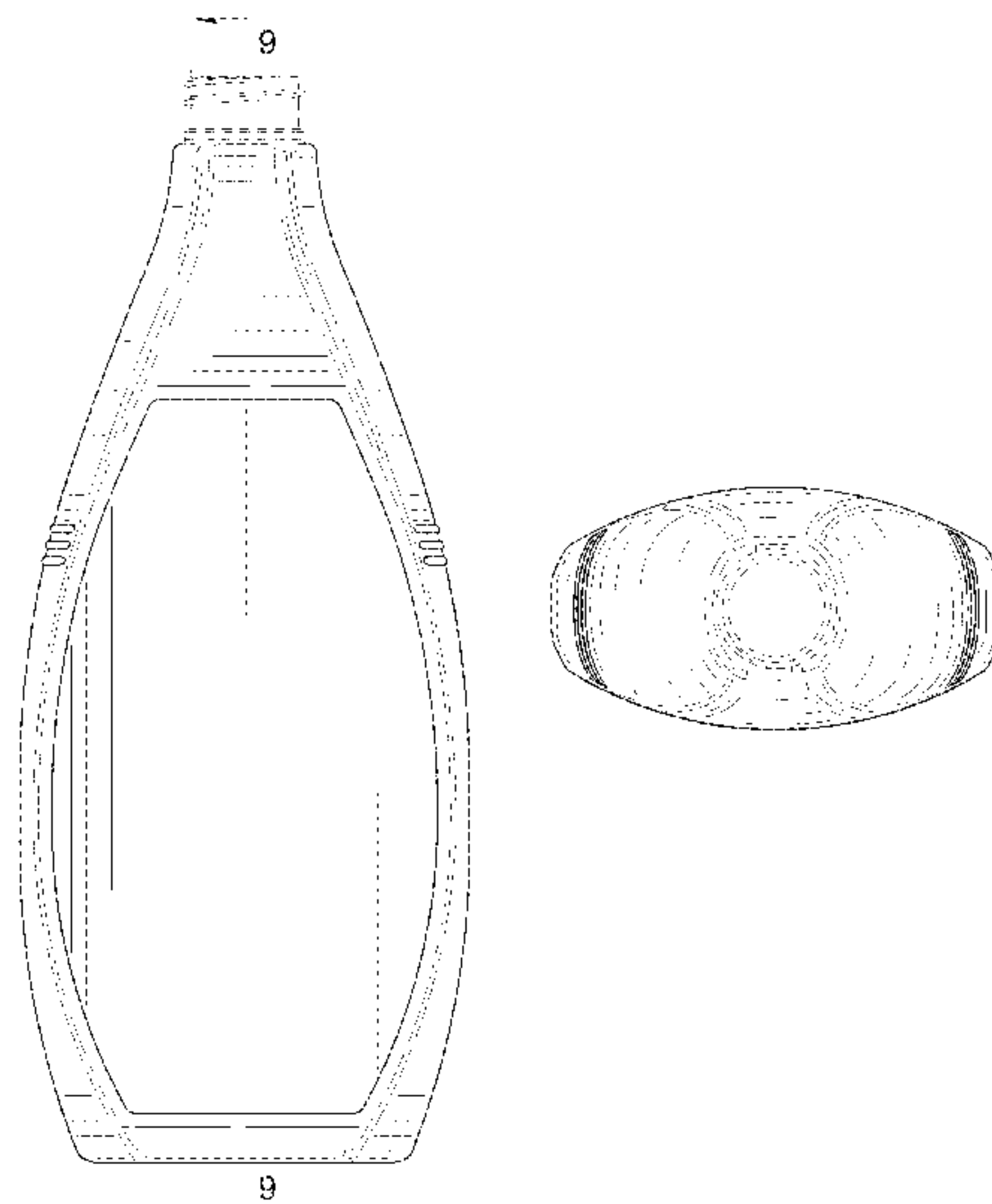
FIG. 7 is a top view of the bottle depicted in FIG. 1.

FIG. 8 is a bottom view of the bottle depicted in FIG. 1; and, FIG. 9 is a cross-section view of the bottle depicted in FIG. 1, taken along the line 9-9 in FIG. 3.

The ornamental design which is claimed is shown in solid lines in the drawings.

The dashed broken lines are shown for the purpose of illustrating portions of the threaded top that form no part of the claimed design.

1 Claim, 6 Drawing Sheets



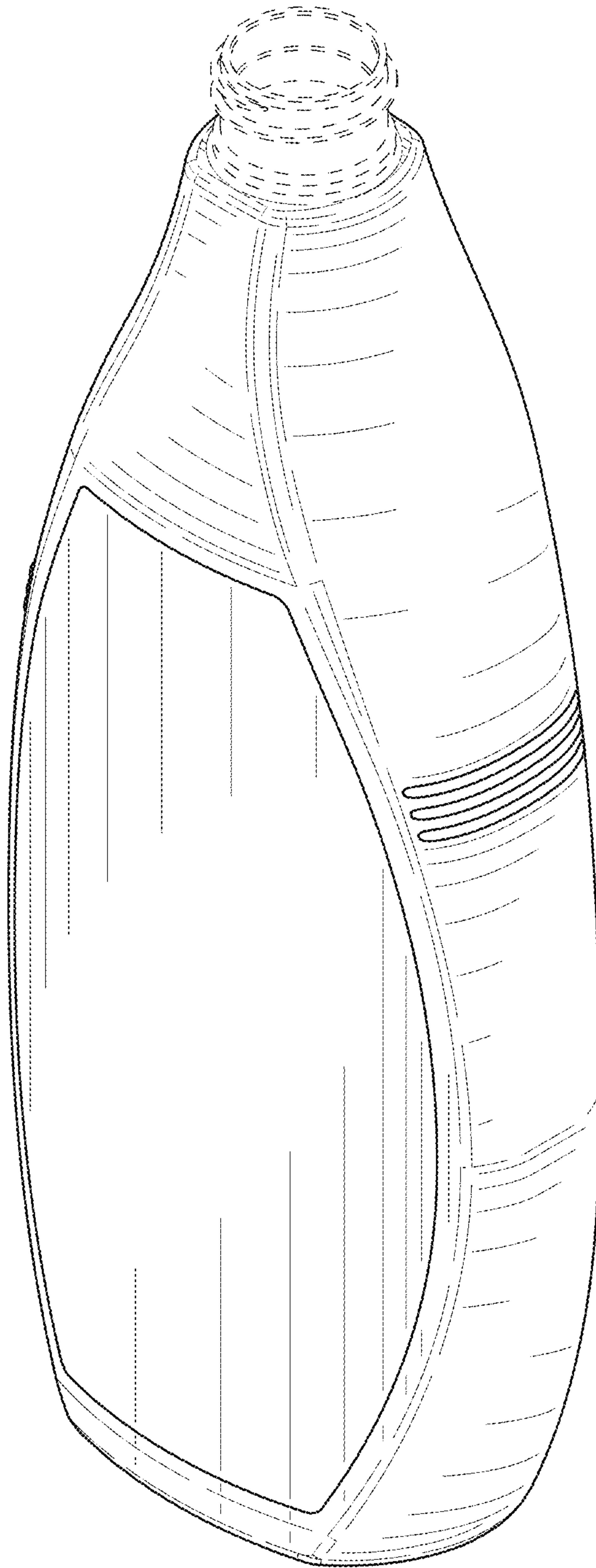


FIG. 1


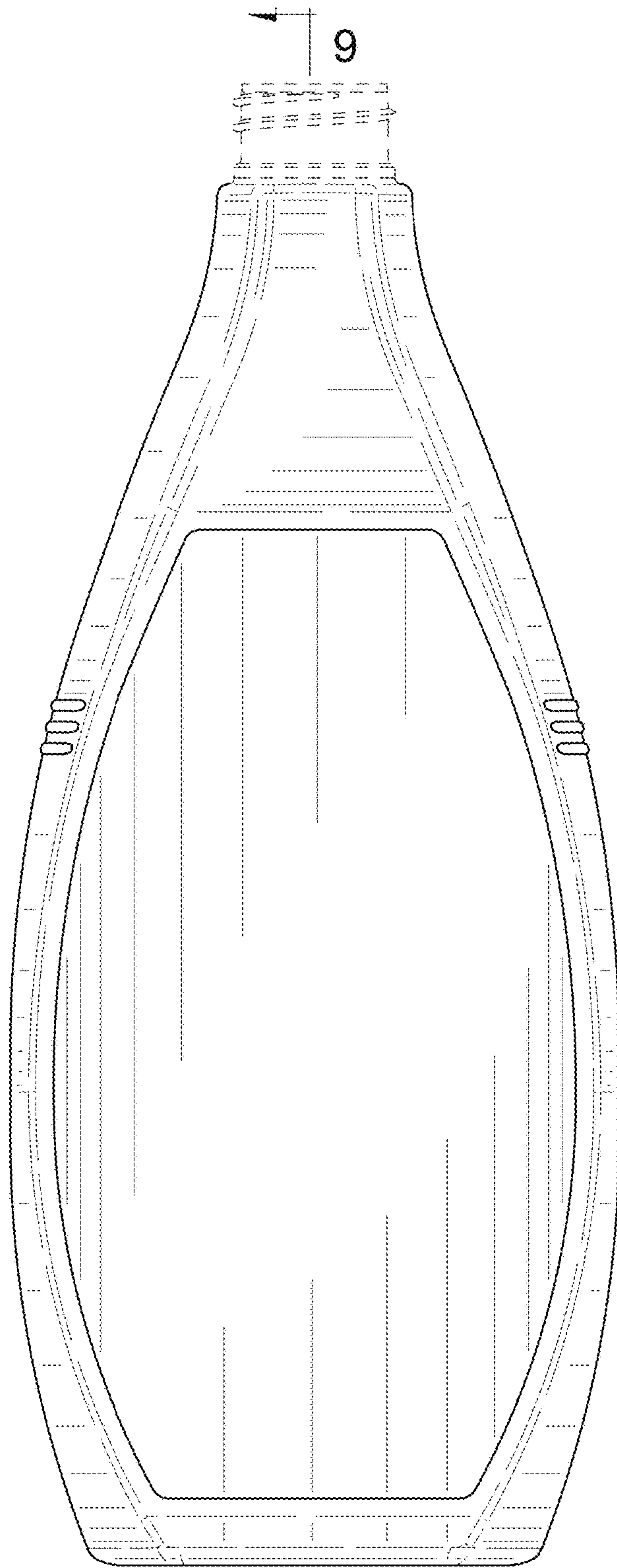


FIG. 2



9 FIG. 3

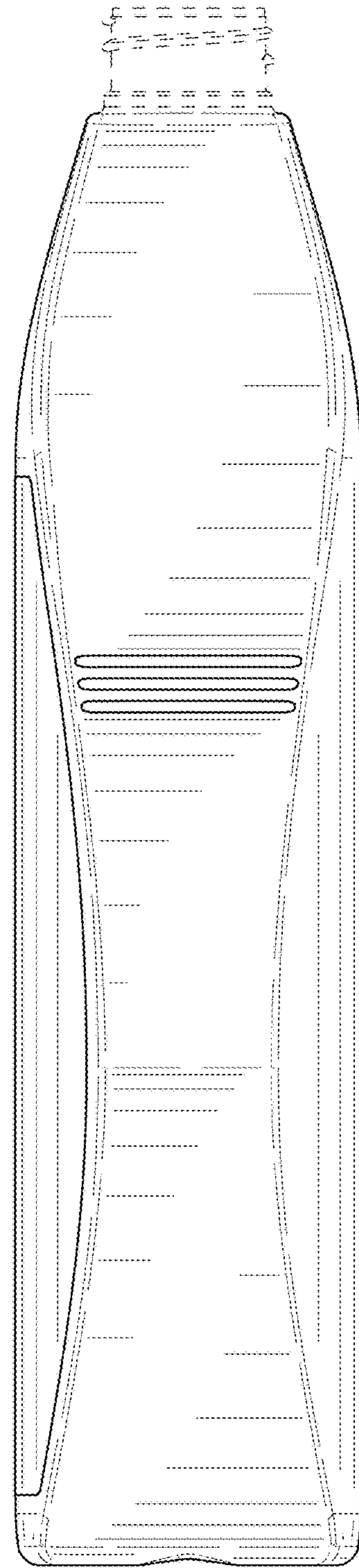


FIG. 4

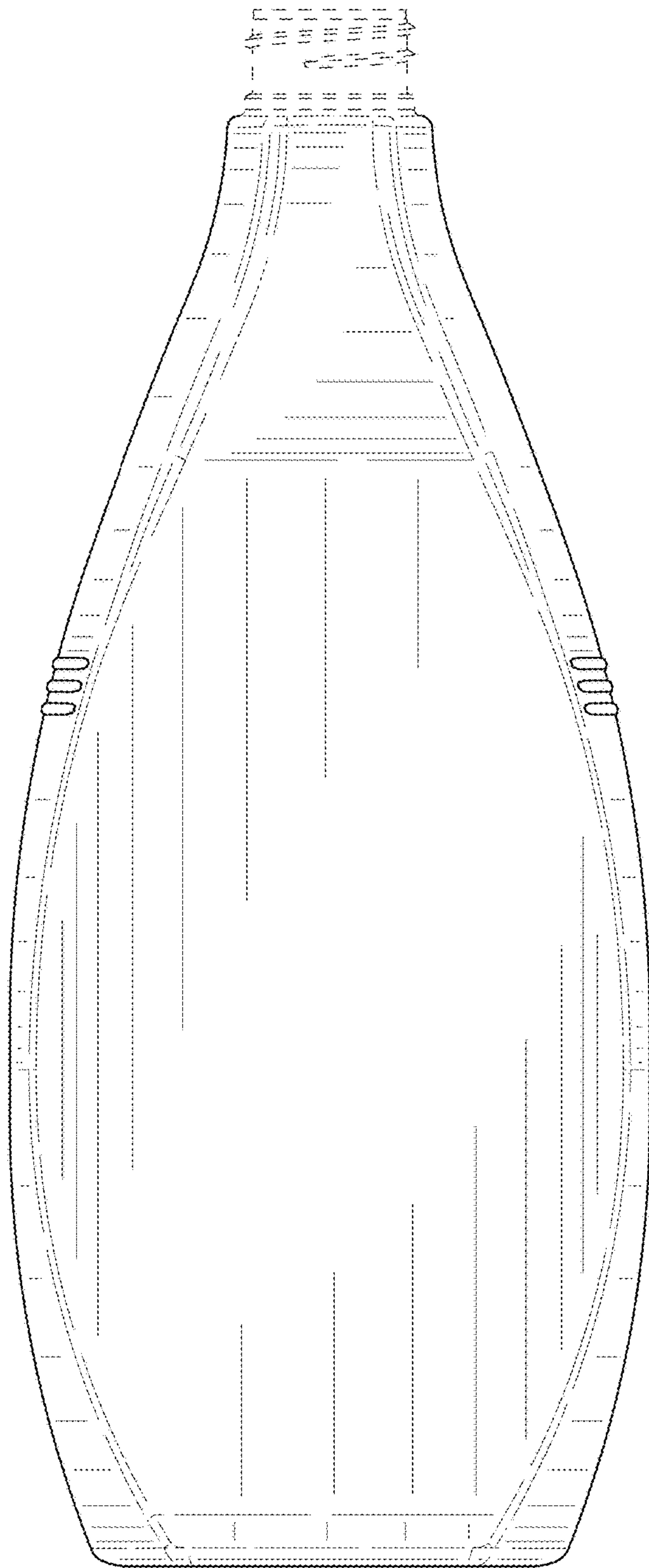


FIG. 5

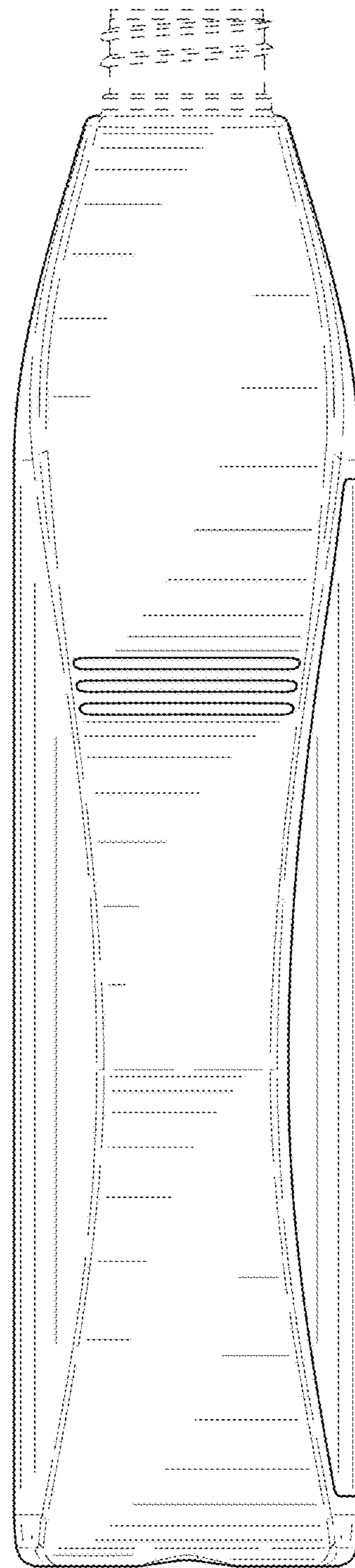


FIG. 6

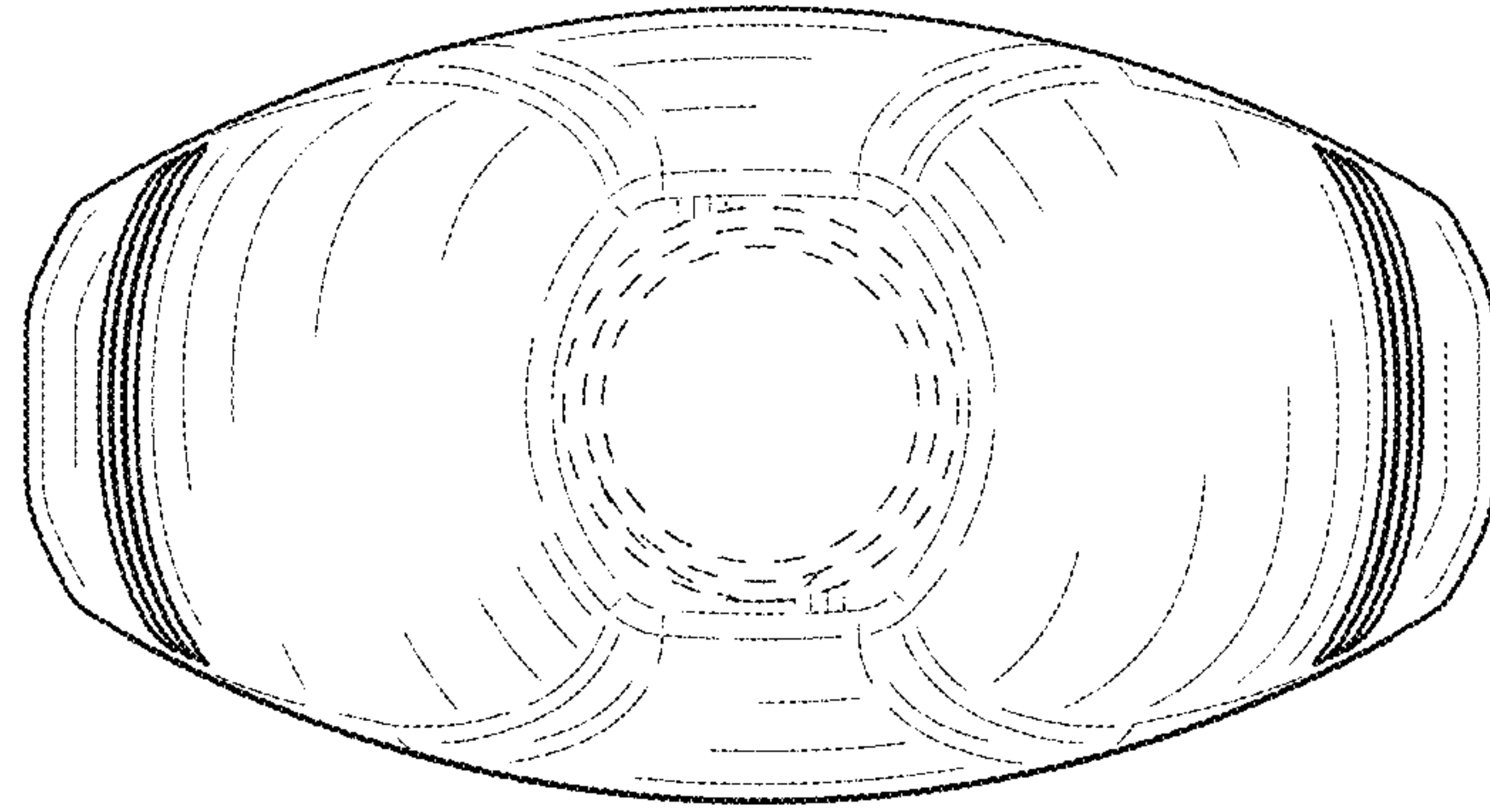


FIG. 7

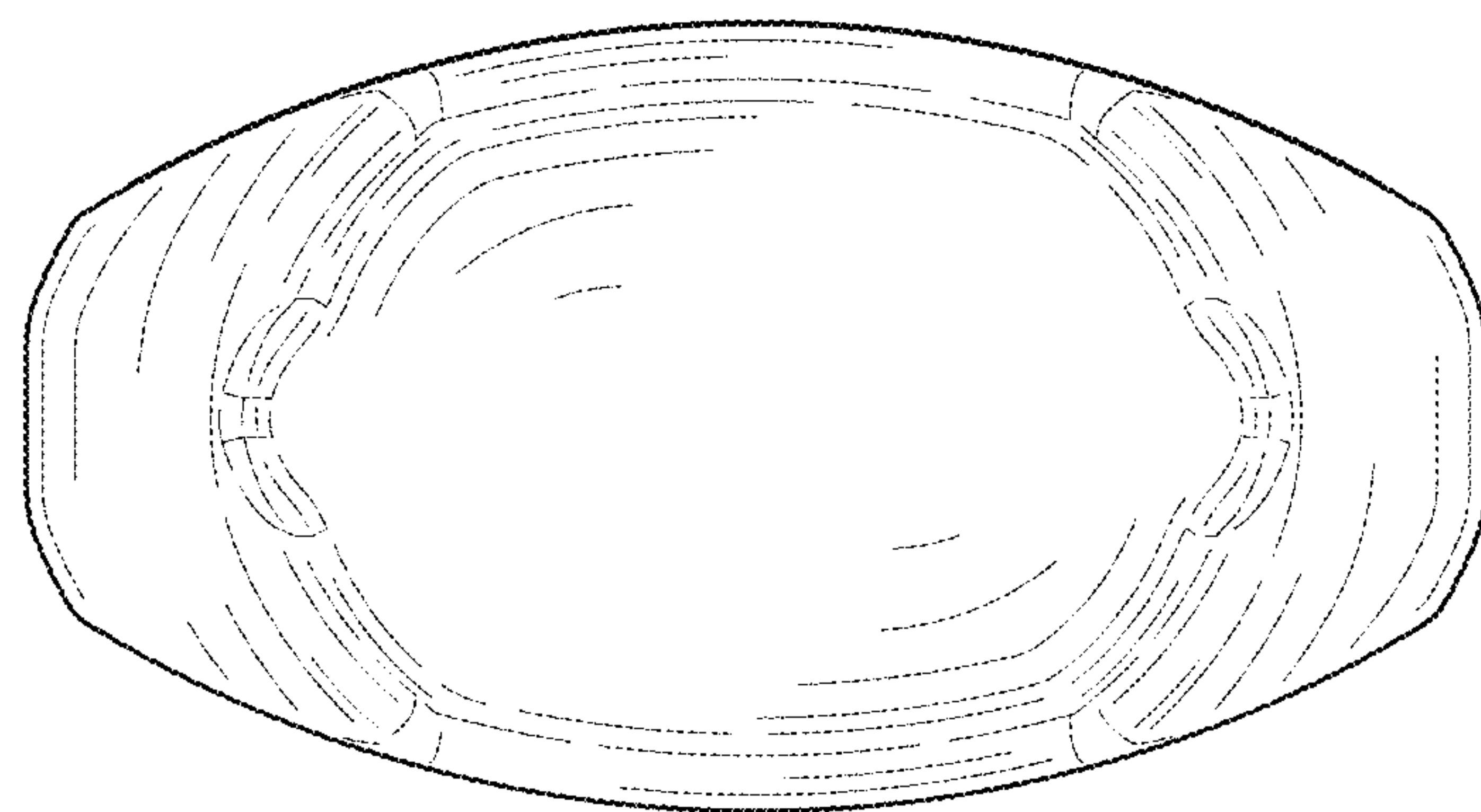


FIG. 8




FIG. 9