



US00D825336S

(12) **United States Design Patent** (10) **Patent No.:** **US D825,336 S**
Spurrier et al. (45) **Date of Patent:** **** Aug. 14, 2018**

- (54) **CONTAINER**
- (71) Applicant: **Kao USA Inc.**, Cincinnati, OH (US)
- (72) Inventors: **Glen Spurrier**, Cincinnati, OH (US);
Brian Sweeney, Cincinnati, OH (US)
- (73) Assignee: **KAO USA INC.**, Cincinnati, OH (US)
- (**) Term: **15 Years**
- (21) Appl. No.: **29/624,588**
- (22) Filed: **Nov. 2, 2017**

D714,160 S	9/2014	Park	
D715,156 S	10/2014	Park	
D716,666 S *	11/2014	Park	D9/690
D735,052 S	7/2015	Hwang	
D741,603 S	10/2015	Mehta et al.	
D763,086 S	8/2016	Kalagher	
9,669,965 B2 *	6/2017	Kalagher	B65D 81/3227
D804,950 S	12/2017	Spurrier et al.	
D813,678 S *	3/2018	Kalagher	D9/504
2009/0272747 A1 *	11/2009	Kalaouze, Jr.	B65D 81/3222 220/500
2015/0291312 A1	10/2015	Kalagher	

Related U.S. Application Data

- (62) Division of application No. 29/506,484, filed on Oct. 16, 2014, now Pat. No. Des. 804,950.
- (51) **LOC (11) Cl.** **09-01**
- (52) **U.S. Cl.**
USPC **D9/500; D9/690**
- (58) **Field of Classification Search**
USPC D9/500, 503-505, 516, 520, 521,
D9/544-545, 549, 554, 558, 682, 686,
D9/688, 690, 715, 719; D24/224
CPC B65D 1/00; B65D 1/02; B65D 1/0223;
B65D 23/00; B65D 81/00; B65D
2501/00; B65D 2501/0009
See application file for complete search history.

References Cited

U.S. PATENT DOCUMENTS

D318,727 S	7/1991	Spike	
D357,985 S	5/1995	Burns	
D385,793 S	11/1997	Marsal	
D402,549 S *	12/1998	Nahum Albright	D9/545
D463,746 S	10/2002	de Baschmakoff	
D665,267 S *	8/2012	Dittmer	D9/688
D703,052 S	4/2014	Park	
D703,053 S	4/2014	Park	

OTHER PUBLICATIONS

“Farah”, Treatment, ABA Packaging Corporation Catalog, ABA Packaging Corp., Holtsville, NY, p. (T)1.

* cited by examiner

Primary Examiner — Dana Meyrow

(74) *Attorney, Agent, or Firm* — Frost Brown Todd LLC

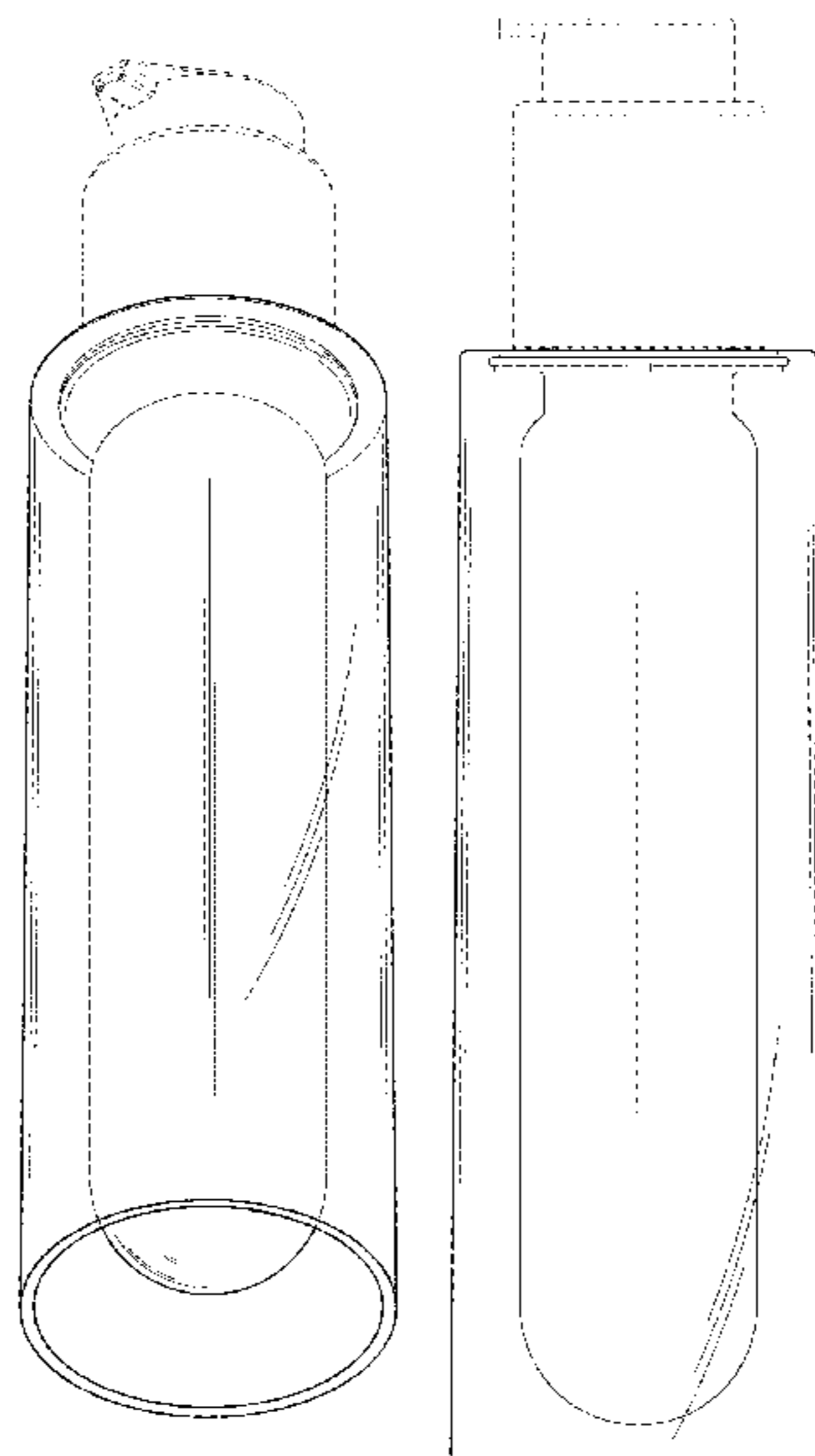
(57) **CLAIM**

The ornamental design for a container, as shown and described.

DESCRIPTION

FIG. 1 is a top perspective view of our new design for a container;
 FIG. 2 is a bottom perspective view thereof;
 FIG. 3 is a front elevation view thereof;
 FIG. 4 is a rear elevation view thereof;
 FIG. 5 is a right elevation view thereof;
 FIG. 6 is a left elevation view thereof;
 FIG. 7 is a top plan view thereof; and,
 FIG. 8 is a bottom plan view thereof.
 The broken lines in the drawings are included for purposes of illustrating portions of the environment used with the container that form no part of the claimed design.

1 Claim, 4 Drawing Sheets



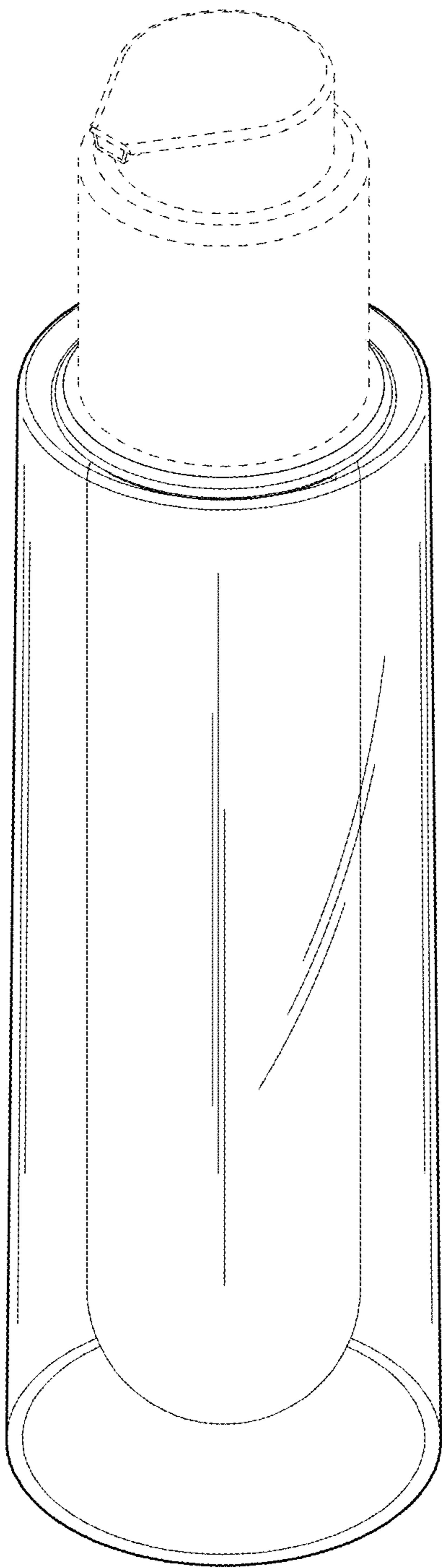


FIG. 1

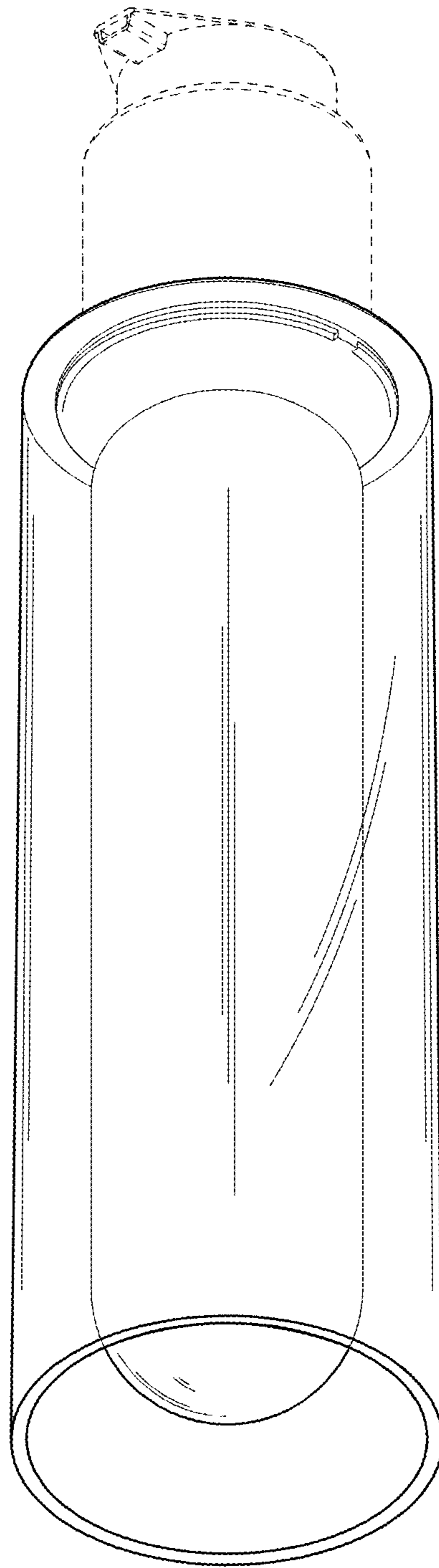


FIG. 2

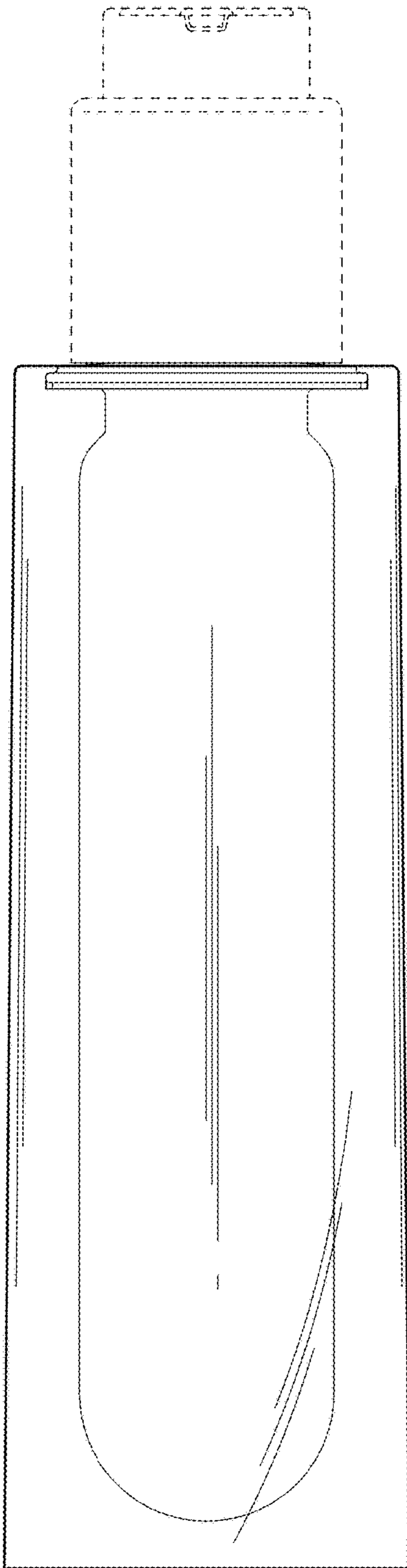


FIG. 3

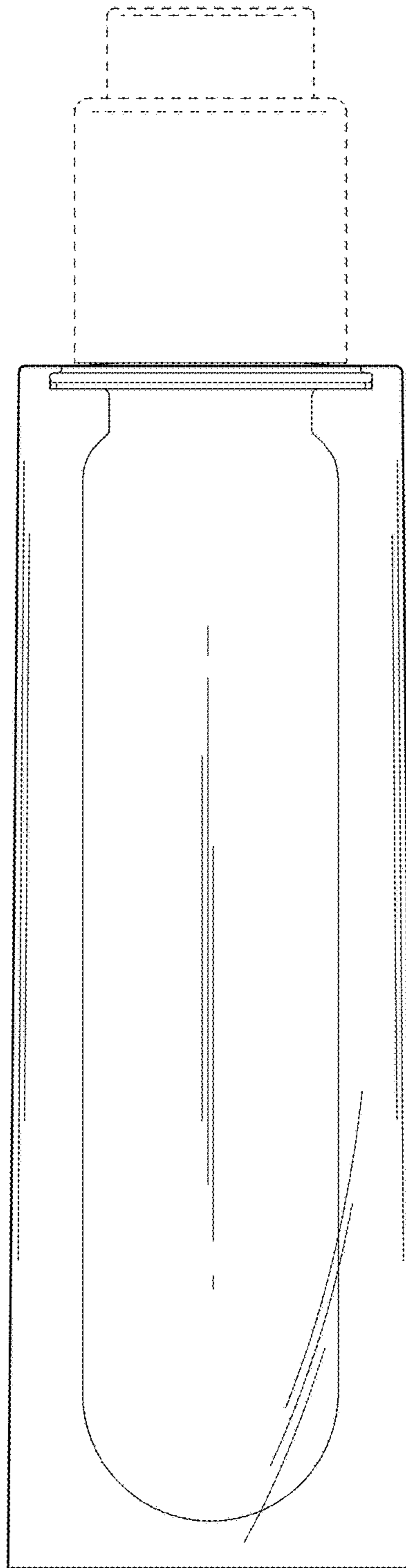


FIG. 4

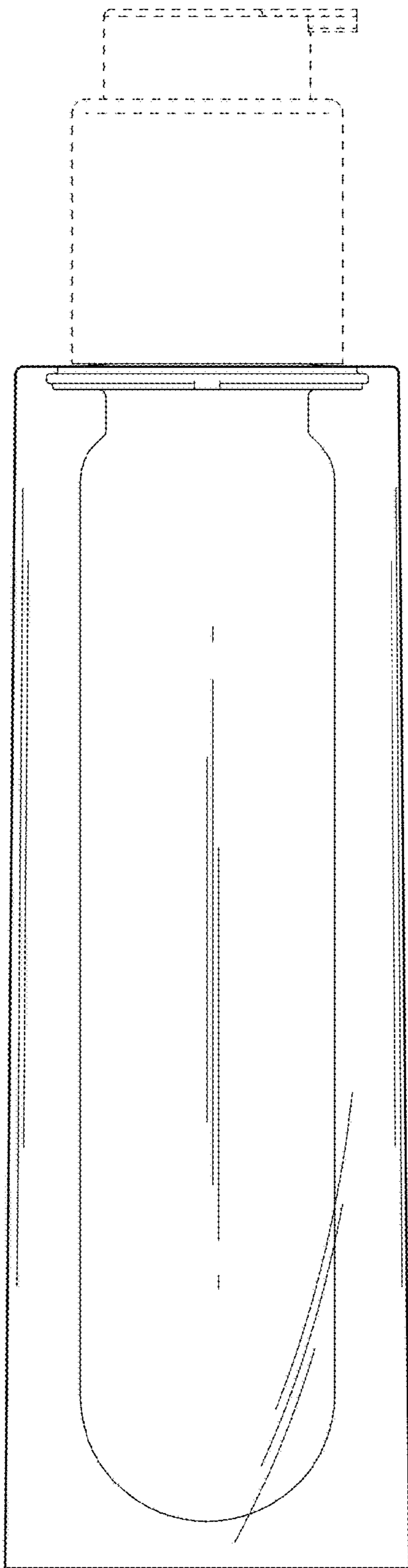


FIG. 5

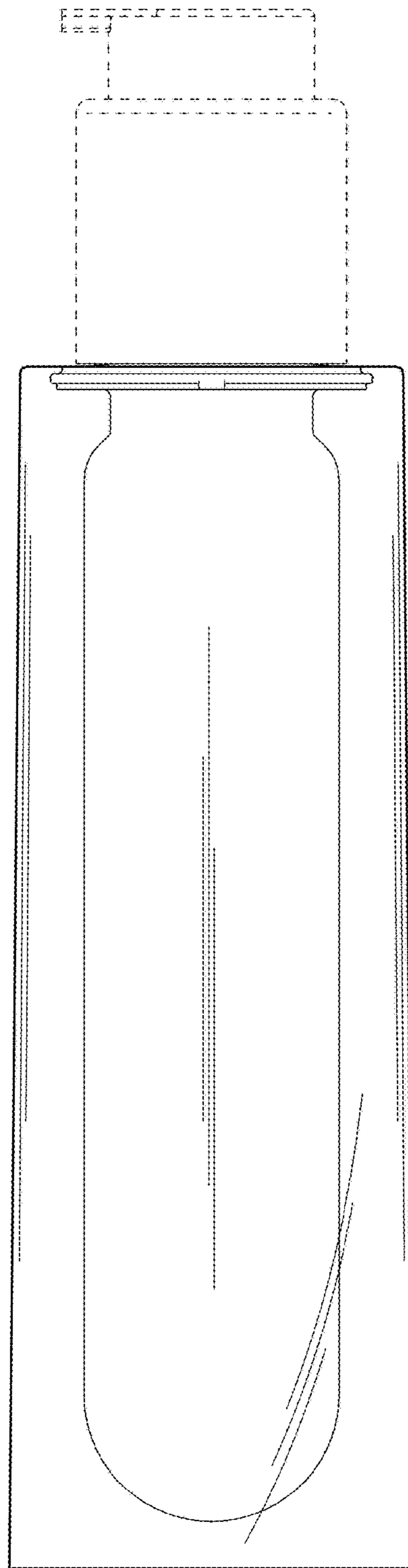


FIG. 6

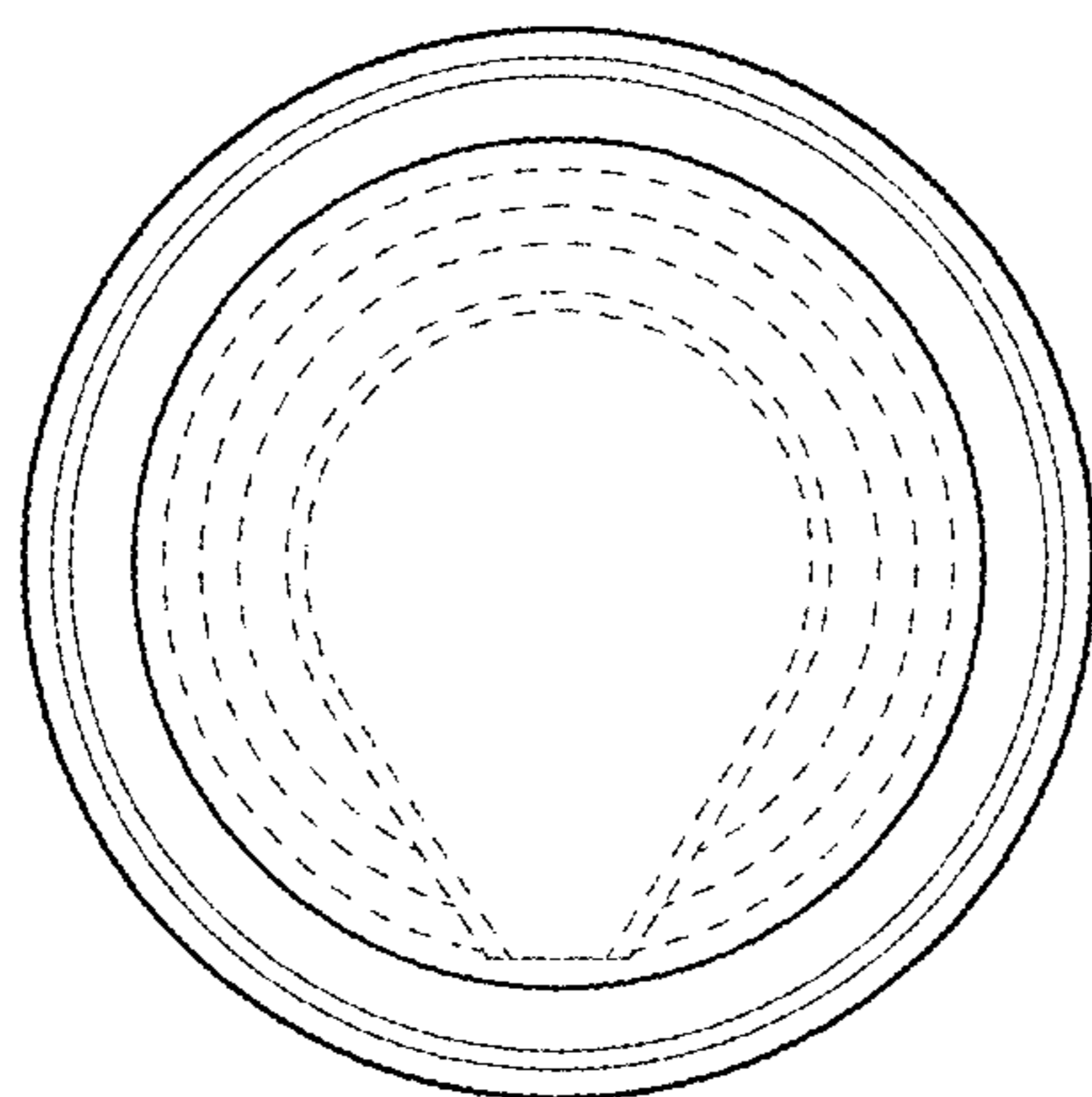


FIG. 7

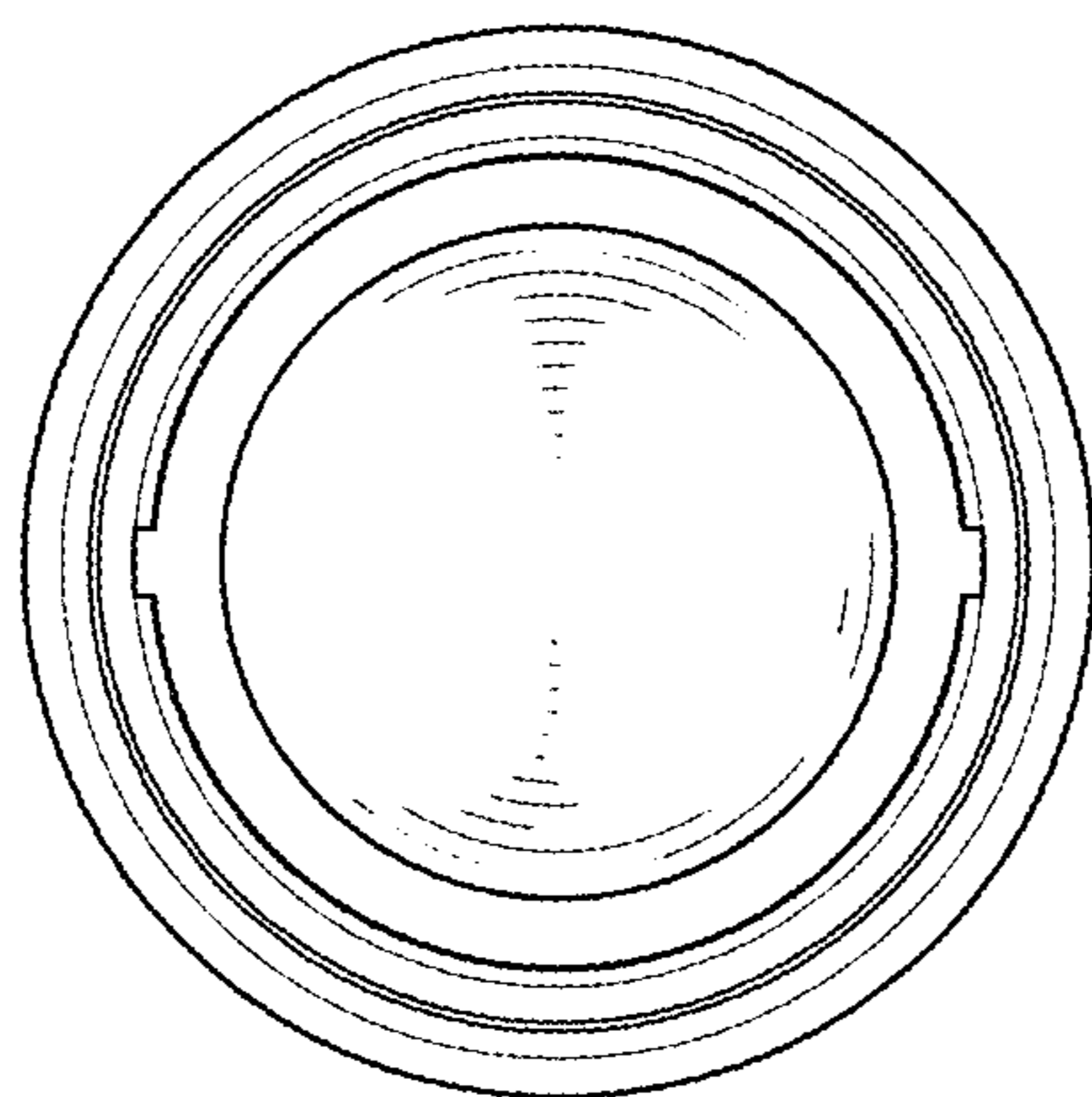


FIG. 8