

US00D825275S

(12) **United States Design Patent**
Vieira

(10) **Patent No.:** **US D825,275 S**

(45) **Date of Patent:** **** Aug. 14, 2018**

(54) **TIRE-SHAPED COOZIE**

(71) Applicant: **Joshua Robert Vieira**, South Riding,
VA (US)

(72) Inventor: **Joshua Robert Vieira**, South Riding,
VA (US)

(**) Term: **15 Years**

(21) Appl. No.: **29/612,315**

(22) Filed: **Jul. 31, 2017**

(51) **LOC (11) Cl.** **07-01**

(52) **U.S. Cl.**
USPC **D7/606; D7/625**

(58) **Field of Classification Search**
USPC D7/523, 532, 601, 605-608, 615, 624.2,
D7/625; D6/531-534; D3/304-314;
D9/444, 501-504, 574, 575, 779;
220/592.17; D12/500, 502, 503
CPC .. F25D 3/08; B65D 25/30; B65D 7/24; B65D
81/3876; B65D 81/3879; B65D 23/104;
B65D 81/38; B65D 81/3886; B65D
81/3883; B65D 81/3881; B65D 83/00;
B65D 1/42; B65D 8/00; B65D 15/02;
A45C 11/20; A47G 23/0216; A47G
23/0266; A47G 19/2288; A47G 23/0241;
A47G 2023/0291; A45F 2200/0583; A61F
7/10; B31D 5/0086; A47J 41/02; A47J
41/0077

See application file for complete search history.

(56) **References Cited**

U.S. PATENT DOCUMENTS

4,462,444 A * 7/1984 Larson B65D 81/3886
215/12.1
4,798,063 A * 1/1989 Rimmer B65D 81/3886
62/371

D498,392 S * 11/2004 Lowe D12/500
D499,613 S * 12/2004 Lowe D7/606
D506,358 S * 6/2005 Lowe D7/606
D621,226 S * 8/2010 Trinkle D7/606
8,251,247 B1 * 8/2012 Breckner A47G 23/0266
220/592.16
D699,519 S * 2/2014 Carl D7/606
D741,663 S * 10/2015 Hansen D7/625
2008/0017654 A1 * 1/2008 Chu B65D 81/3886
220/739
2008/0047967 A1 * 2/2008 Brunner B65D 81/3886
220/737

* cited by examiner

Primary Examiner — Freda S Nunn

(74) *Attorney, Agent, or Firm* — John R. Perkins, Jr.;
Perkins Law Firm

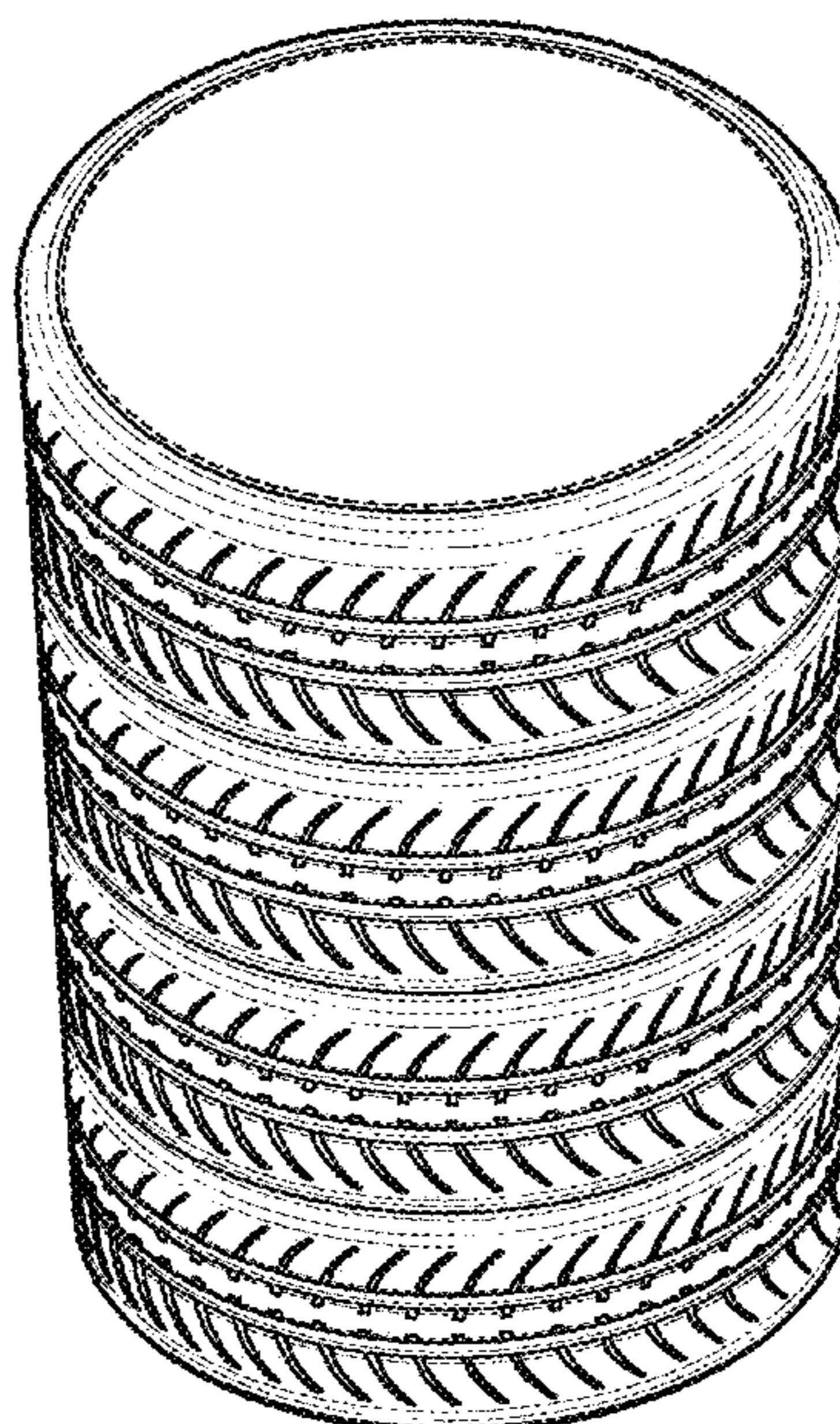
(57) **CLAIM**

The ornamental design for a tire-shaped coozie, as shown
and described.

DESCRIPTION

FIG. 1 is a front, top-side perspective view of an embodi-
ment of the present invention;
FIG. 2 is a front, bottom side view of the embodiment of
FIG. 1;
FIG. 3 is a side view of the embodiment of FIG. 1;
FIG. 4 is a top side view of the embodiment of FIG. 1; and,
FIG. 5 is a bottom-side view of the embodiment of FIG. 1.
In the figures, features illustrated in broken line are not part
of the claimed design.

1 Claim, 4 Drawing Sheets



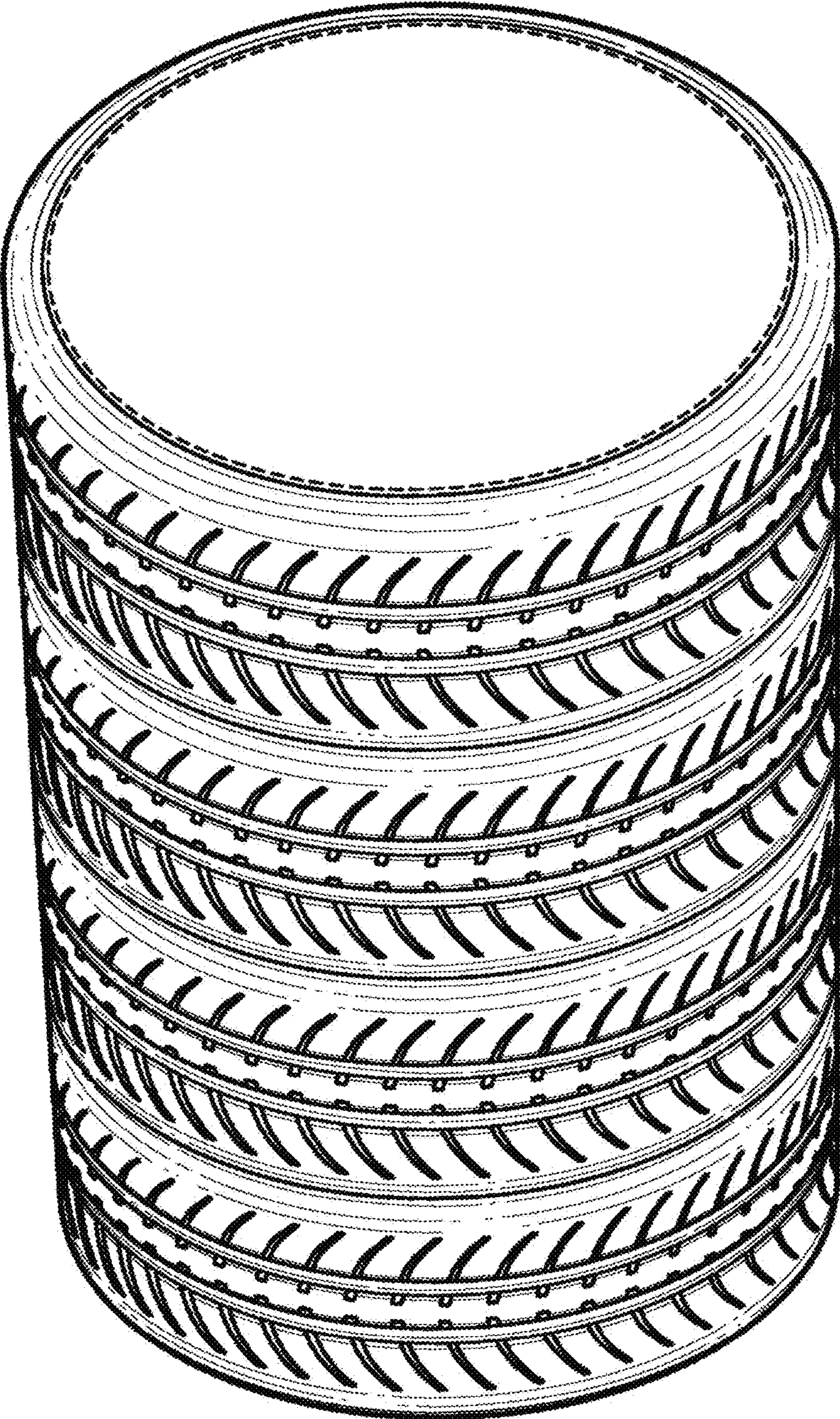


Fig. 1

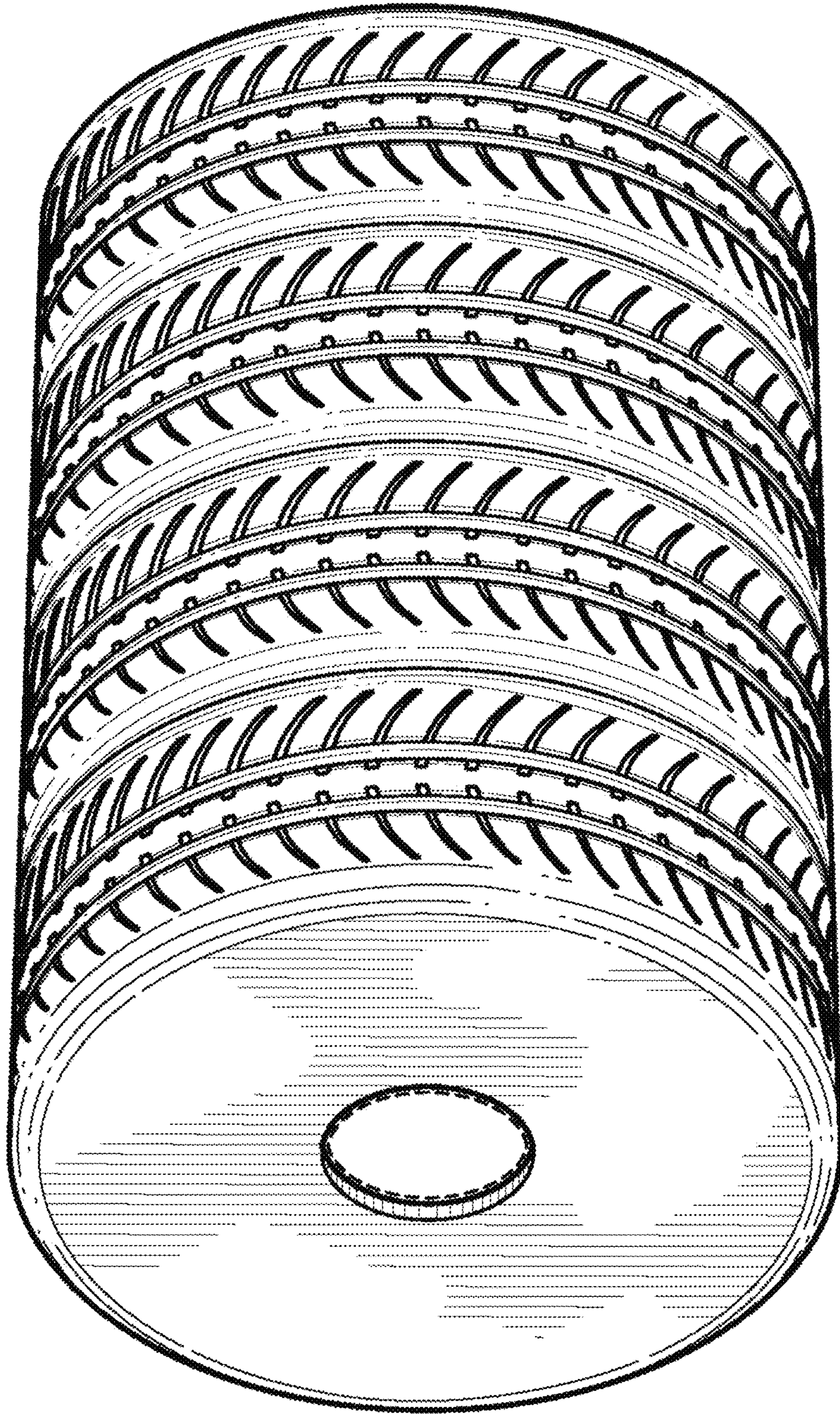


Fig. 2




Fig. 3

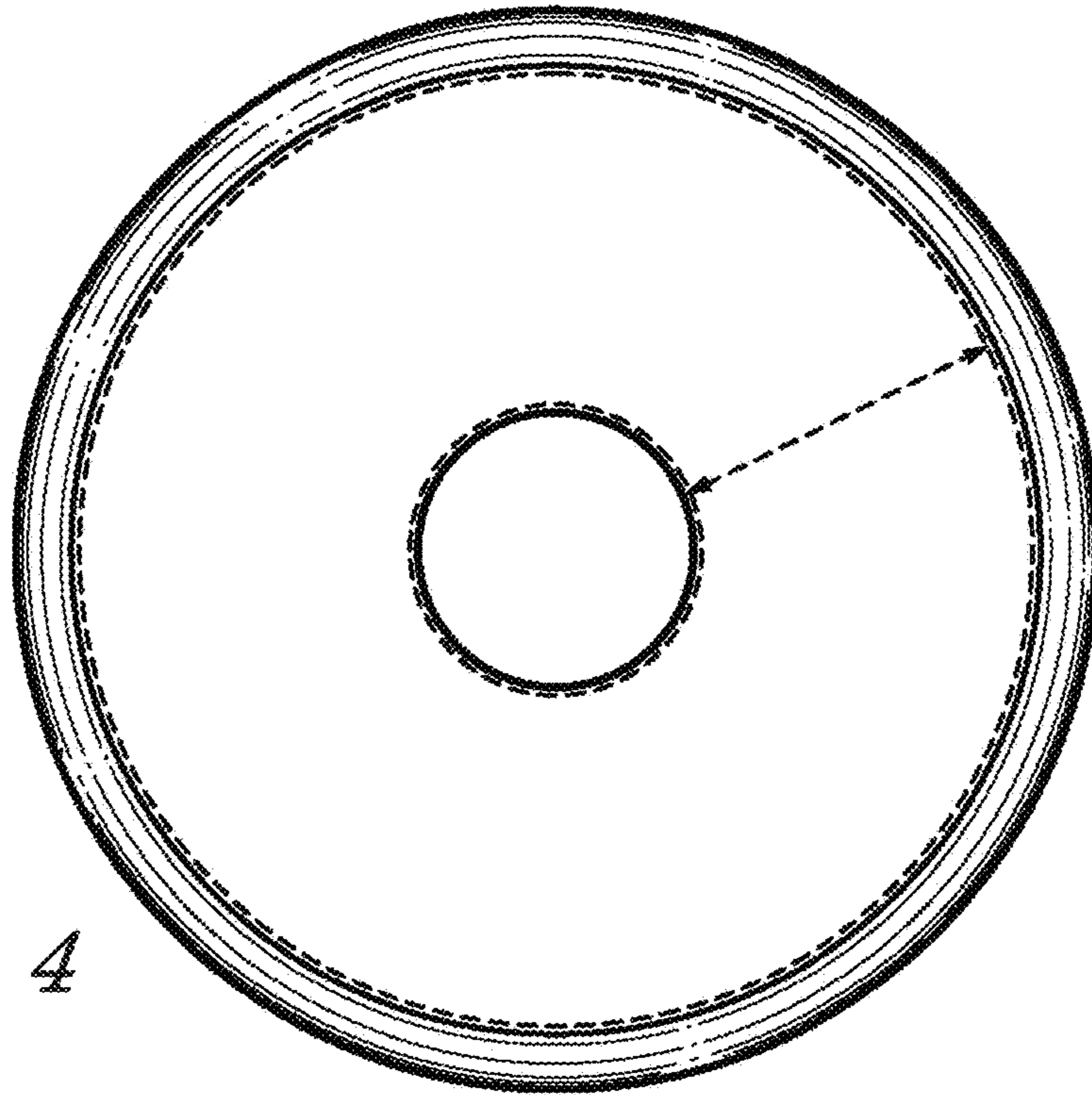


Fig. 4

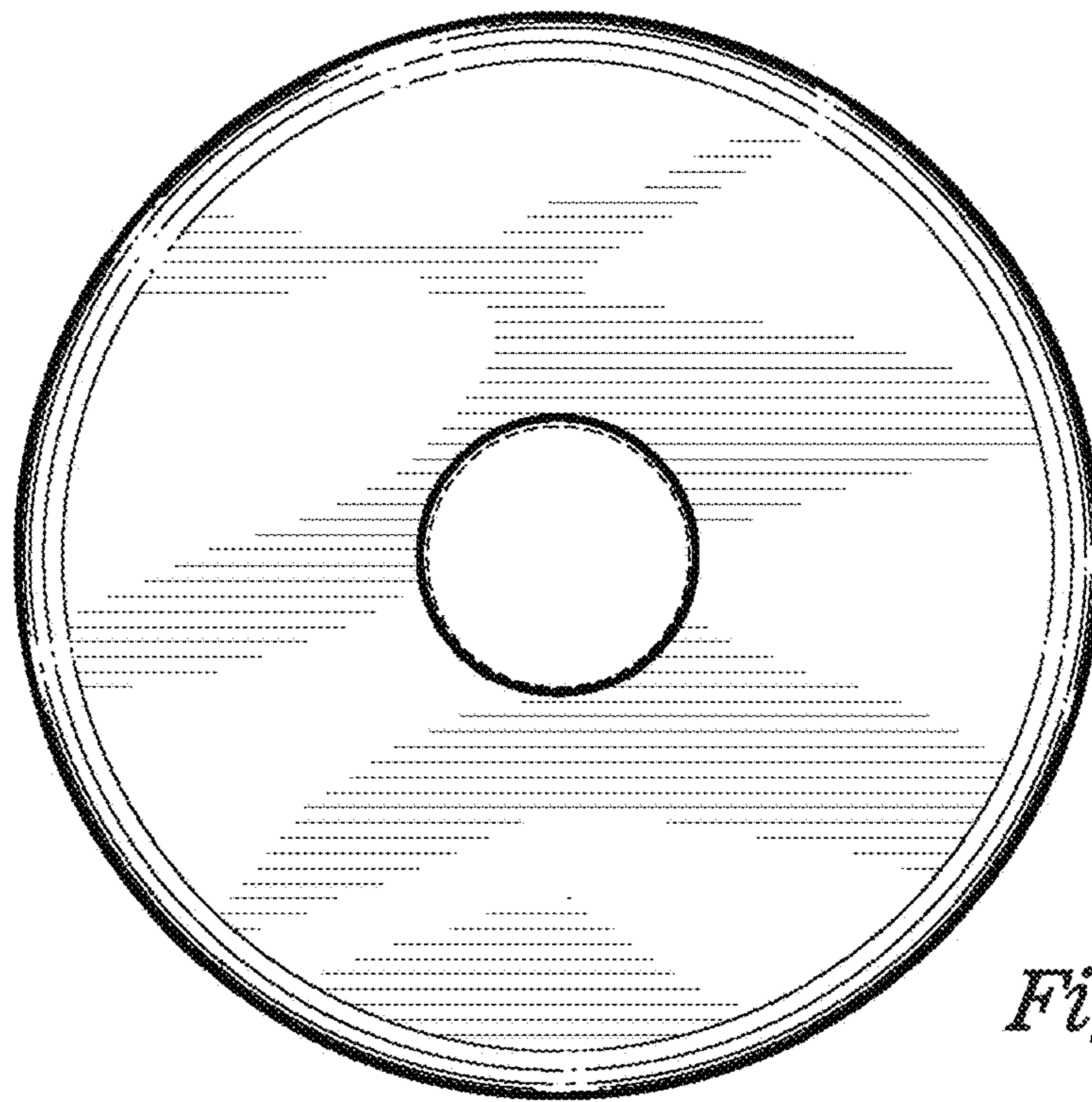


Fig. 5