



US00D825274S

(12) **United States Design Patent** (10) **Patent No.:** **US D825,274 S**
Davison et al. (45) **Date of Patent:** **** Aug. 14, 2018**

(54) **PASTRY HOLDER**
(71) Applicant: **Jokari/US, Inc.**, Carrollton, TX (US)
(72) Inventors: **George M. Davison**, Pittsburgh, PA (US); **Peter A. Meier**, Pittsburgh, PA (US); **Timothy A. Craig**, Pittsburgh, PA (US); **John M. Margolis**, Glenshaw, PA (US); **Donald H. Saller**, McKinney, TX (US)

(**) Term: **15 Years**

(21) Appl. No.: **29/584,116**

(22) Filed: **Nov. 11, 2016**

(51) **LOC (11) Cl.** **07-01**

(52) **U.S. Cl.**
USPC **D7/602**

(58) **Field of Classification Search**
USPC D3/203.2, 203.3, 272, 319, 226, 227, D3/300, 303; D7/550.1, 601, 602, 605, D7/637, 701, 703-705, 707, 708.1, 566, D7/609, 610, 624.1, 624.2, 631, 604; D9/434, 436, 455-457, 499, 444, 702, D9/703, 711, 713; D1/129
CPC B65D 5/36; B65D 85/00
See application file for complete search history.

(56) **References Cited**

U.S. PATENT DOCUMENTS

D159,184 S * 7/1950 Case 211/70.6
D249,122 S * 8/1978 Bjornsson D9/415
4,511,039 A 4/1985 Siemek
D299,385 S * 1/1989 Rutty D3/226
D327,431 S * 6/1992 Farricielli D9/444
D379,902 S * 6/1997 Jeppesen D7/550.1
D387,907 S * 12/1997 Vandigriff D3/319

D474,017 S * 5/2003 Burns D3/212
D609,010 S * 2/2010 Hofer D3/303
D627,238 S * 11/2010 Harper D9/711
D647,408 S * 10/2011 Niemeyer D9/702
D668,159 S * 10/2012 Althoff D9/711
D668,964 S * 10/2012 Althoff D9/711
D670,496 S * 11/2012 Phillips D3/300
D702,114 S * 4/2014 Smith D9/414
D730,052 S * 5/2015 Curran-Blaney D14/251
D778,119 S * 2/2017 Hsu D7/631

OTHER PUBLICATIONS

Amazon. Jokari Heat-Guard Silicone Toaster Pastry Mitt. Dec. 14, 2016 [earliest online date], [site visited Jan. 18, 2018]. Available from Internet, <URL:https://www.amazon.com/Jokari-Heat-Guard-Silicone-Toaster-Pastry/dp/B01MSZBQAD>. (Year: 2016).*

* cited by examiner

Primary Examiner — Eric L Goodman
Assistant Examiner — Darcey E Heflin
(74) *Attorney, Agent, or Firm* — David M. DeMay


(57) **CLAIM**

We claim the ornamental design for a pastry holder, as shown and described.

DESCRIPTION

FIG. 1 is a perspective view of the pastry holder showing the new design;
FIG. 2 is a front plan view thereof;
FIG. 3 is a left side plan view thereof;
FIG. 4 is a right side plan view thereof; and,
FIG. 5 is a rear plan view thereof.
The bottom surface is flat and unornamented, therefore is not shown.

1 Claim, 5 Drawing Sheets






Figure 1




Figure 2

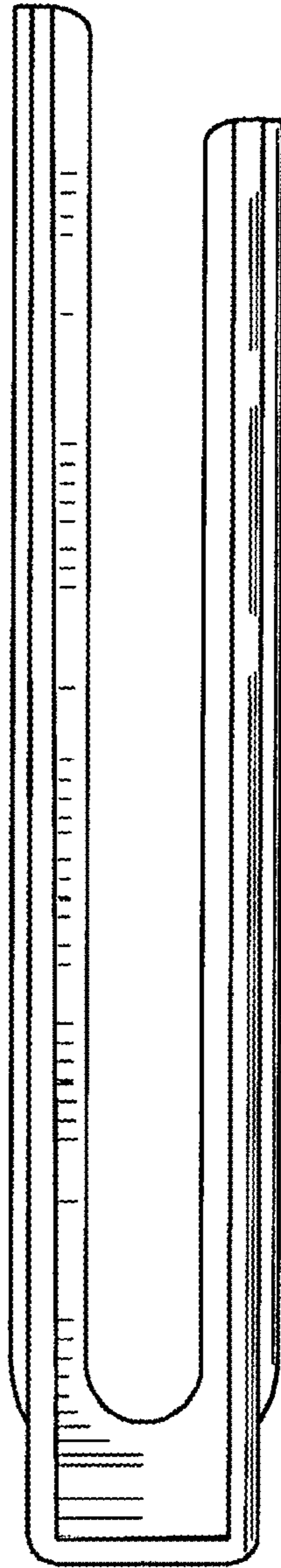


Figure 3




Figure 4

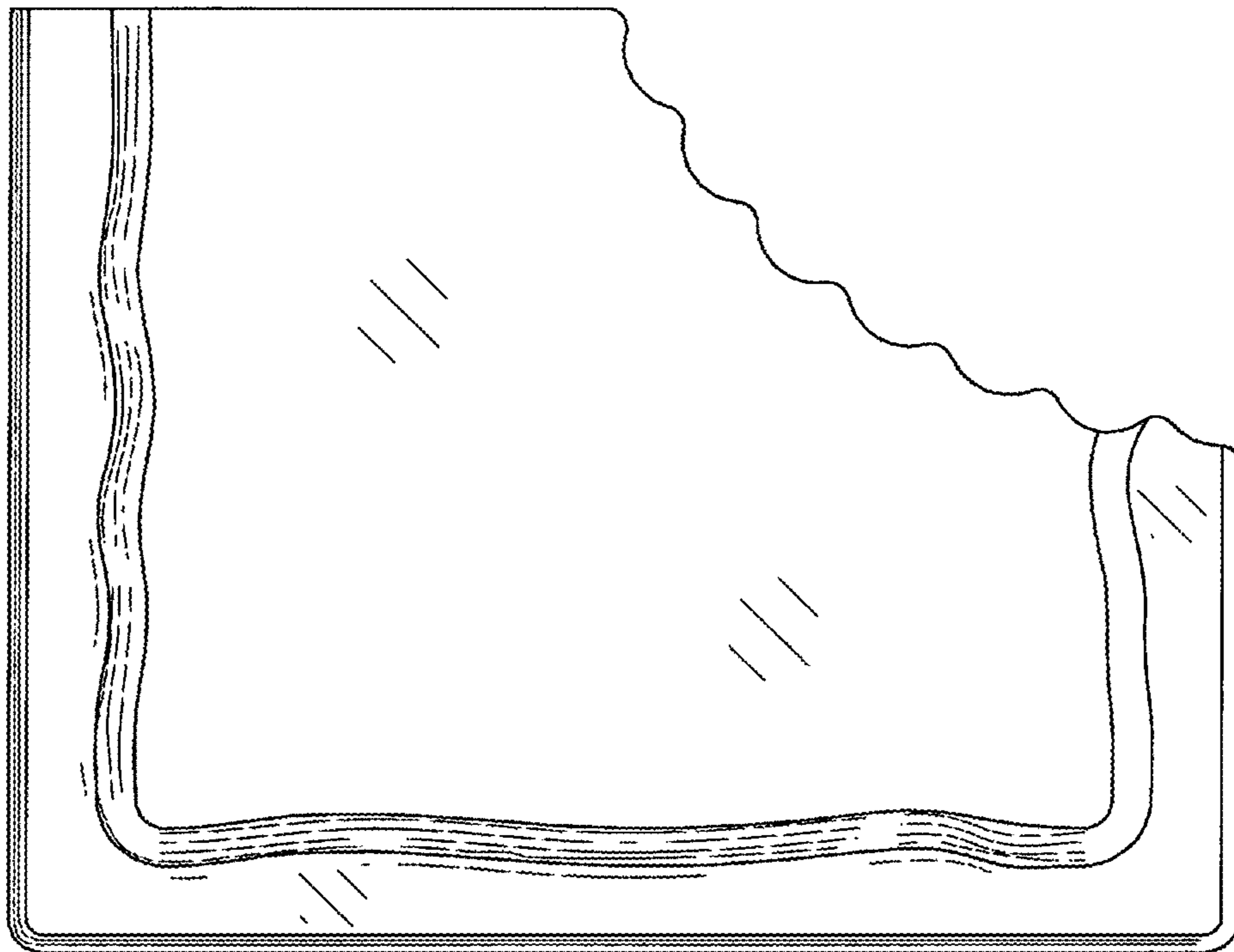


Figure 5