



US00D825268S

(12) **United States Design Patent**
Iorio et al.

(10) **Patent No.:** **US D825,268 S**
(45) **Date of Patent:** **** Aug. 14, 2018**

(54) **FRY BASKET WITH SADDLE-DESIGN SUPPORT FRAME AND SPLAYED HANDLE AND HANGER ASSEMBLY**

(71) Applicant: **CNH Foodservice, Inc.**, San Juan Capistrano, CA (US)

(72) Inventors: **Greg Iorio**, San Clemente, CA (US); **Jose Guadalupe Mercado**, Azusa, CA (US); **Javier Mercado**, El Monte, CA (US); **Edgar Guzman**, Fontana, CA (US)

(73) Assignee: **CNH FOODSERVICE, INC.**, San Juan Capistrano, CA (US)

(**) Term: **15 Years**

(21) Appl. No.: **29/588,906**

(22) Filed: **Dec. 23, 2016**

(51) **LOC (11) Cl.** **07-02**

(52) **U.S. Cl.**
USPC **D7/409; D7/354; D7/360**

(58) **Field of Classification Search**
USPC **D3/306; D7/323, 332, 335-337, D7/354-356, 359-364, 387-388, 402, D7/407-409**

(Continued)

(56) **References Cited**

U.S. PATENT DOCUMENTS

201,959 A * 4/1878 Stockwell et al. B65D 7/20
220/485
859,717 A 7/1907 Zinn
(Continued)

Primary Examiner — Ricky Pham

(74) *Attorney, Agent, or Firm* — Myers Andras LLP;
Joseph C. Andras

(57) **CLAIM**

The ornamental design for a fry basket with saddle-design support frame and splayed handle and hanger assembly, as shown and described.

DESCRIPTION

FIG. 1 is a perspective view of a fry basket of a first size according a first embodiment of our design, a fry basket of a second size according a second embodiment of our design, and a fry basket of a third size according a third embodiment of our design;

FIG. 2 is a perspective view of the fry basket of the first size according to the first embodiment viewed from a front end; FIG. 3 is a perspective view thereof viewed from a back end; FIG. 4 is a right side elevational view thereof, the left side elevational view being a mirror image thereof;

FIG. 5 is a front elevational view thereof; FIG. 6 is an enlarged rear elevational view thereof;

FIG. 7 is a top plan view thereof; and FIG. 8 is a bottom plan view thereof;

FIG. 9 is a perspective view of the fry basket of the second size according to the second embodiment viewed from a front end;

FIG. 10 is a perspective view thereof viewed from a back end;

FIG. 11 is a right side elevational view thereof, the left side elevational view being a mirror image thereof;

FIG. 12 is a front elevational view thereof;

FIG. 13 is an enlarged rear elevational view thereof;

FIG. 14 is a top plan view thereof; and

FIG. 15 is a bottom plan view thereof;

FIG. 16 is a perspective view of the fry basket of the third size according to the third embodiment viewed from a front end;

FIG. 17 is a perspective view thereof viewed from a back end;

FIG. 18 is a right side elevational view thereof, the left side elevational view being a mirror image thereof;


FIG. 19 is a front elevational view thereof;

FIG. 20 is an enlarged rear elevational view thereof;

FIG. 21 is a top plan view thereof; and,

FIG. 22 is a bottom plan view thereof.

1 Claim, 22 Drawing Sheets



(58) **Field of Classification Search**

CPC A21B 2/00; A21B 3/00; A21B 3/13; A21B 3/15; A21B 5/00; A21B 5/02; A23N 12/06; A23N 12/08; A23N 12/10; A47J 27/62; A47J 36/16; A47J 37/00; A47J 37/04; A47J 37/041; A47J 37/042; A47J 37/06; A47J 37/0688; A47J 37/0694; A47J 37/07; A47J 37/0704; A47J 37/10; A47J 37/1295; A47J 47/20; A47J 2037/00; A47J 2037/06; A47J 2037/0611; A47J 2037/07; A47J 2037/0786; A47J 2037/0795; B65D 7/20; F24C 15/10; F24C 15/12; F24C 15/14; F24C 15/16; F24C 15/164; F24C 15/18

See application file for complete search history.

4,542,685 A 9/1985 Wilson
 4,704,290 A 11/1987 Fritzsche
 4,854,227 A 8/1989 Koopman
 D304,991 S 12/1989 Roberge
 5,079,020 A 1/1992 Koopman et al.
 5,359,924 A 11/1994 Roberts et al.
 5,544,567 A * 8/1996 Davis A47J 27/62
 99/336
 D396,346 S 7/1998 Hoernig
 5,992,306 A * 11/1999 Chiang A47J 37/1295
 210/464
 6,131,506 A 10/2000 Kemper
 6,398,066 B1 * 6/2002 Mullins A47J 37/1295
 220/485
 6,868,776 B2 3/2005 Stevenson et al.
 7,543,530 B2 * 6/2009 Cohn A47J 36/16
 99/403
 8,037,812 B1 * 10/2011 Sumner, Sr. A47J 37/1295
 220/494

(56) **References Cited**

U.S. PATENT DOCUMENTS

1,689,395 A 10/1928 Kourim
 2,186,345 A 1/1940 Reidenbach
 2,450,962 A 10/1948 Hornkohl et al.
 2,511,172 A 6/1950 Nicholson
 2,547,490 A 4/1951 Rich
 2,570,374 A 10/1951 Pompa
 2,593,392 A 4/1952 Budlane et al.
 2,658,444 A 11/1953 Wheeler
 2,710,617 A 6/1955 James et al.
 2,719,480 A 10/1955 Prickett et al.
 2,739,715 A 3/1956 Planeta
 2,740,349 A 4/1956 De Gonia
 2,957,405 A 10/1960 Maldonado
 3,071,064 A 1/1963 Horvath
 3,107,602 A * 10/1963 Ingram, Jr. A47J 37/1295
 99/407
 D197,322 S 1/1964 Wilt
 3,217,633 A 11/1965 Anetsberger
 3,242,849 A 3/1966 Wells
 3,331,309 A 7/1967 Proffitt
 3,484,252 A 12/1969 Popeil
 3,525,299 A 8/1970 Gouwens et al.
 3,605,605 A 9/1971 Sanchez
 D236,414 S * 8/1975 Kroll 220/486
 3,960,137 A 6/1976 Schmid
 D242,947 S 1/1977 Graham
 4,006,675 A 2/1977 Lill
 4,232,596 A 11/1980 Kroll et al.
 4,321,859 A 3/1982 Rimmeir
 4,494,453 A 1/1985 Bentson
 4,508,027 A 4/1985 McCord
 4,542,684 A 9/1985 Cantrell

8,584,579 B1 * 11/2013 Sumner, Sr. A47J 37/1295
 220/494
 D695,057 S * 12/2013 DiFante D7/354
 D702,084 S 4/2014 Matos
 9,220,371 B1 * 12/2015 Demirakos A47J 37/1295
 9,408,498 B2 * 8/2016 Sekora A47J 37/1295
 D796,259 S * 9/2017 McGrath D7/354
 D814,190 S * 4/2018 Mishan D3/306
 2002/0017198 A1 * 2/2002 Gauthier A47J 37/1295
 99/330
 2005/0204929 A1 * 9/2005 Rosenzweig A47J 37/1295
 99/403
 2005/0268791 A1 * 12/2005 Svabek A47J 37/1295
 99/330
 2005/0269332 A1 * 12/2005 Svabeck A47J 37/1295
 220/485
 2007/0214968 A1 * 9/2007 Larson A47J 37/1295
 99/403
 2007/0251517 A1 * 11/2007 Sus A47J 37/1295
 126/20
 2008/0124438 A1 * 5/2008 Forte A47J 37/1295
 426/389
 2013/0233183 A1 * 9/2013 Brinckerhoff A47J 37/1295
 99/403
 2014/0060340 A1 * 3/2014 Matos A47J 37/1295
 99/416
 2014/0144332 A1 * 5/2014 Svabek A47J 37/1295
 99/403
 2014/0263344 A1 * 9/2014 Svabek A47J 37/1295
 220/485
 2015/0297031 A1 * 10/2015 Hammac A47J 37/1295
 99/403

* cited by examiner



FIG. 1




FIG. 2




FIG. 3




FIG. 4




FIG. 5




FIG. 6




FIG. 7




FIG. 8




FIG. 9




FIG. 10




FIG. 11




FIG. 12




FIG. 13




FIG. 14




FIG. 15




FIG. 16




FIG. 17




FIG. 18

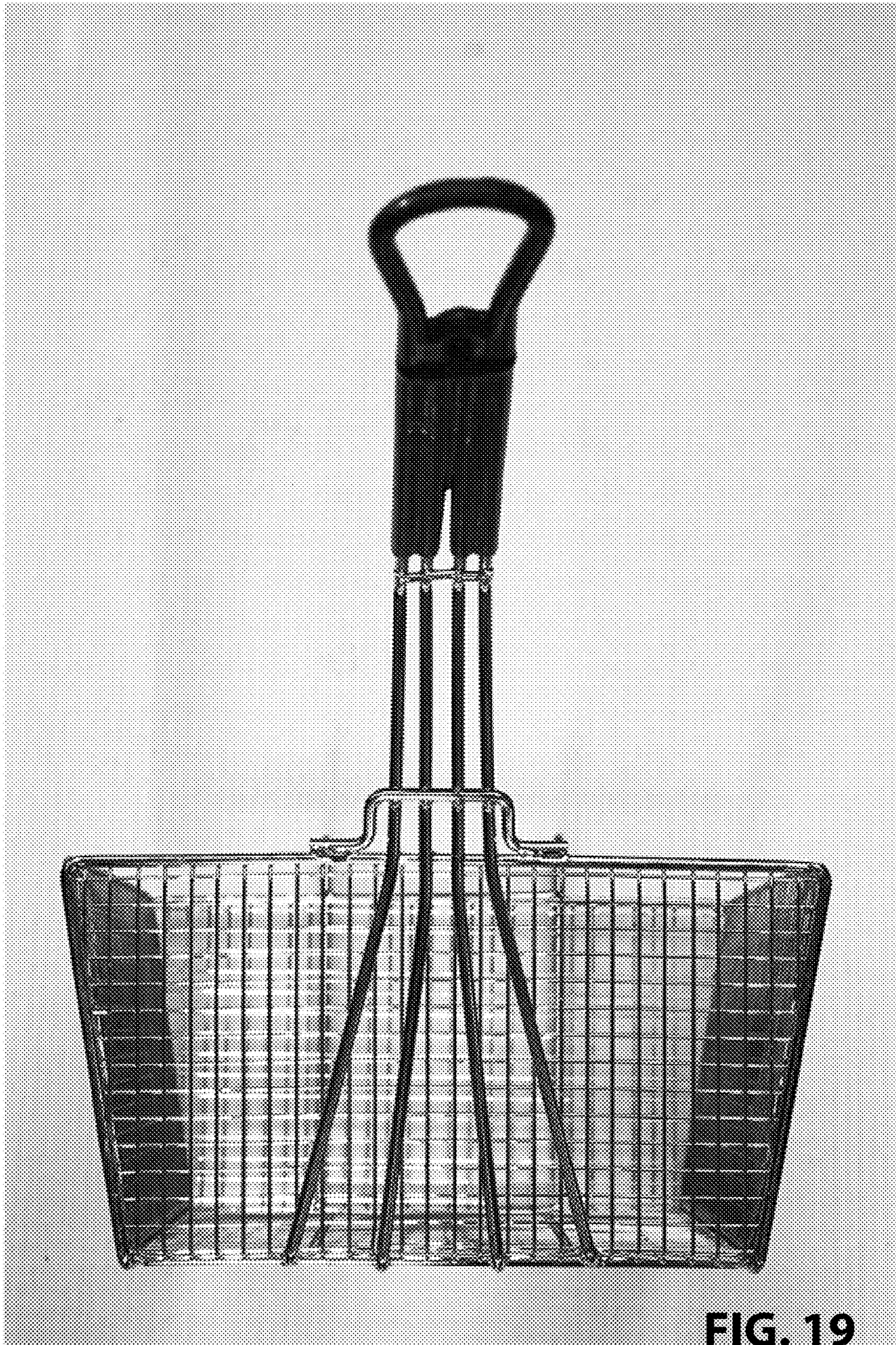


FIG. 19




FIG. 20




FIG. 21




FIG. 22