



US00D825264S

(12) **United States Design Patent** (10) **Patent No.:** **US D825,264 S**
Cielenski (45) **Date of Patent:** **** Aug. 14, 2018**

(54) **COOKING GRATE**
(71) Applicant: **Michael Cielenski**, Oak Brook, IL (US)
(72) Inventor: **Michael Cielenski**, Oak Brook, IL (US)
(**) Term: **15 Years**
(21) Appl. No.: **29/561,637**
(22) Filed: **Apr. 18, 2016**
(51) **LOC (11) Cl.** **07-02**
(52) **U.S. Cl.**
USPC **D7/408**
(58) **Field of Classification Search**
USPC D7/402-409, 323, 332, 335-337,
D7/354-355, 362-366, 387-388
CPC A47J 36/34; A47J 36/2405; A47J 36/24;
A47J 37/0694; A47J 37/108; B65D 7/20;
F24C 15/16
See application file for complete search history.

D492,156 S 6/2004 Siegel et al.
D623,014 S * 9/2010 Alden D7/409
D650,226 S 12/2011 Walker
D650,227 S * 12/2011 Walker D7/354
D651,465 S 1/2012 Le et al.
D668,506 S 10/2012 Zemel
D700,476 S * 3/2014 Greer D7/409
D716,609 S 11/2014 Greer
D755,012 S * 5/2016 Zemel D7/354
D780,514 S * 3/2017 Mitten D7/409
D784,759 S * 4/2017 Nadal D7/407

* cited by examiner

Primary Examiner — Sheryl Lane
Assistant Examiner — Nicole C Shiflet
(74) *Attorney, Agent, or Firm* — MBIP Law; Maheen Baber

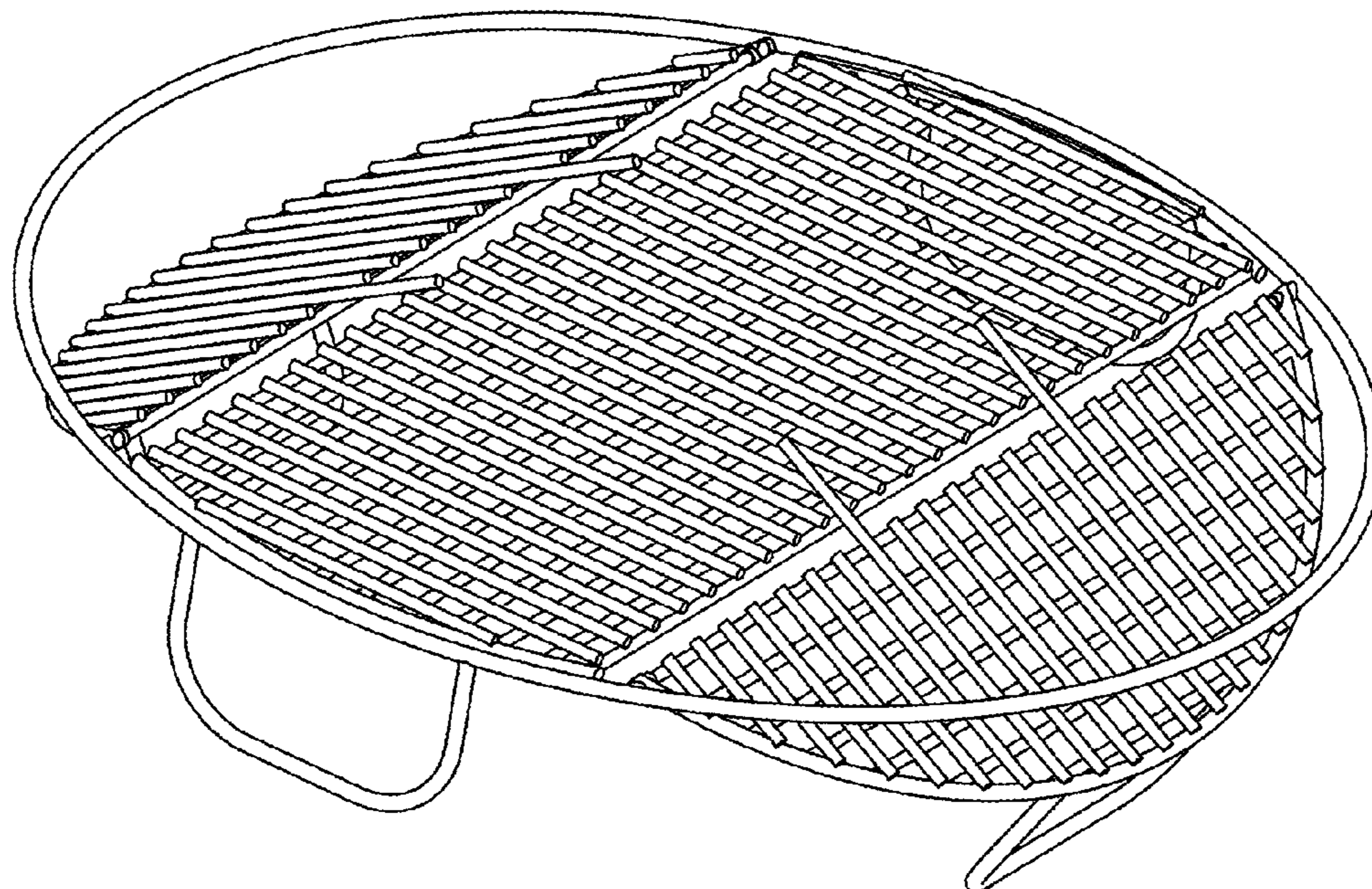
(57) **CLAIM**
The ornamental design for a cooking grate, as shown and described.

DESCRIPTION

FIG. 1 is the top plan view of a cooking grate showing our new design;
FIG. 2 is the front elevational view of the new design of claim 1;
FIG. 3 is the bottom plan view thereof;
FIG. 4 is the left side elevational view, the right side being a mirror image thereof;
FIG. 5 is the top perspective view thereof shown in a position of use; and,
FIG. 6 is the bottom perspective view thereof shown in a position of use.

1 Claim, 3 Drawing Sheets

(56) **References Cited**
U.S. PATENT DOCUMENTS
D31,043 S * 6/1899 Smith D7/409
D262,178 S * 12/1981 Barber D7/335
D339,960 S 10/1993 Page, Jr.
D340,163 S * 10/1993 Howard D7/363
D344,874 S * 3/1994 Howard D7/387
D364,535 S 11/1995 Moore
D402,503 S 12/1998 Sanchez
D428,305 S 7/2000 Berkes
D429,952 S * 8/2000 Cragg D7/332
D430,991 S * 9/2000 Cragg D7/334
D485,469 S 1/2004 Siegel et al.



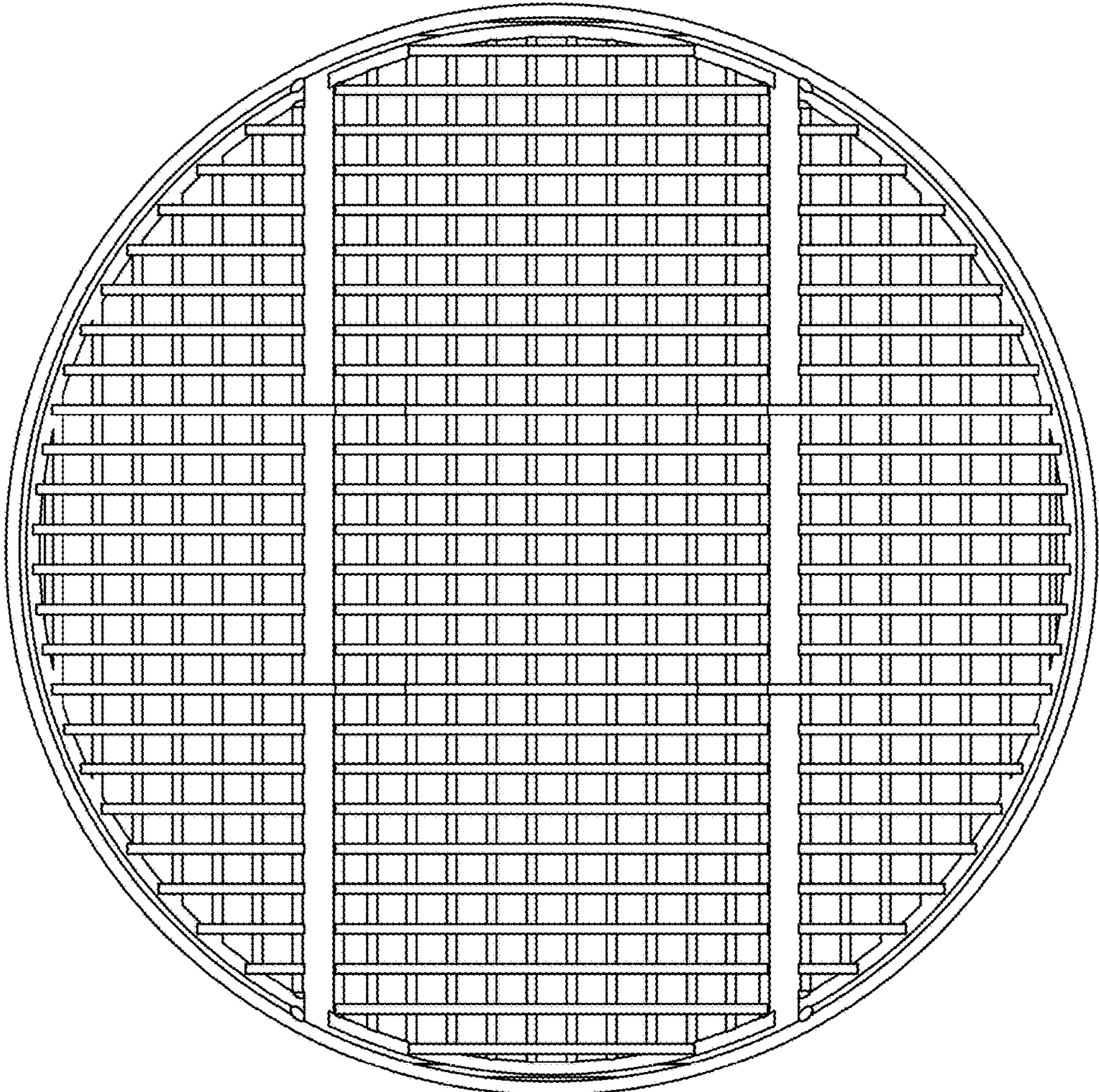


Fig. 1

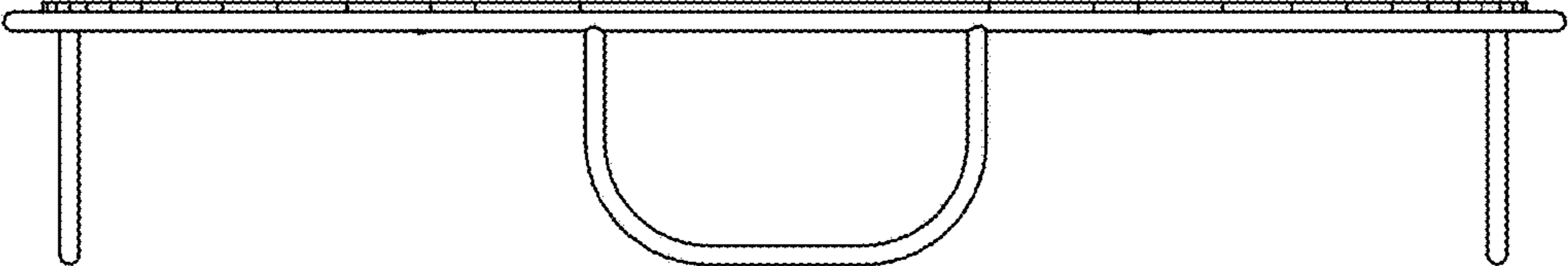


Fig. 2

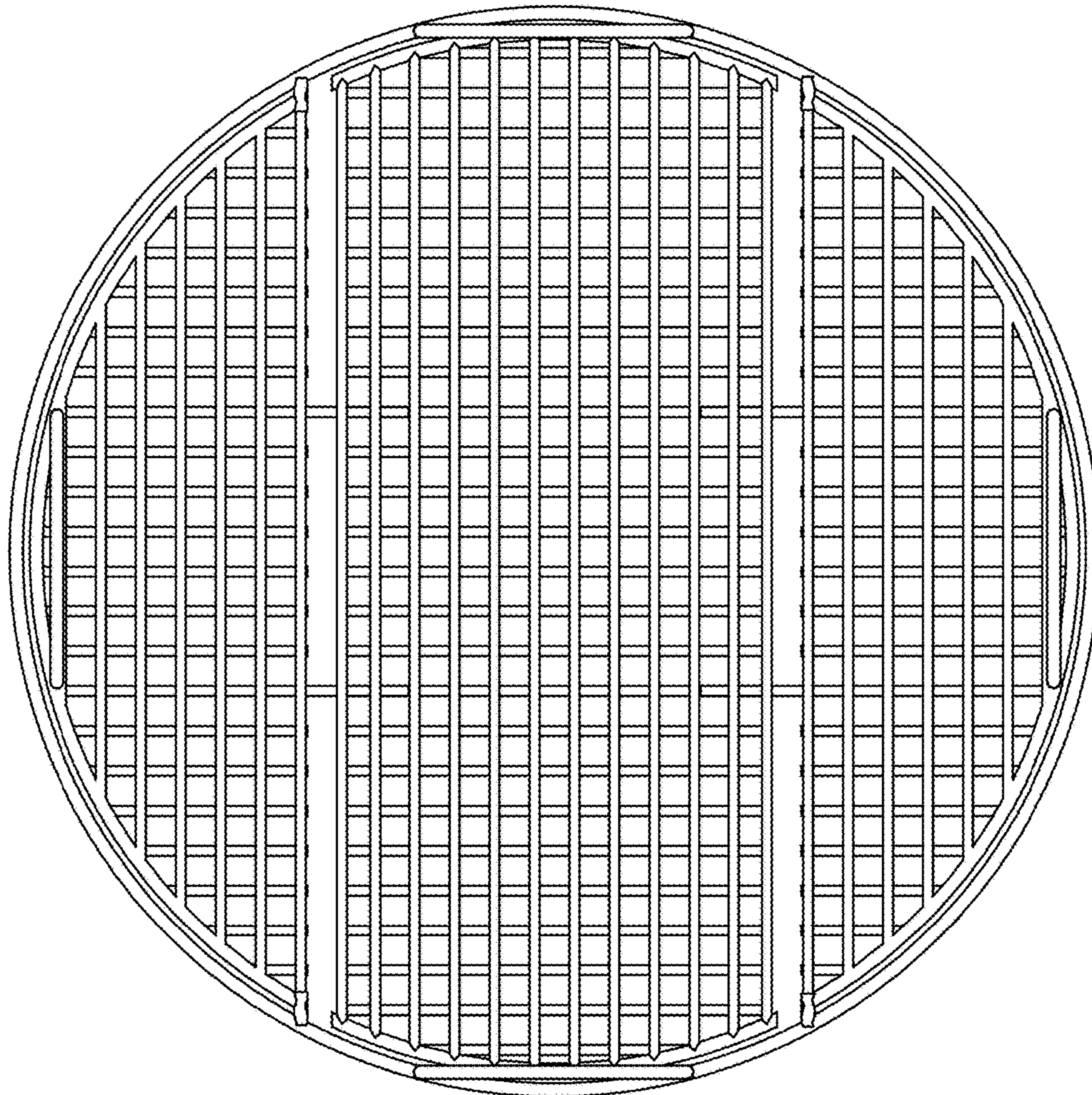


Fig. 3

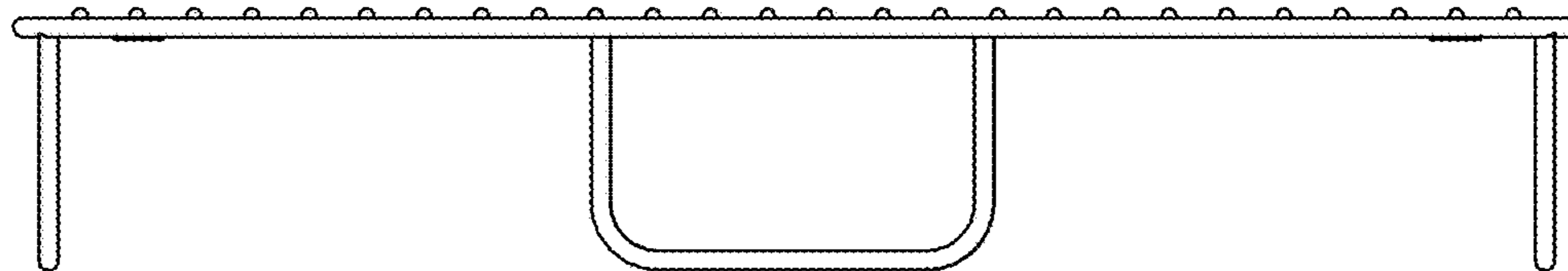


Fig. 4

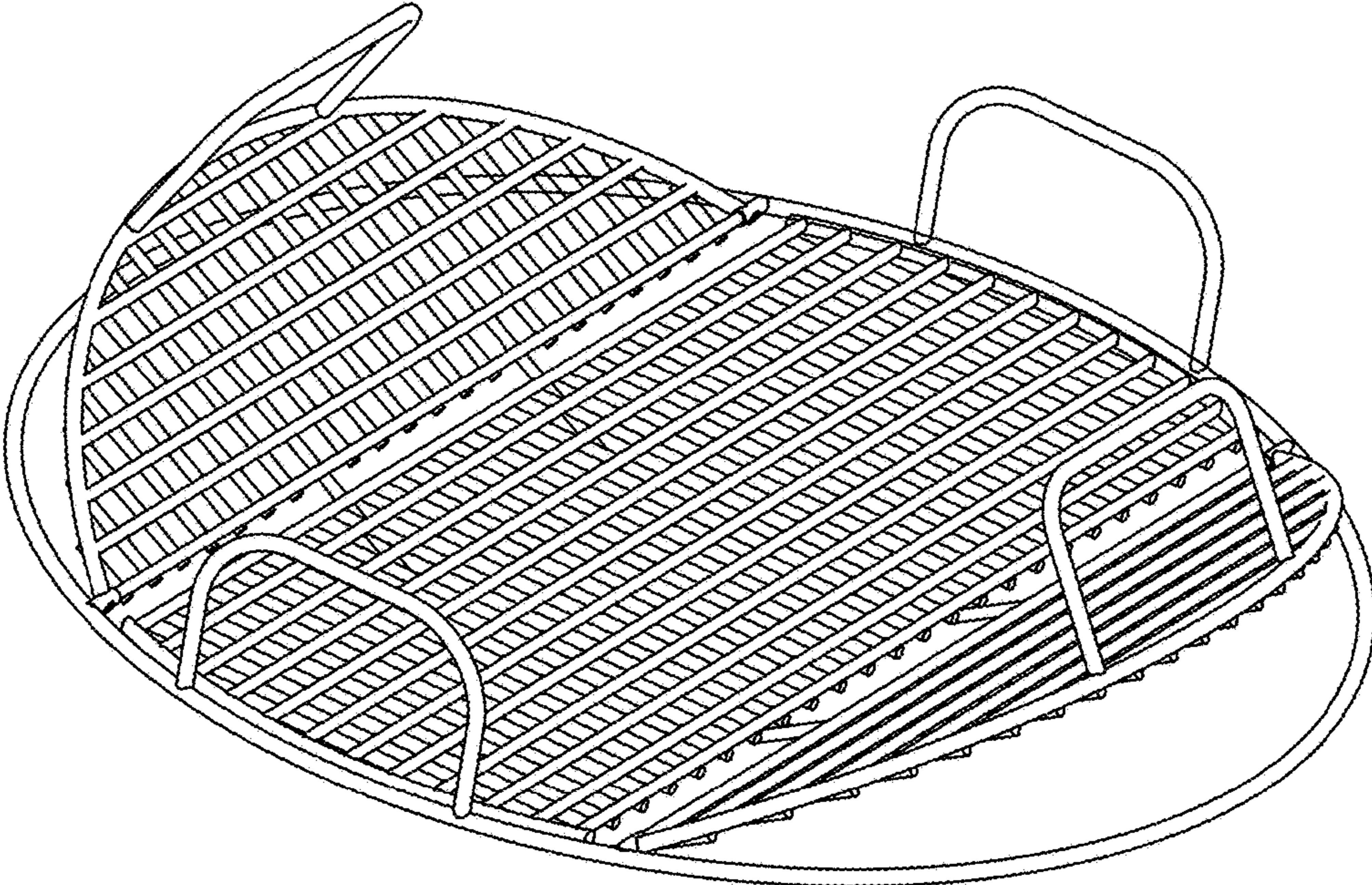


Fig. 5

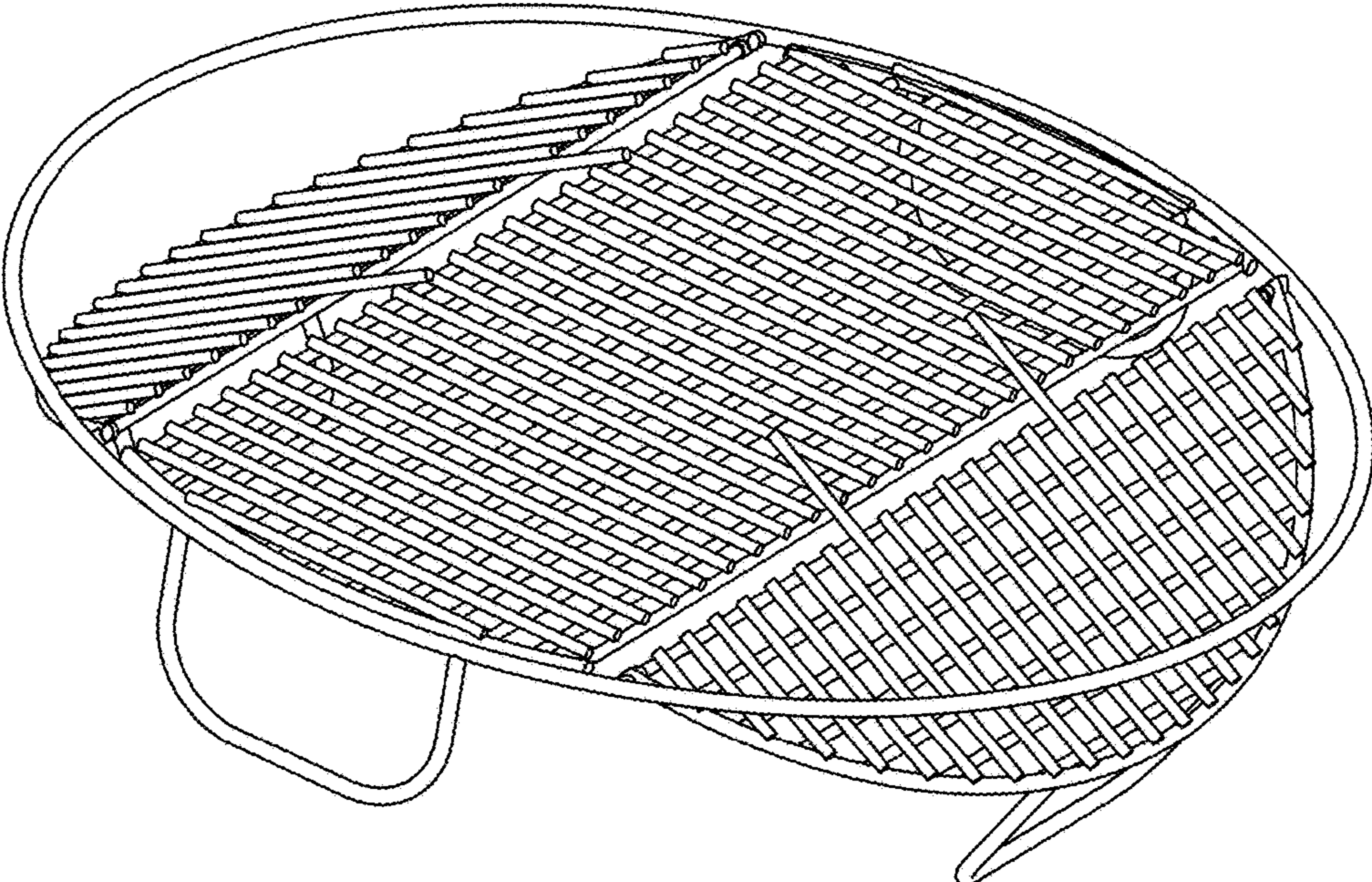


Fig. 6