



US00D825262S

(12) **United States Design Patent** (10) **Patent No.:** **US D825,262 S**
Bae (45) **Date of Patent:** **** Aug. 14, 2018**

- (54) **KITCHEN KNIFE HANDLE**
- (71) Applicant: **Dorco Co., Ltd.**, Seoul (KR)
- (72) Inventor: **Seok-Min Bae**, Seoul (KR)
- (73) Assignee: **Dorco Co., Ltd.**, Seoul (KR)
- (**) Term: **15 Years**
- (21) Appl. No.: **29/606,939**
- (22) Filed: **Jun. 8, 2017**
- (30) **Foreign Application Priority Data**

Dec. 8, 2016 (KR) 30-2016-0059516

- (51) **LOC (11) Cl.** **07-03**
- (52) **U.S. Cl.**

USPC **D7/401.2**; D7/649; D7/650

- (58) **Field of Classification Search**

USPC D7/393-395, 401.2, 642-652, 693,
D7/695-696; D8/93, 97-100, 107, 300,
D8/321; D22/117-118

CPC A01B 1/20; A01B 1/22; A22C 25/006;
A47G 21/06; A47G 21/065; A61B
17/3211; A61B 17/3213; B21D 53/64;
B25G 3/36; B26B 1/00; B26B 1/08;
B26B 1/10; B26B 3/00; B26B 3/02;
B26B 3/03; B26B 3/04; B26B 3/06;
B26B 5/00; B26B 5/001; B26B 5/007;
B26B 7/00; B26B 7/005; B26B 9/00;
B26B 9/02; B26B 11/00; B26B 11/006;
B26B 17/00; B26B 17/006; B26B 29/02

See application file for complete search history.

- (56) **References Cited**

U.S. PATENT DOCUMENTS

D497,523 S * 10/2004 Chen D7/401.2
D499,301 S * 12/2004 Chen D7/401.2

D539,082 S * 3/2007 Molayem D7/393
D539,083 S * 3/2007 Molayem D7/393
D551,518 S * 9/2007 Leuze D7/649
D565,359 S * 4/2008 Thun D7/649
D587,963 S * 3/2009 Elsener D7/395
D637,049 S * 5/2011 Ono D7/649
D649,412 S * 11/2011 Lo D7/649
D747,161 S * 1/2016 Makela D7/649
D773,887 S * 12/2016 Berger D7/401.2
D792,154 S * 7/2017 Berger D7/401.2
D809,862 S * 2/2018 Petsche D7/401.2

* cited by examiner

Primary Examiner — Ricky Pham

(74) *Attorney, Agent, or Firm* — Perkins Coie LLP

(57) **CLAIM**

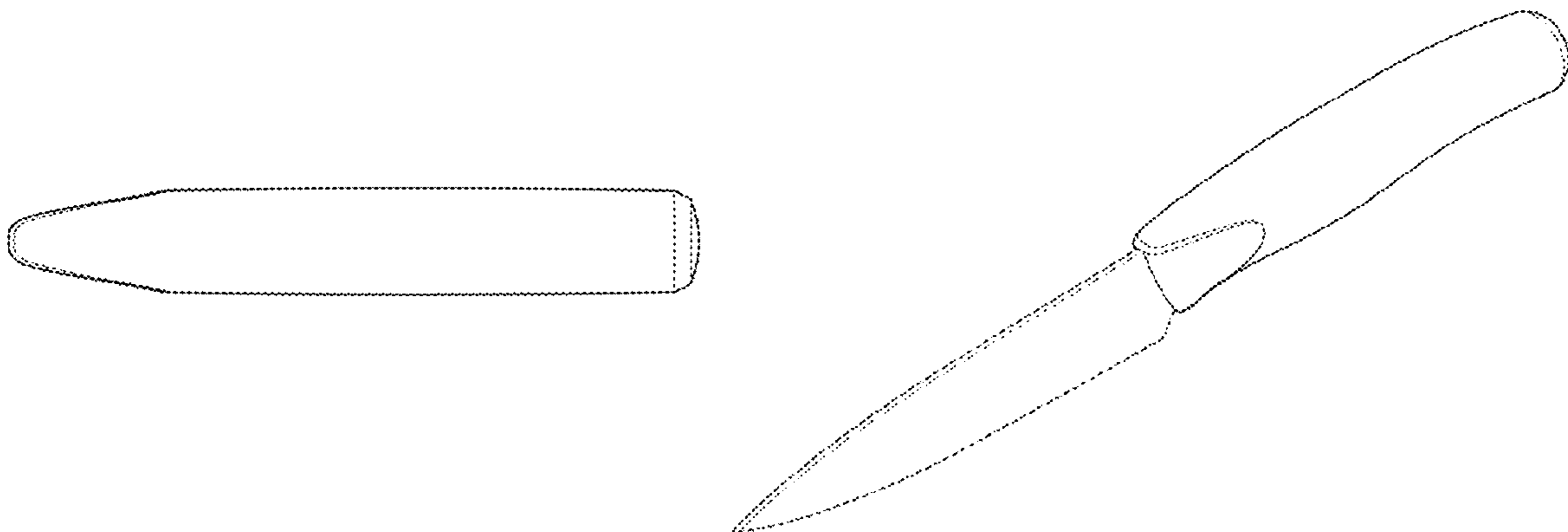
The ornamental design for a kitchen knife handle, as shown and described.

DESCRIPTION

FIG. 1 is a perspective view of a kitchen knife handle design; FIG. 2 is a first side view of the kitchen knife handle design; FIG. 3 is a second side view of the kitchen knife handle design; FIG. 4 is a front side view of the kitchen knife handle design; FIG. 5 is a rear side view of the kitchen knife handle design; FIG. 6 is a top plan view of the kitchen knife handle design; FIG. 7 is a bottom plan view of the kitchen knife handle design; and, FIG. 8 is a reference view of the kitchen knife handle attached to a knife blade.

The broken lines illustrate the environment of the knife handle and form no part of the claimed design.

1 Claim, 5 Drawing Sheets



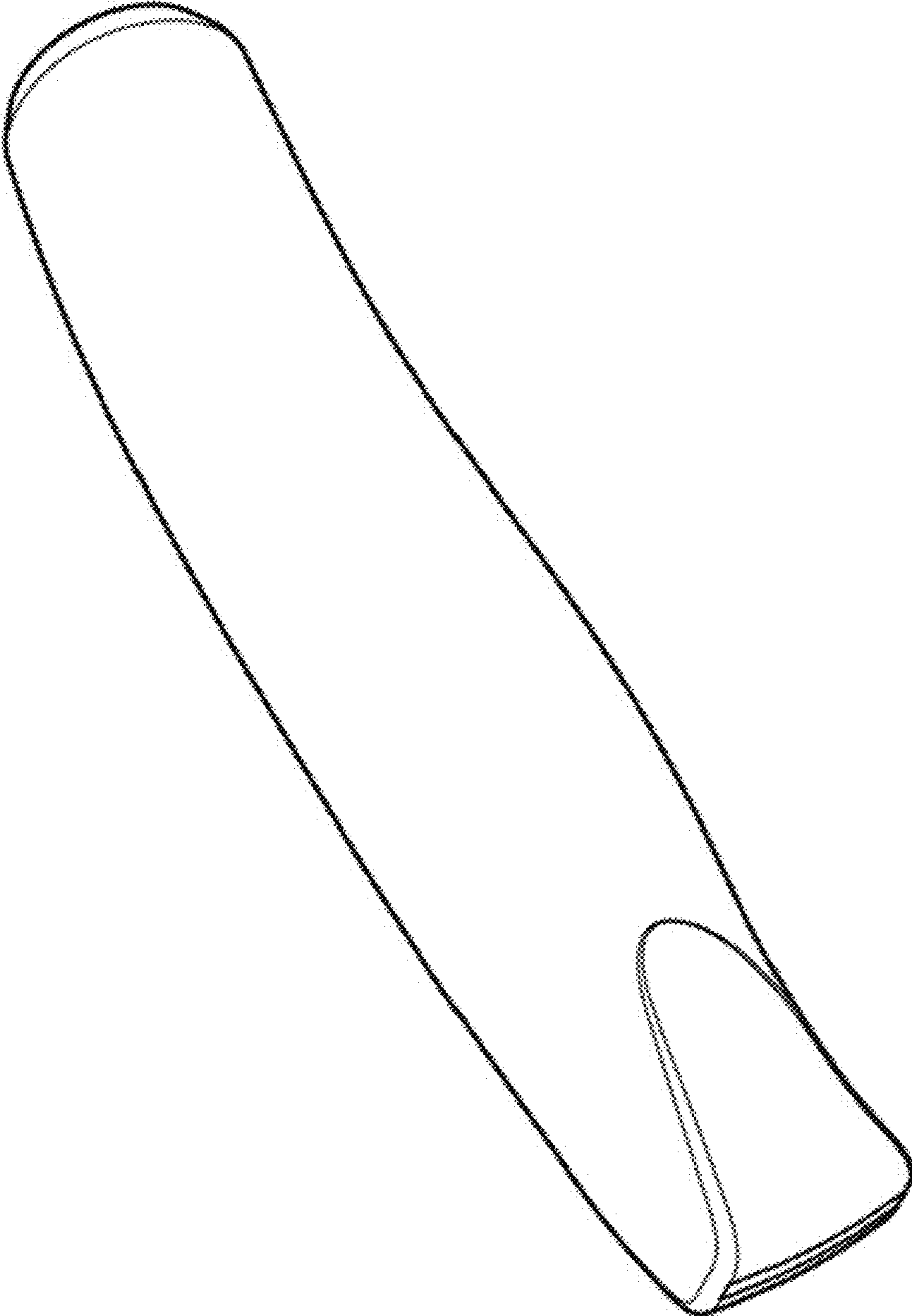


FIG. 1

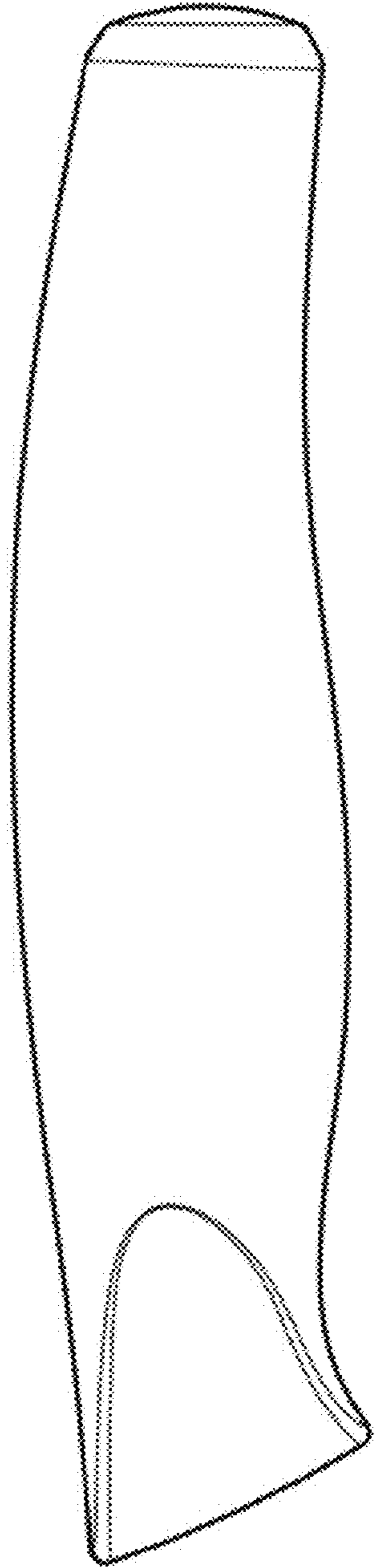


FIG. 2

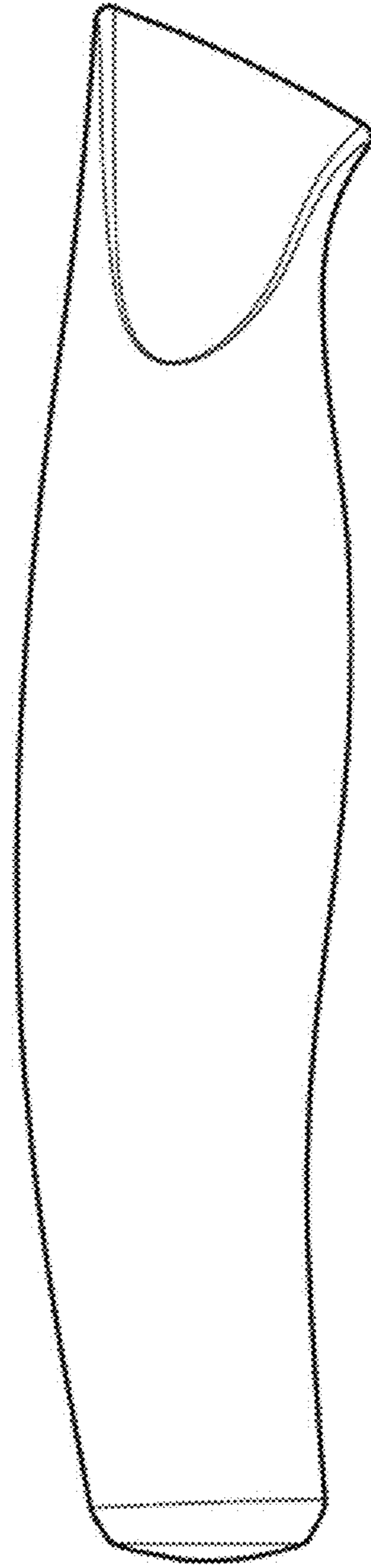


FIG. 3

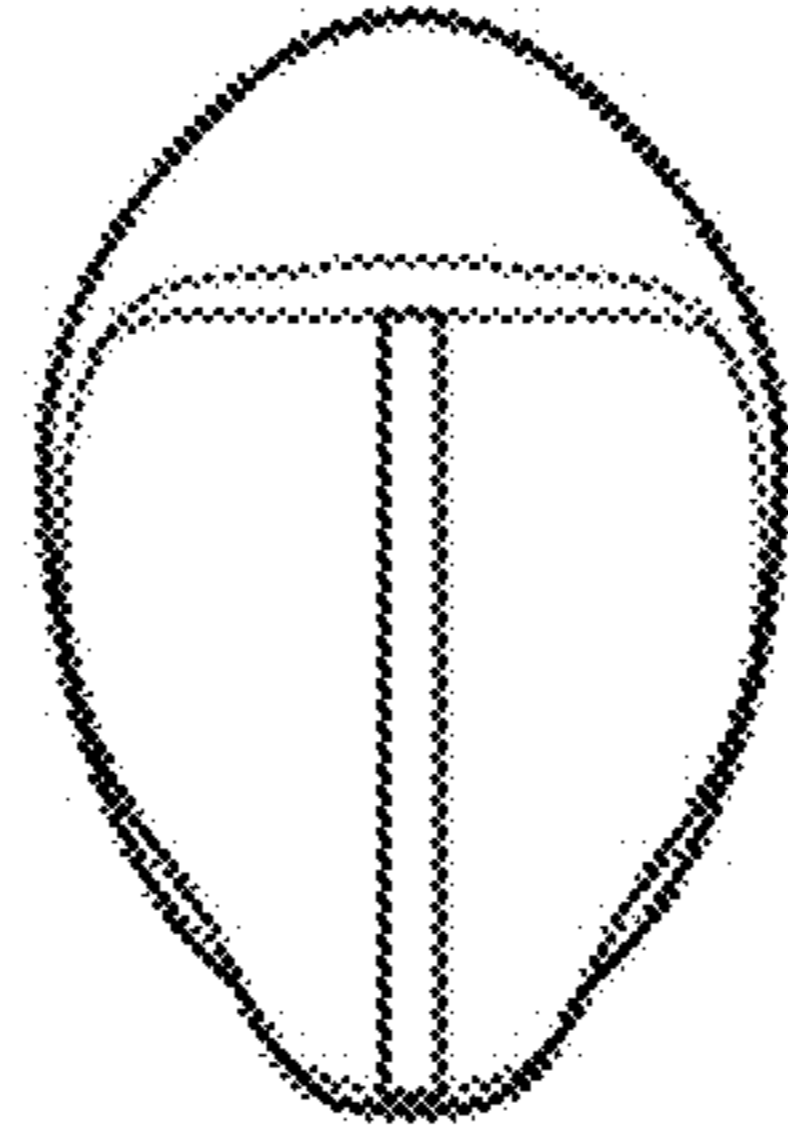


FIG. 4

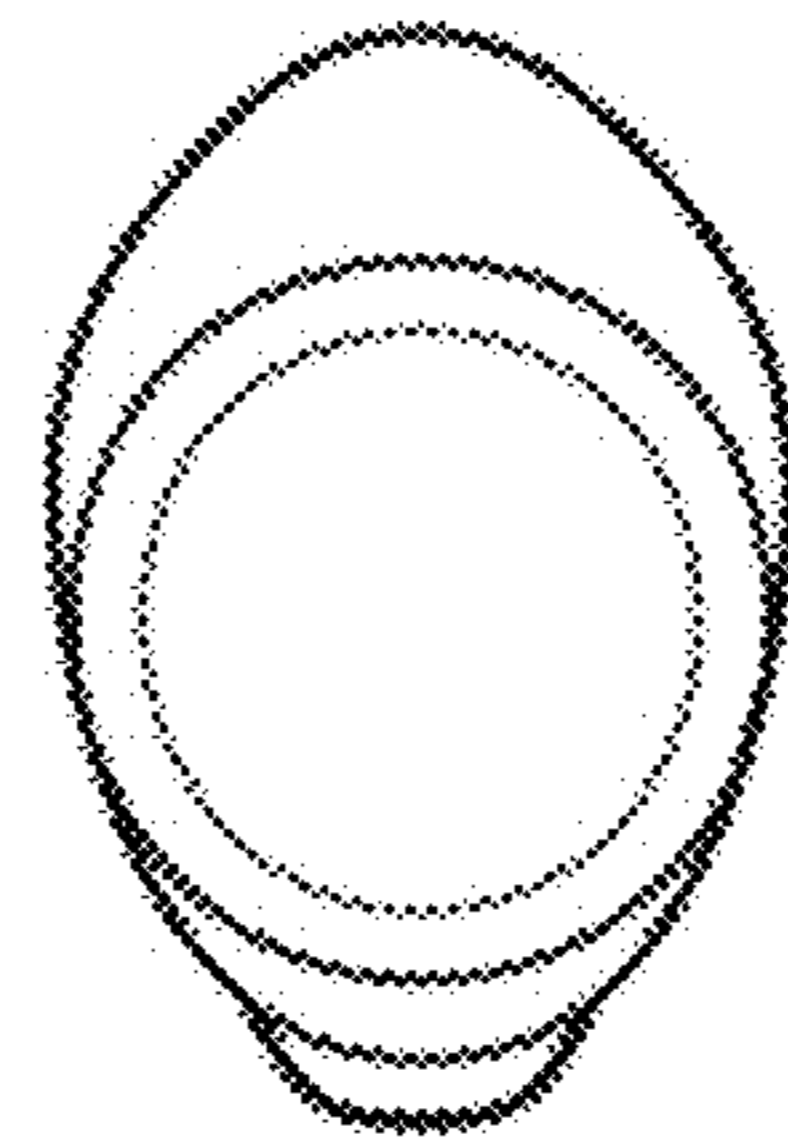


FIG. 5




FIG. 6




FIG. 7

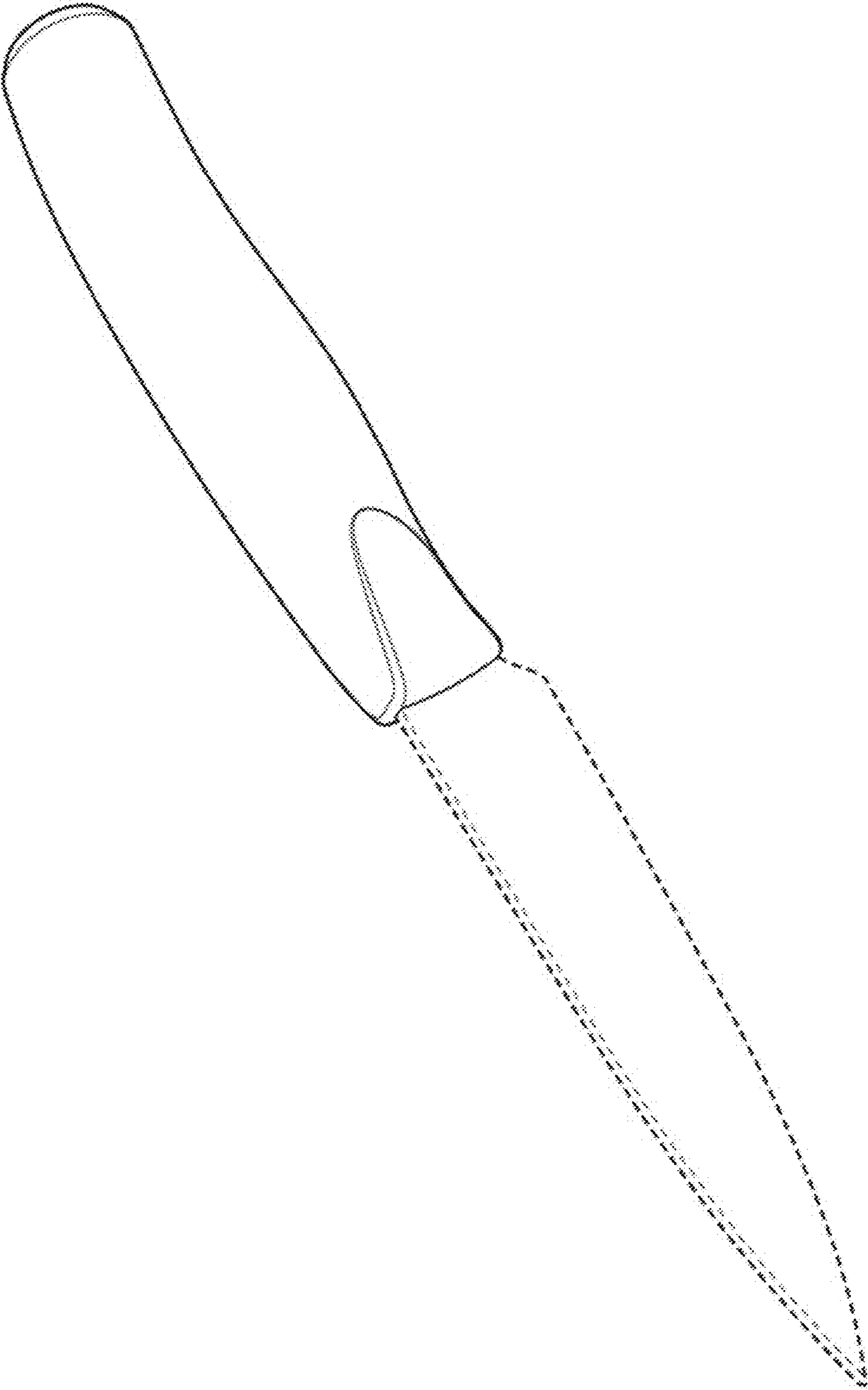


FIG. 8