



US00D825232S

(12) **United States Design Patent**
Massaud

(10) **Patent No.:** **US D825,232 S**

(45) **Date of Patent:** **** Aug. 14, 2018**

(54) **CABINET**

(71) Applicant: **POLTRONA FRAU S.p.A.**, Meda (IT)

(72) Inventor: **Jean-Marie Massaud**, Paris (FR)

(73) Assignee: **POLTRONA FRAU S.p.A.**, Meda (IT)

(**) Term: **15 Years**

(21) Appl. No.: **29/590,458**

(22) Filed: **Jan. 10, 2017**

(30) **Foreign Application Priority Data**

Jul. 13, 2016 (EP) 003304625

(51) **LOC (11) Cl.** **06-06**

(52) **U.S. Cl.**
USPC **D6/675.1**

(58) **Field of Classification Search**
USPC D6/657, 675, 675.1, 675.2, 672, 673
CPC A47F 5/0018; A47B 57/58; A47B 43/00
See application file for complete search history.

(56) **References Cited**

U.S. PATENT DOCUMENTS

D499,274 S	*	12/2004	Juneau	D6/657
D542,059 S	*	5/2007	Moyle	D6/678.1
D554,393 S	*	11/2007	Yalif	D6/661
D559,584 S	*	1/2008	Zambelli	D6/657
D560,930 S	*	2/2008	Woodward	D6/671.1
D587,497 S	*	3/2009	Zambelli	D6/675.1

D625,123 S	*	10/2010	Zambelli	D6/661
D644,853 S	*	9/2011	Becker	D6/661
D687,250 S	*	8/2013	Weatherly	D6/661
D747,123 S	*	1/2016	Zambelli	D6/660
D758,766 S	*	6/2016	Kirar	D6/668.2
D767,752 S	*	9/2016	Davis	D23/403
D772,779 S	*	11/2016	Fulford	D12/345
D778,646 S	*	2/2017	Davis	D6/699
D793,776 S	*	8/2017	Davis	D6/675

* cited by examiner

Primary Examiner — Kelley Donnelly

(74) *Attorney, Agent, or Firm* — Hogan Lovells US LLP

(57) **CLAIM**

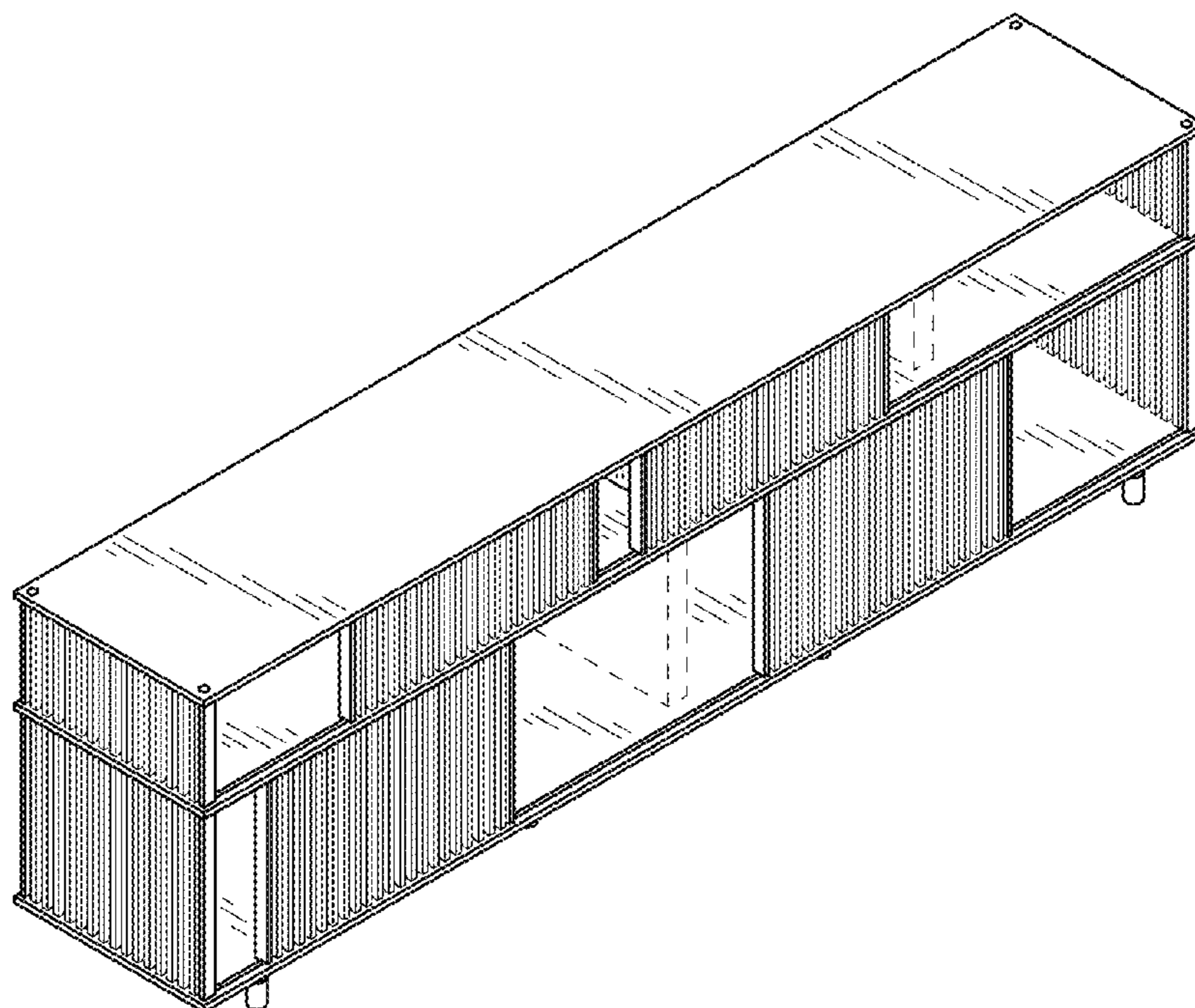
The ornamental design for a cabinet, as shown and described.

DESCRIPTION

FIG. 1 is a perspective view of a cabinet showing the design; FIG. 2 is a front view thereof; FIG. 3 is a back view thereof; FIG. 4 is a right side view thereof; FIG. 5 is a left side view thereof; FIG. 6 is a top view thereof; and, FIG. 7 is a bottom view thereof.

The broken lines showing the rectangle dividers that can be seen in the interior of the cabinet, and the broken lines showing the bottom features of the cabinet are included for the purpose of illustrating environment and form no part of the claimed design.

1 Claim, 4 Drawing Sheets



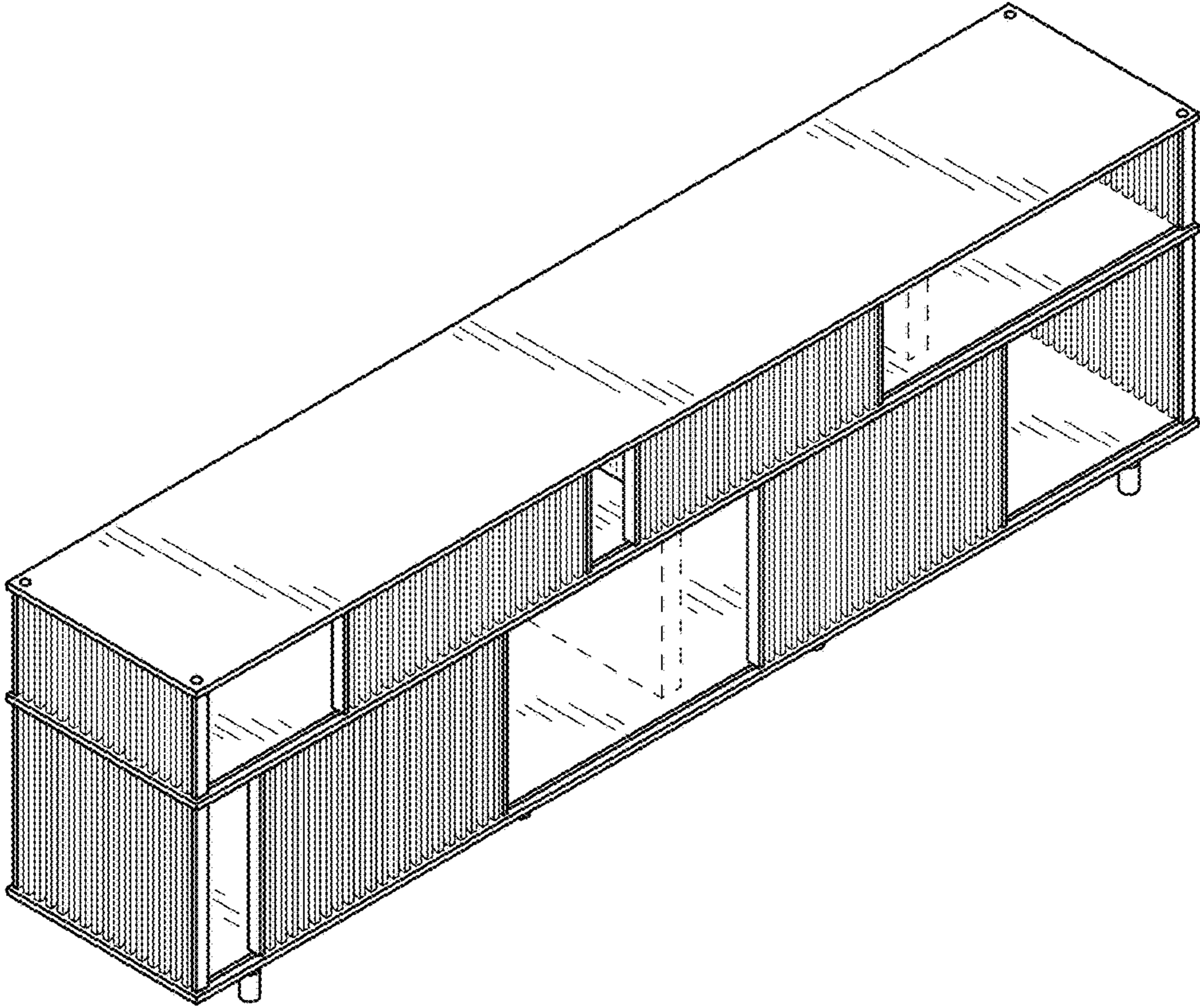


FIG.1

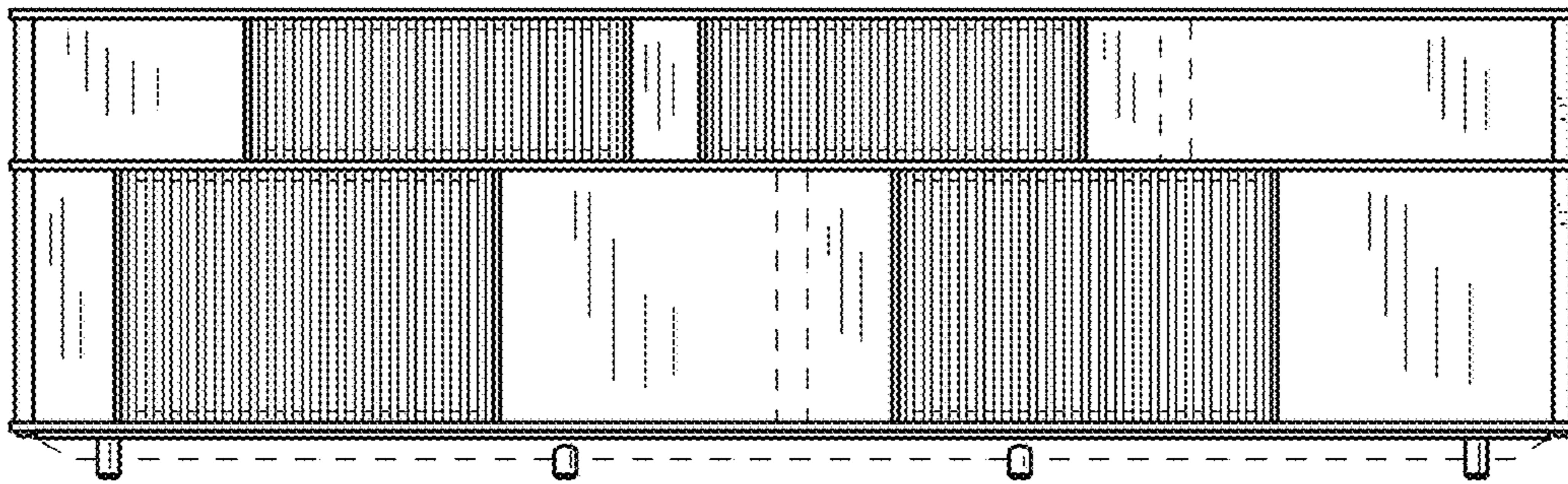


FIG. 2

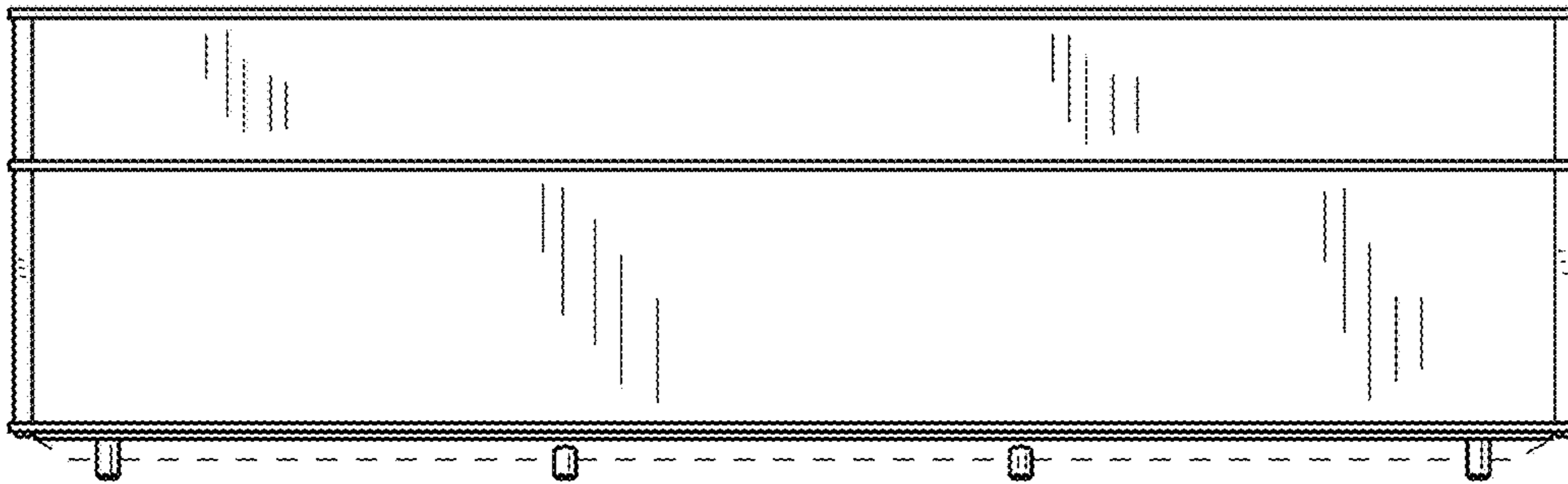


FIG. 3

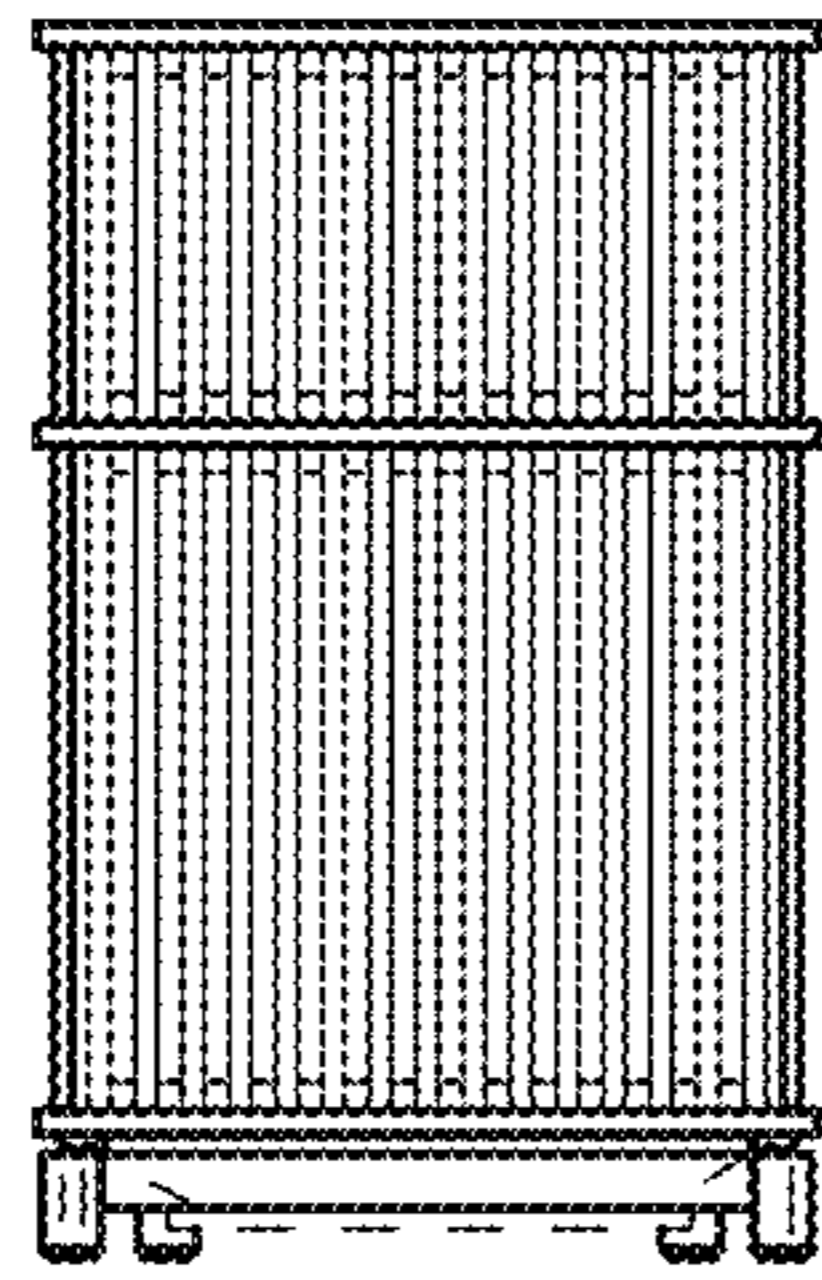


FIG. 4

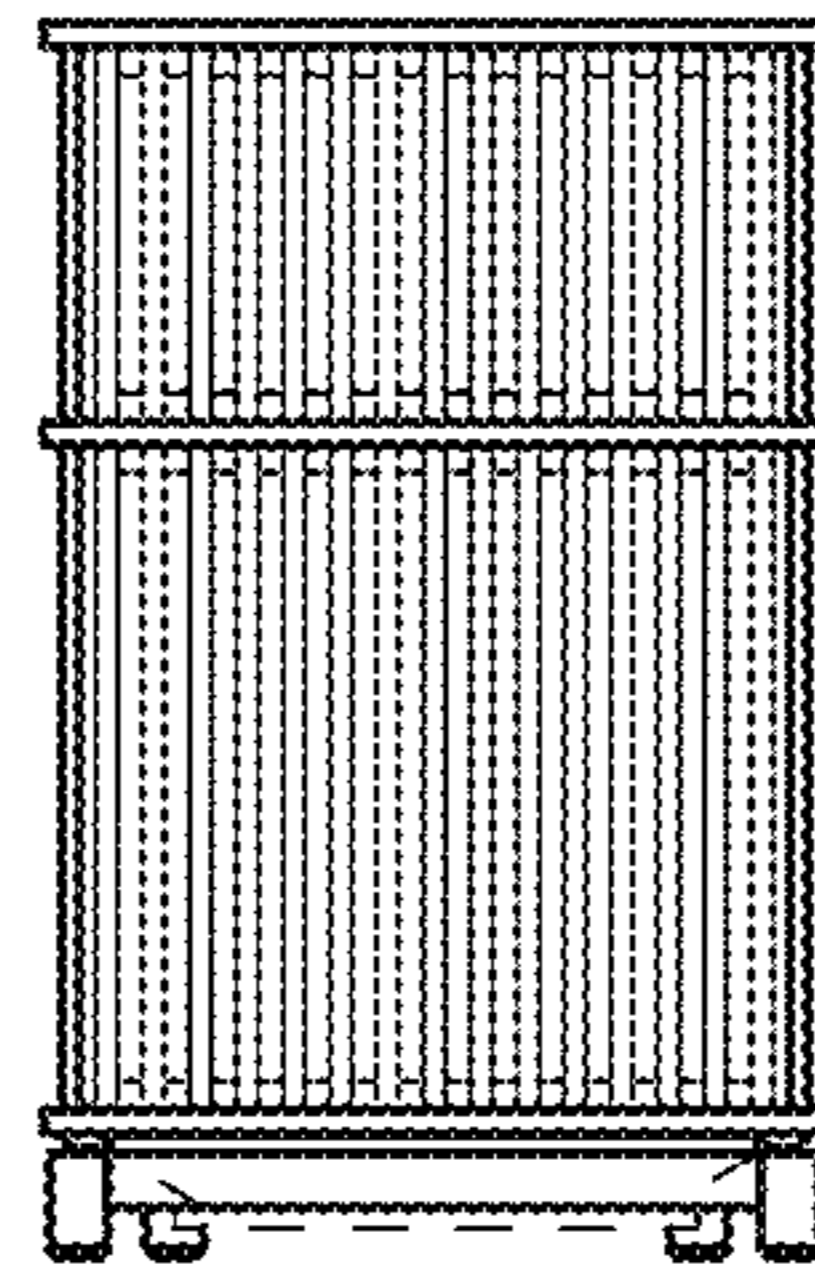


FIG. 5




FIG. 6




FIG. 7