



US00D825231S

(12) **United States Design Patent**
Massaud

(10) **Patent No.:** **US D825,231 S**

(45) **Date of Patent:** **** Aug. 14, 2018**

(54) **CABINET**

(71) Applicant: **POLTRONA FRAU S.p.A.**, Meda (IT)

(72) Inventor: **Jean-Marie Massaud**, Paris (FR)

(73) Assignee: **POLTRONA FRAU S.p.A.**, Meda (IT)

(**) Term: **15 Years**

(21) Appl. No.: **29/590,456**

(22) Filed: **Jan. 10, 2017**

(30) **Foreign Application Priority Data**

Jul. 13, 2016 (EP) 003304625

(51) **LOC (11) Cl.** **06-06**

(52) **U.S. Cl.**
USPC **D6/675.1**

(58) **Field of Classification Search**
USPC D6/657, 675, 675.1, 675.2, 672, 673
CPC A47F 5/0018; A47B 57/58; A47B 43/00
See application file for complete search history.

(56) **References Cited**

U.S. PATENT DOCUMENTS

D542,059 S * 5/2007 Moyle D6/678.1
D554,393 S * 11/2007 Yalif D6/661
D622,521 S * 8/2010 Urquiola D6/675.1
D625,123 S * 10/2010 Zambelli D6/661
D644,853 S * 9/2011 Becker D6/661
D687,250 S * 8/2013 Weatherly D6/661

D717,081 S * 11/2014 Dworman D6/657
D725,920 S * 4/2015 Reynolds D6/336
D742,142 S * 11/2015 Everson D6/675.1
D747,123 S * 1/2016 Zambelli D6/660
D758,766 S * 6/2016 Kirar D6/668.2
D767,752 S * 9/2016 Davis D23/403
D778,646 S * 2/2017 Davis D6/699
D789,120 S * 6/2017 Merritt D6/675.1
D799,861 S * 10/2017 Krusin D6/671.1

* cited by examiner

Primary Examiner — Kelley Donnelly

(74) *Attorney, Agent, or Firm* — Hogan Lovells US LLP

(57) **CLAIM**

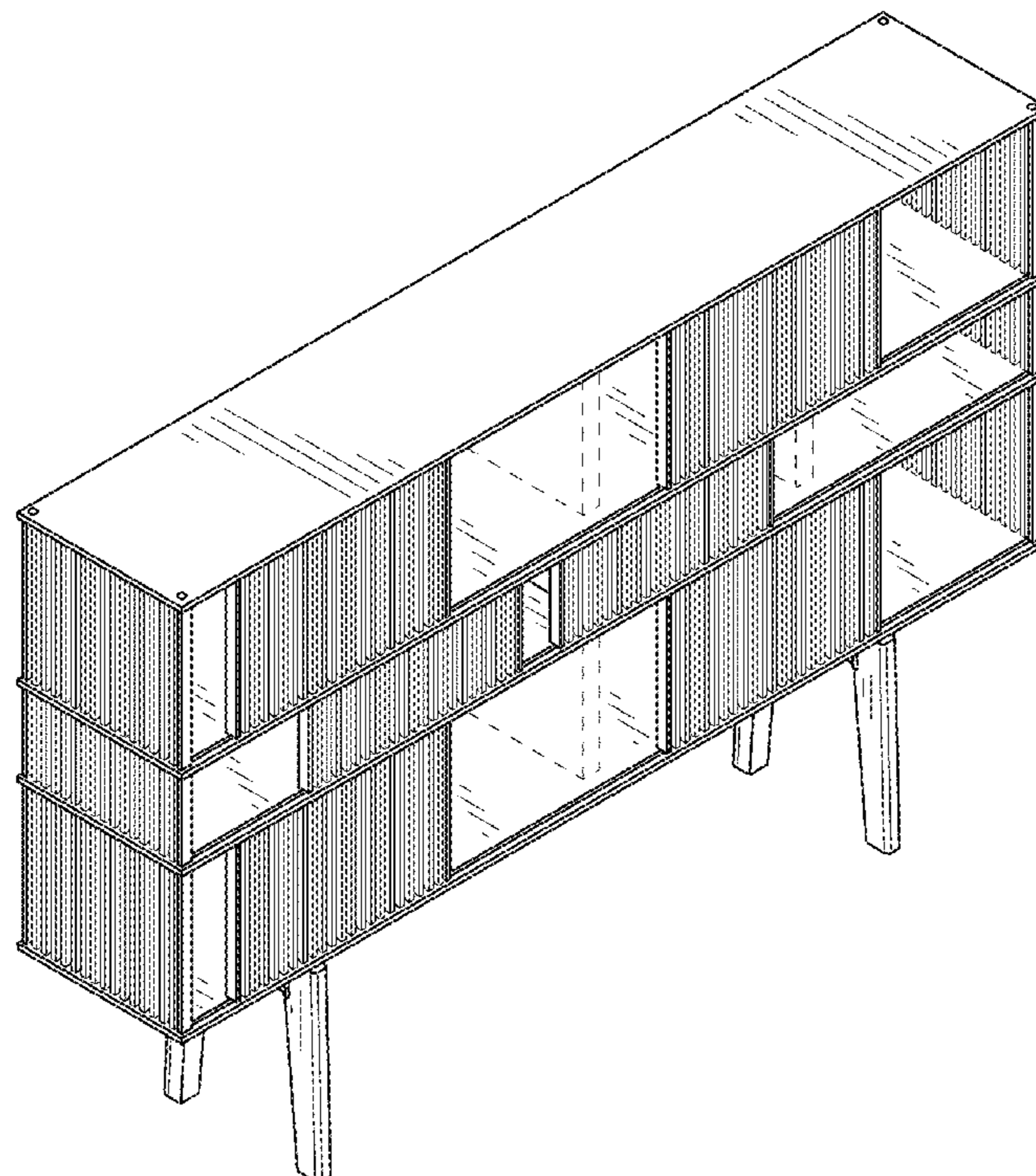
The ornamental design for a cabinet, as shown and described.

DESCRIPTION

FIG. 1 is a perspective view of a cabinet showing the design; FIG. 2 is a front view thereof; FIG. 3 is a back view thereof; FIG. 4 is a right side view thereof; FIG. 5 is a left side view thereof; FIG. 6 is a top view thereof; and, FIG. 7 is a bottom view thereof.

The broken lines showing the rectangle dividers that can be seen in the interior of the cabinet, and the broken lines showing the bottom features of the cabinet, are included for the purpose of illustrating environment and form no part of the claimed design.

1 Claim, 5 Drawing Sheets



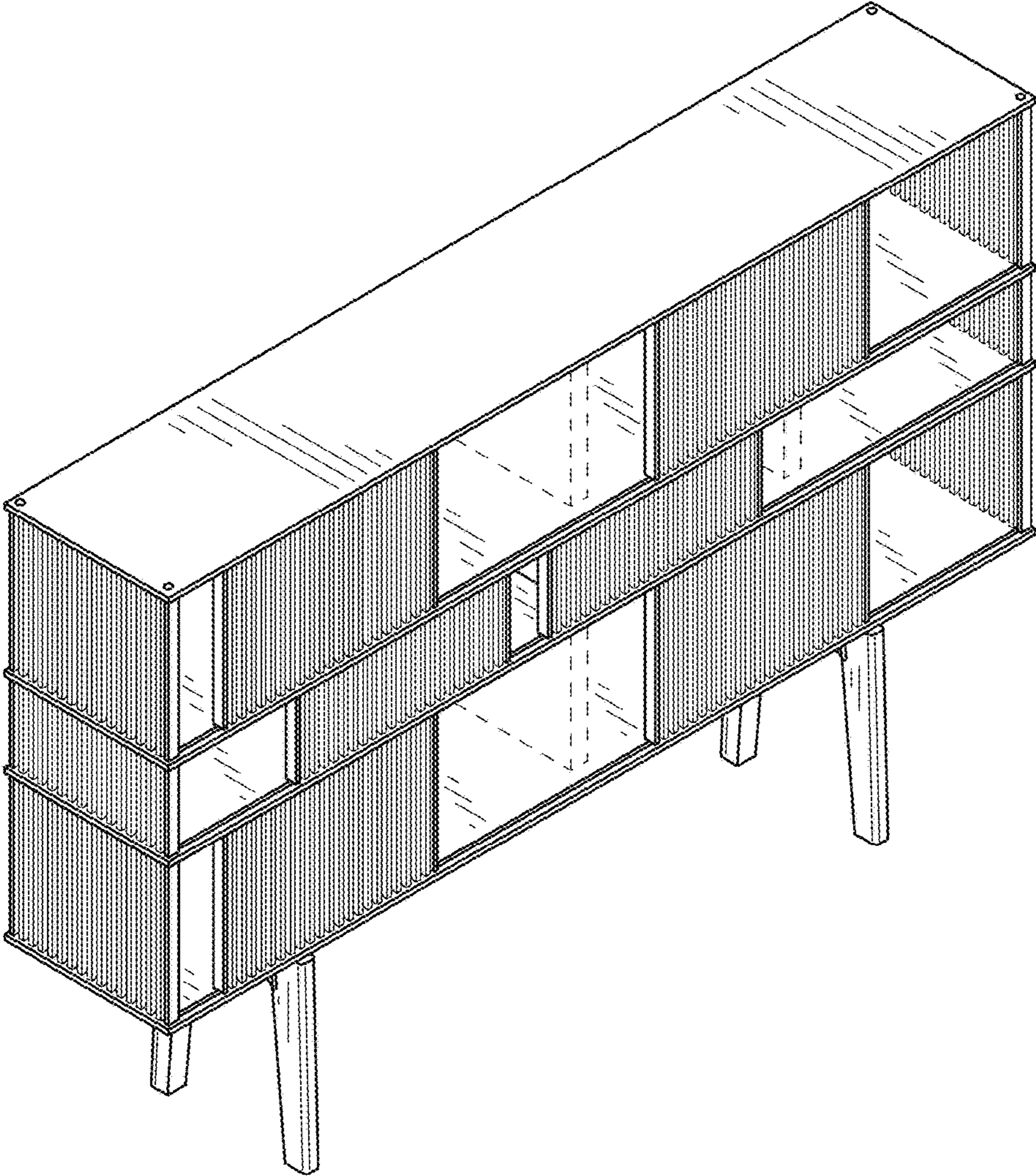


FIG.1

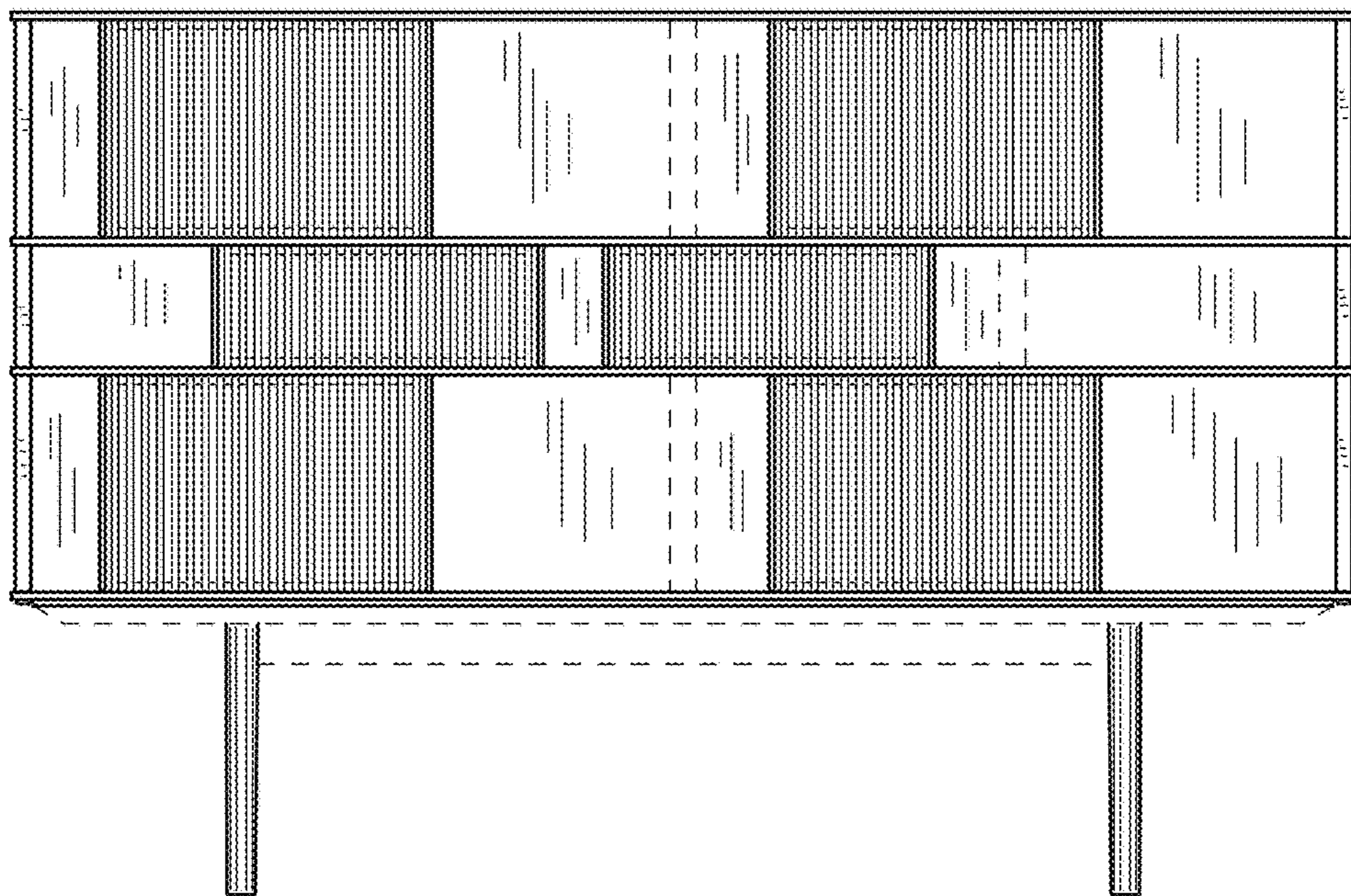


FIG.2

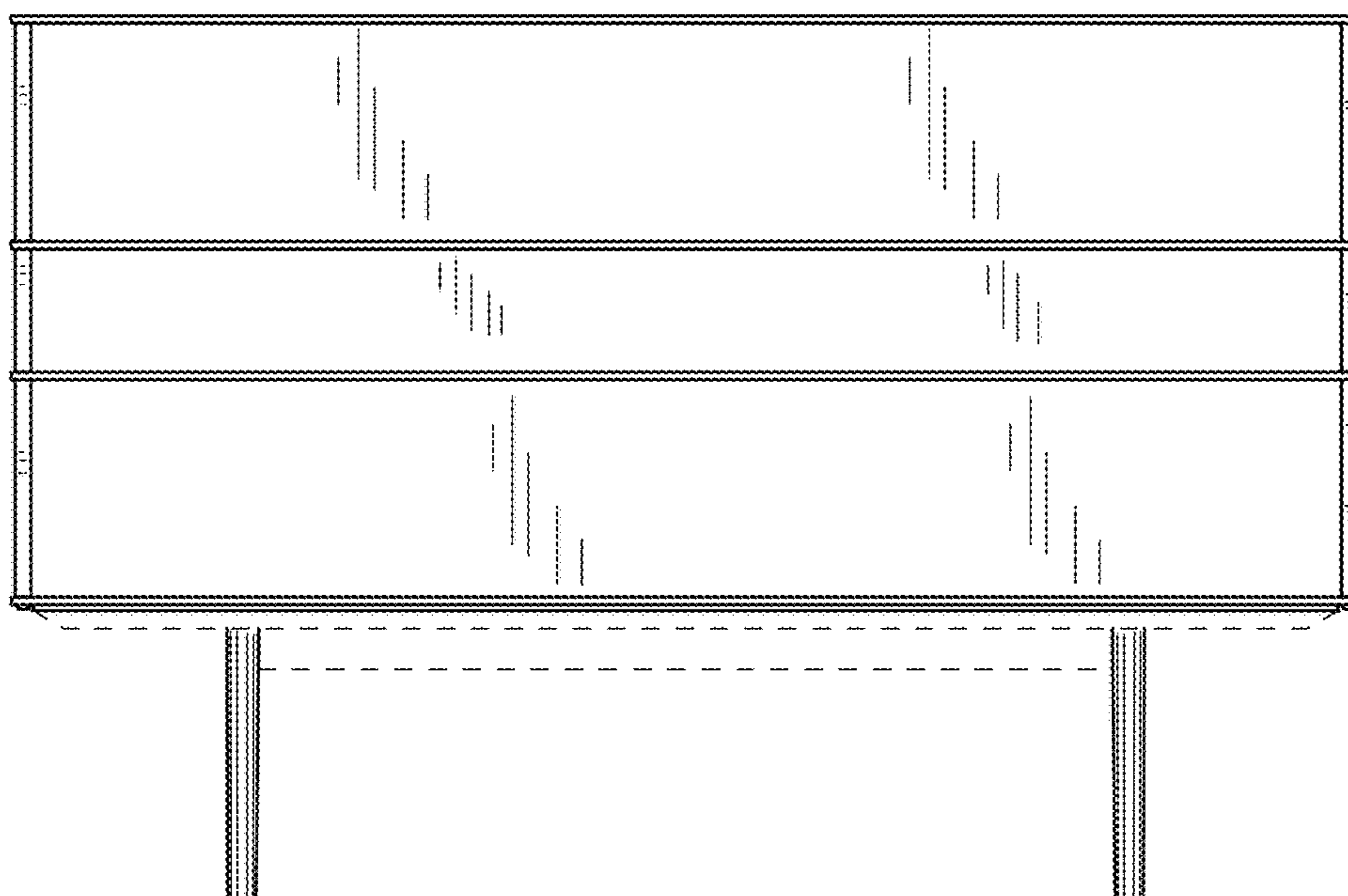


FIG.3

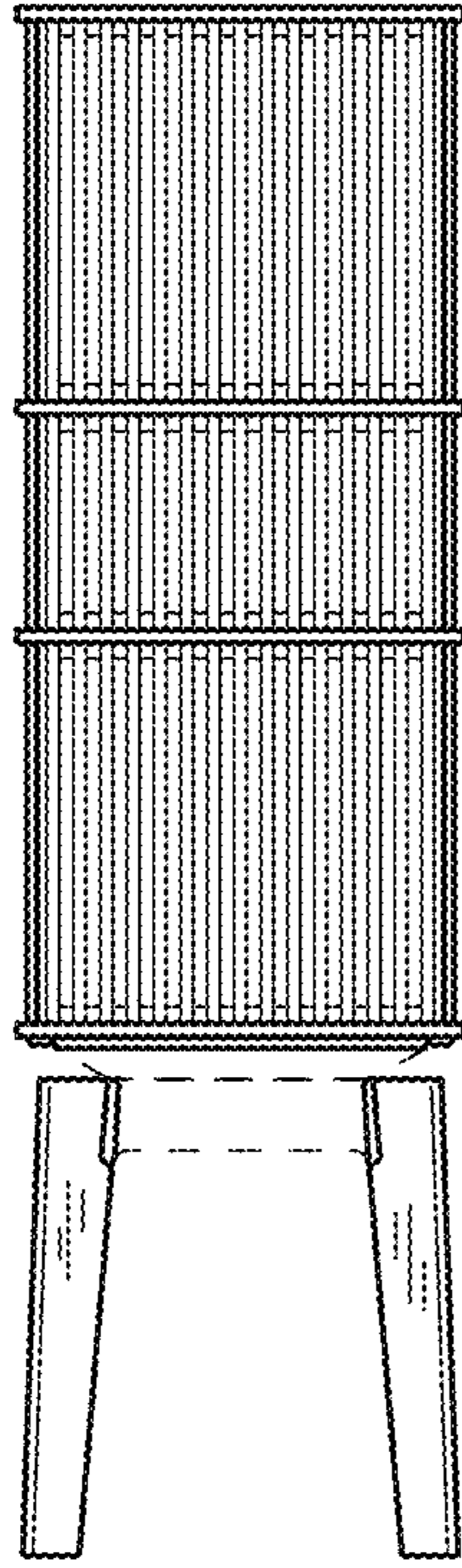


FIG. 4




FIG. 5




FIG. 6




FIG. 7