



US00D825223S

(12) **United States Design Patent** (10) **Patent No.:** **US D825,223 S**
Feeley et al. (45) **Date of Patent:** **** Aug. 14, 2018**

(54) **MAT FOR STANDING**

(71) Applicant: **ERGODRIVEN INC.**, Cupertino, CA (US)

(72) Inventors: **Ryan Feeley**, Cupertino, CA (US);
Christopher Perkins, Cupertino, CA (US)

(73) Assignee: **ERGODRIVEN INC.**, Cupertino, CA (US)

(**) Term: **15 Years**

(21) Appl. No.: **29/583,904**

(22) Filed: **Nov. 9, 2016**

Related U.S. Application Data

(63) Continuation-in-part of application No. 14/956,368, filed on Dec. 1, 2015.

(51) **LOC (11) Cl.** **06-11**

(52) **U.S. Cl.**
USPC **D6/592**

(58) **Field of Classification Search**
USPC D6/582-592, 598, 608, 609, 613, 614,
D6/619; D24/206; D32/47
(Continued)

(56) **References Cited**

U.S. PATENT DOCUMENTS

611,251 A 9/1898 Herhold
D114,231 S * 4/1939 Otis D11/1
(Continued)

FOREIGN PATENT DOCUMENTS

WO 2012/107740 A1 8/2012

OTHER PUBLICATIONS

Topo by Ergodrive Amazon.com Mar. 23, 2015 <<https://www.amazon.com/dp/B00V3TO9RC?psc=1>>. Accessed on Sep. 28, 2017.*

(Continued)

Primary Examiner — Eric L Goodman

Assistant Examiner — Clare A Gannon

(74) *Attorney, Agent, or Firm* — Kilpatrick Townsend & Stockton LLP

(57) **CLAIM**

The ornamental design for a mat for standing, as shown and described.

DESCRIPTION

U.S. Design application Ser. No. 29/574,204, entitled “Mat for Standing,” filed on Dec. 1, 2015, is hereby incorporated by reference.

FIG. 1 is a front perspective view of mat for standing showing a first embodiment of our new design;

FIG. 2 is a rear perspective view thereof;

FIG. 3 is a top plan view thereof;

FIG. 4 is a bottom plan view thereof;

FIG. 5 is a front elevational view thereof;

FIG. 6 is a rear elevational view thereof;

FIG. 7 is a right side elevational view thereof; and

FIG. 8 is a left side elevational view thereof.

FIG. 9 is a front perspective view of mat for standing showing a second embodiment of our new design;

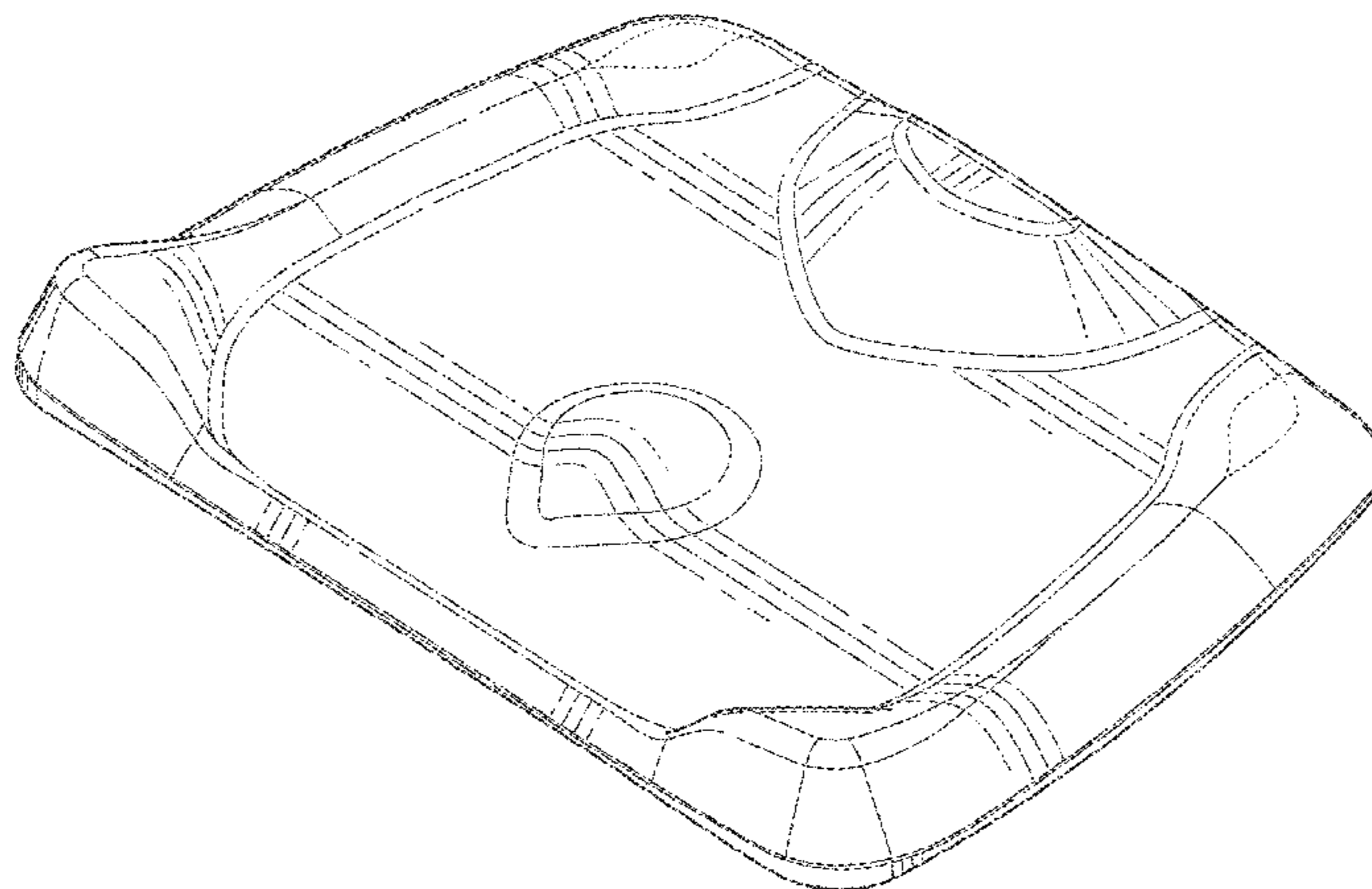
FIG. 10 is a rear perspective view thereof; and,

FIG. 11 is a top plan view thereof.

Broken lines show portions of the mat for standing that form no part of the claimed design. Further, the bottom surface is typically hidden from view during use, and as such, everything interior to the outermost periphery as shown in FIG. 4 forms no part of the claimed design, as is indicated by the broken lines shown immediately adjacent the outer periphery.

The shading and stippled lines in FIGS. 1-11 indicate contour.

1 Claim, 11 Drawing Sheets



(58) **Field of Classification Search**

CPC A47L 23/26; A47G 9/062; A47G 33/045;
 A47G 27/0293; A47G 27/025; A47G
 27/0231; A47G 27/0225; A47G 27/0218;
 A47G 27/0212; A47G 27/0206; A47G
 27/02

See application file for complete search history.

2009/0139017	A1	6/2009	Anderson	
2010/0231400	A1*	9/2010	Von Mohr A47G 27/0225 340/665
2012/0065033	A1	3/2012	Moring, Jr. et al.	
2013/0269112	A1	10/2013	Legare	
2016/0174745	A1*	6/2016	Feeley A47G 27/0231 428/80

(56) **References Cited**

U.S. PATENT DOCUMENTS

D191,901	S	*	12/1961	Breneman	D6/585
3,100,483	A		8/1963	Altmeyer et al.		
4,329,981	A		5/1982	Dungl		
4,772,014	A		9/1988	Rebman		
5,116,014	A		5/1992	Slavens et al.		
D330,988	S		11/1992	Robbins, III		
D347,718	S		6/1994	Craft et al.		
D446,354	S	*	8/2001	Jusinski	D28/63
D497,277	S		10/2004	Ruhl et al.		
D520,097	S	*	5/2006	Walch	D21/792
D655,118	S	*	3/2012	Zabel	D6/582
D796,227	S		9/2017	Macneil et al.		
2005/0054492	A1		3/2005	Neff		
2007/0078020	A1		4/2007	Jong		
2007/0110950	A1		5/2007	Yang		
2008/0058169	A1		3/2008	Fox		
2008/0149122	A1		6/2008	Lovely		

OTHER PUBLICATIONS

Ergogo Standing Desk Mat by Ergogo Amazon.com Nov. 22, 2016
 <<https://www.amazon.com/dp/B01N97TYA3?psc=1>>. Accessed on
 Sep. 28, 2017.*

Ergohead Standing Desk Mat by Ergohead. Amazon.com Jan. 19,
 2017 <[https://www.amazon.com/dp/B01MUCCYW2/
 ref=psdc_9720393011_t4_B00V3TO9RC](https://www.amazon.com/dp/B01MUCCYW2/ref=psdc_9720393011_t4_B00V3TO9RC)>. Accessed on Sep. 28,
 2017.*

Topo Mini by Ergodrive. Amazon.com Feb. 13, 2017 <[https://
 www.amazon.com/dp/B01N8YE3VI?psc=1](https://www.amazon.com/dp/B01N8YE3VI?psc=1)>. Accessed on Sep. 28,
 2017.*

Third Party Submission Under 37 C.F.R. § 37 C.F.R., filed Jan. 4,
 2017, in U.S. Appl. No. 14/956,368, filed Dec. 1, 2015, 34 pages.
 Matheson, "How Anti-Fatigue Mats Reduce Fatigue," Matheson
 Tri-Gas, Inc., Basking Ridge, New Jersey, pp. 441-453, retrieved
 from the Internet on Apr. 5, 2017 at: [http://www2.mathesongas.
 com/industrialgas/pdfs/safety/matting.pdf](http://www2.mathesongas.com/industrialgas/pdfs/safety/matting.pdf), 13 pages.

* cited by examiner

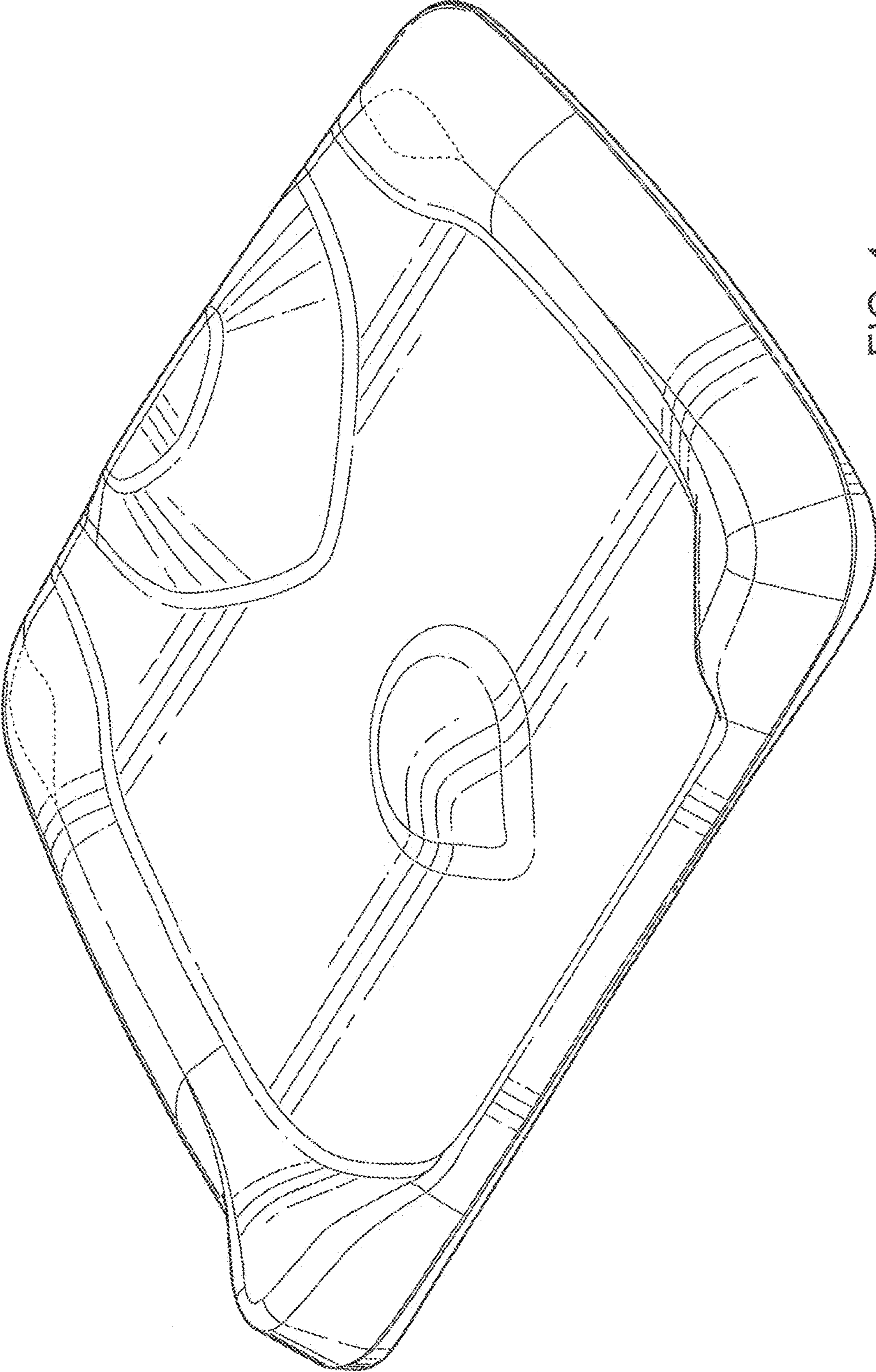


FIG. 1

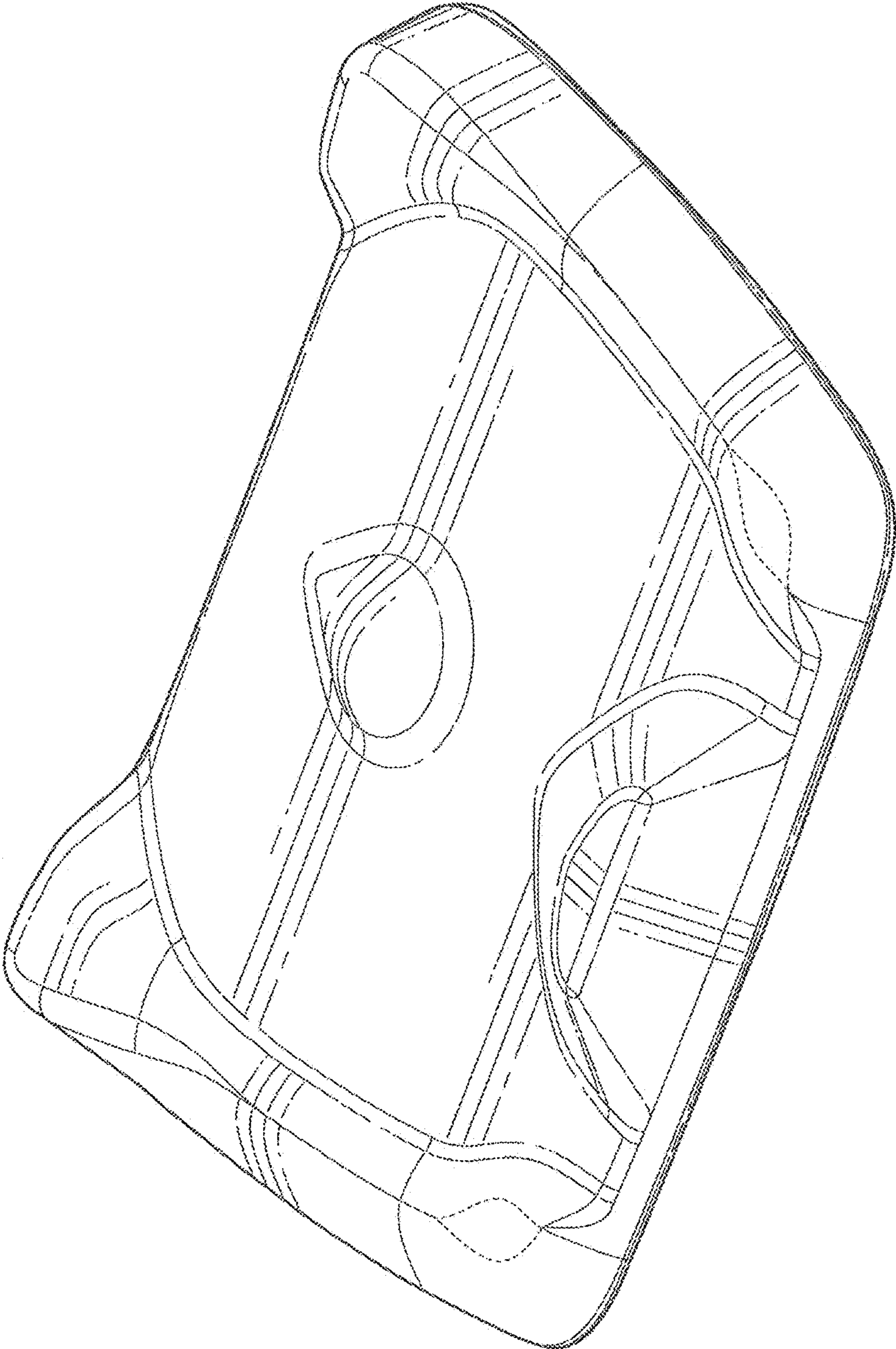


FIG. 2

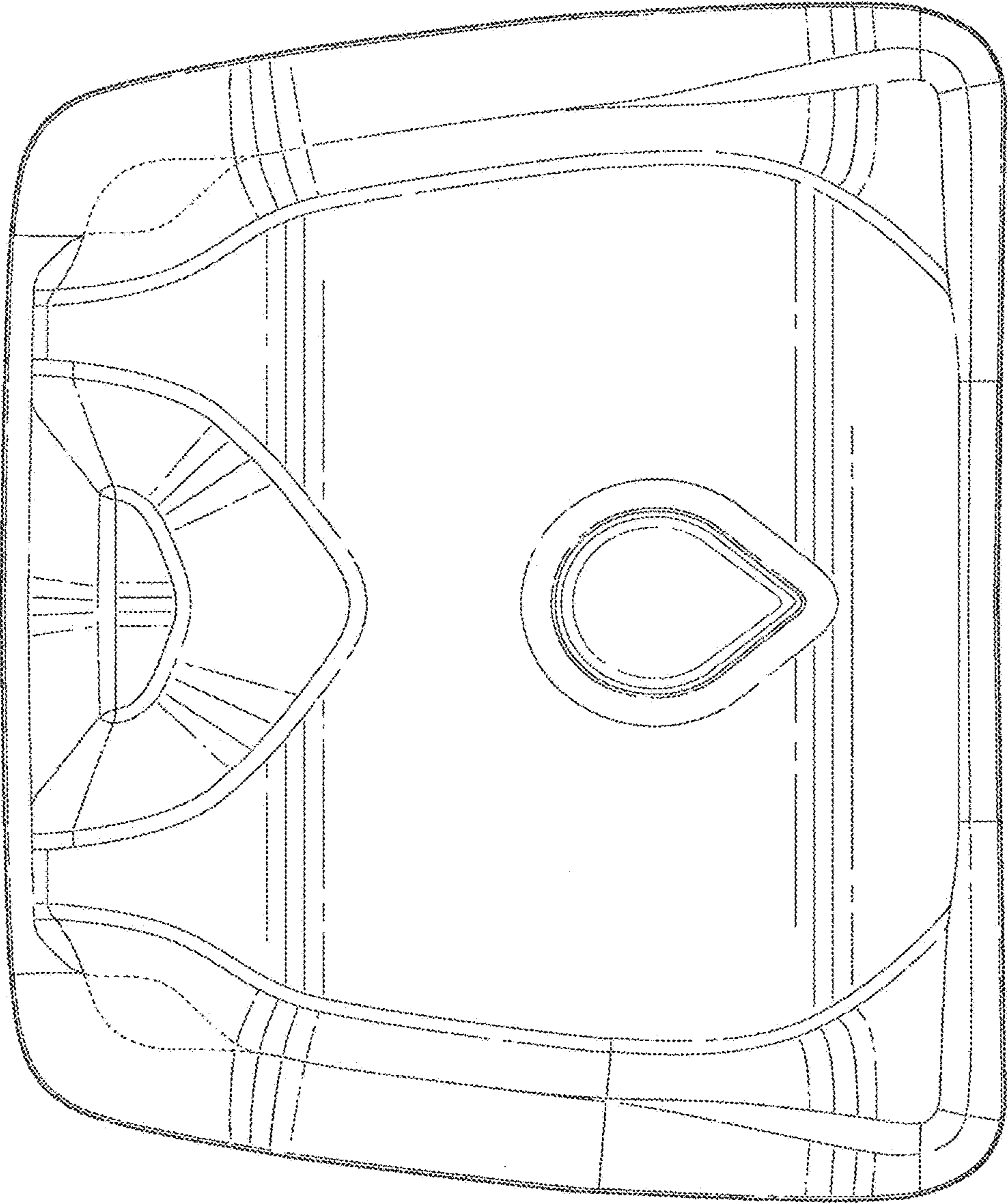


FIG. 3




FIG. 4

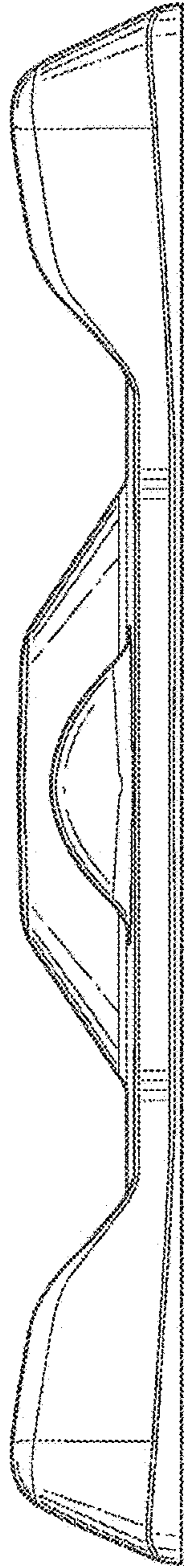


FIG. 5

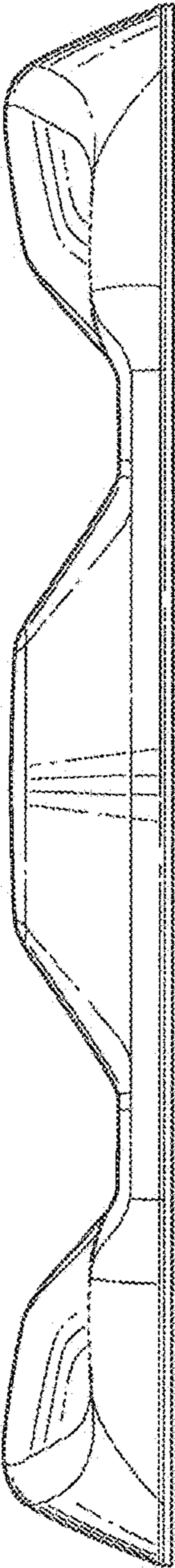


FIG. 6

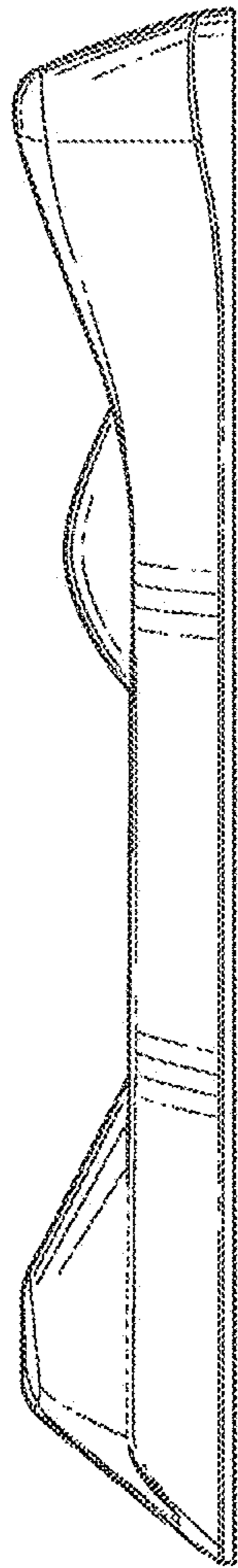


FIG. 7




FIG. 8

FIG. 9

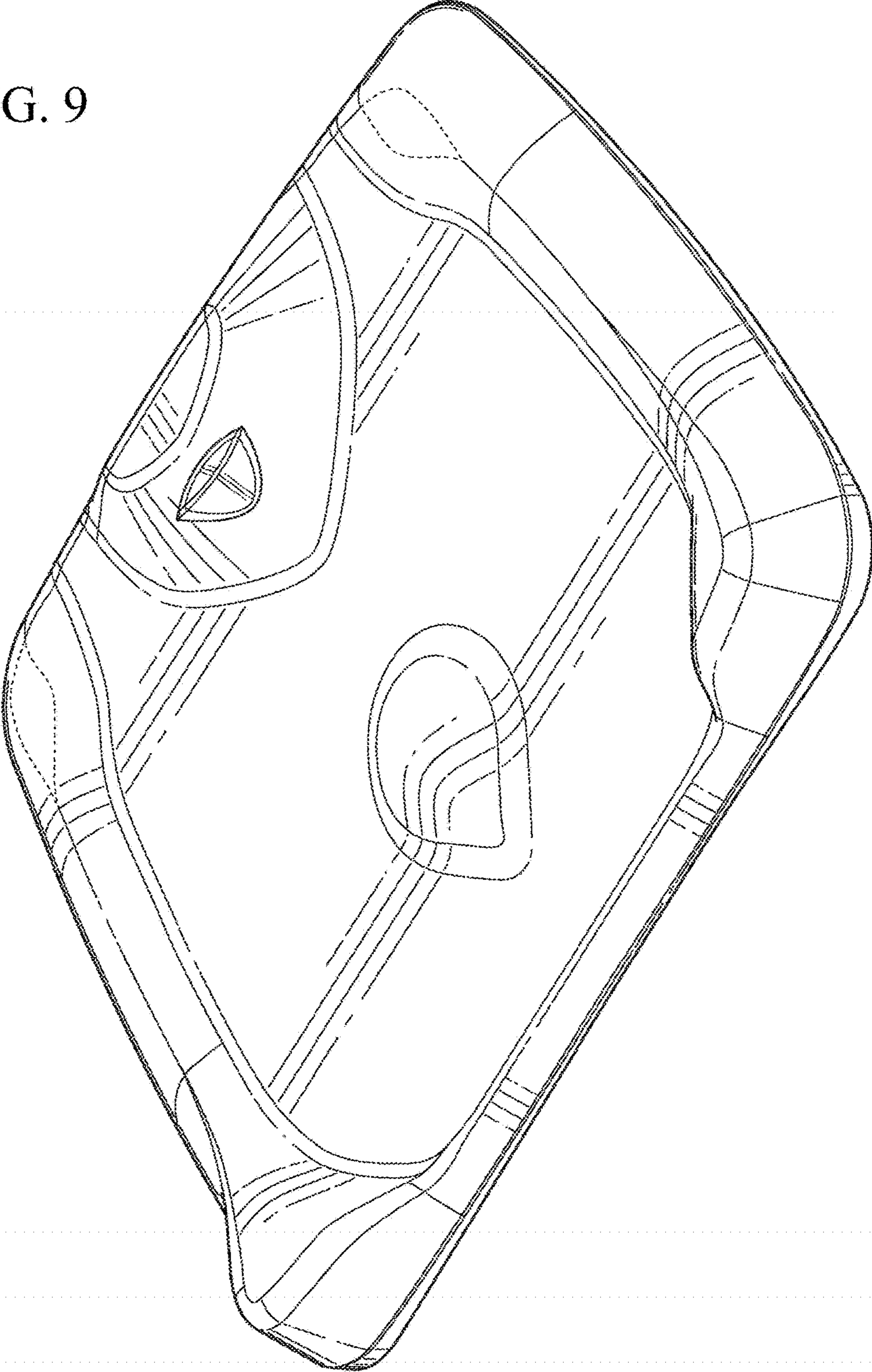


FIG. 10

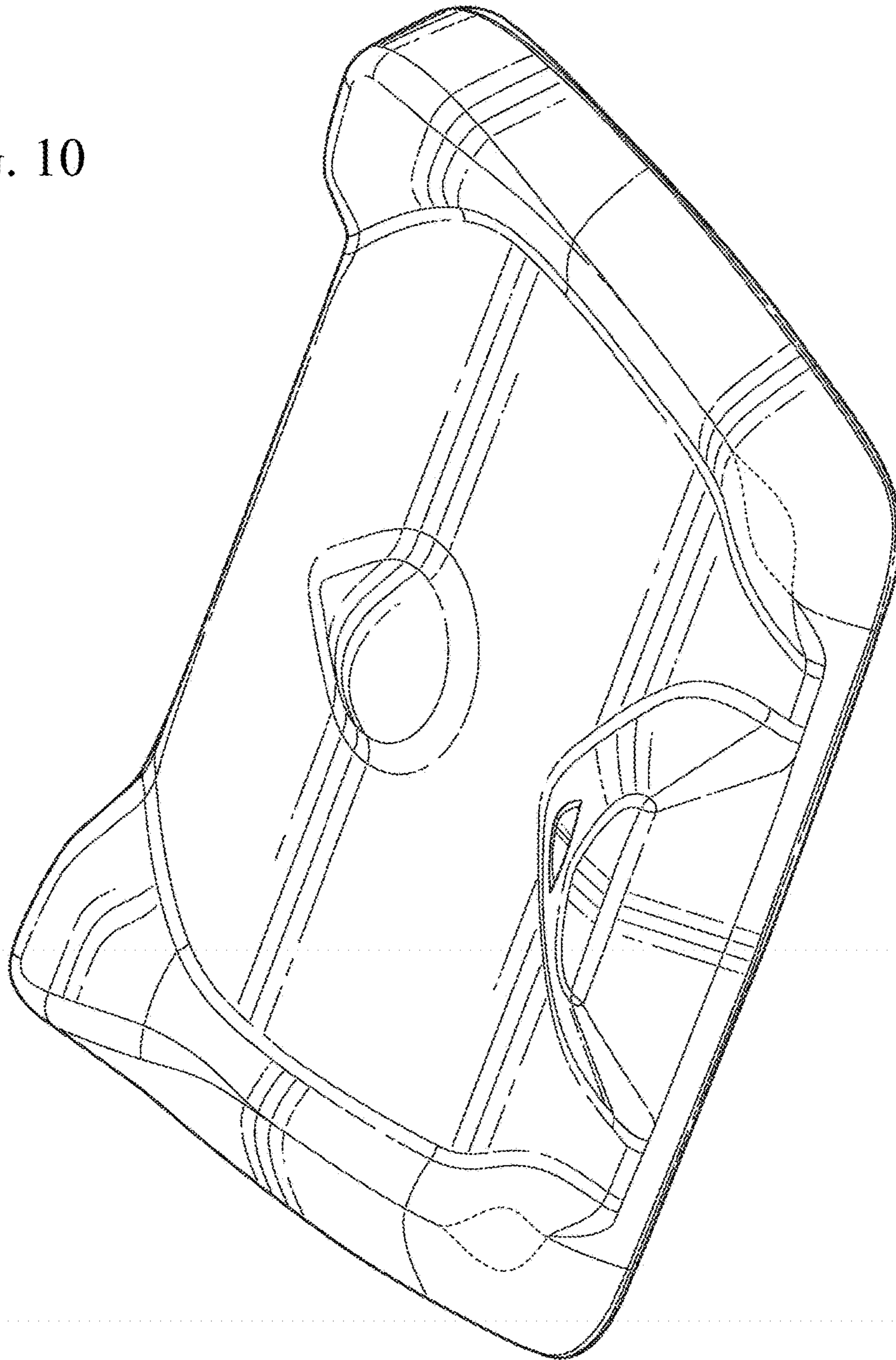


FIG. 11

