

US00D825190S

(12) **United States Design Patent** (10) **Patent No.:** **US D825,190 S**
Hu (45) **Date of Patent:** **** Aug. 14, 2018**

(54) **POWER SCRUBBER**

FOREIGN PATENT DOCUMENTS

(71) Applicants: **Suzhou KVC Electric Co., Ltd,**
Jiangsu (CN); **MPOW**
TECHNOLOGY CO., LIMITED,
Hong Kong (HK)

CN 301495823 3/2011
EM 004509891-0001 11/2017

(72) Inventor: **Zaihui Hu,** Shenzhen (CN)

(73) Assignees: **Suzhou KVC Electric Co., Ltd,**
Jiangsu (CN); **MPOW**
TECHNOLOGY CO., LIMITED,
Hong Kong (HK)

OTHER PUBLICATIONS

[Upgraded]Electric Spin Scrubber Rechargeable Cordless Turbo Scrubber with 3 Replaceable Brush Heads Cleaning Brush with Extension Handle for Bathroom Floor ,Tiled Wall ,Bathtub and Kitchen, https://www.amazon.com/Upgraded-Electric-Rechargeable-Replaceable-Extension/dp/B0791CRF3H/ref=sr_1_16?ie=UTF8&qid=1520322577&sr=8-16&keywords=scrubber, Greecon.

(**) Term: **15 Years**

(Continued)

(21) Appl. No.: **29/641,587**

(22) Filed: **Mar. 23, 2018**

Primary Examiner — Michelle E. Wilson

(51) **LOC (11) Cl.** **04-02**

(74) *Attorney, Agent, or Firm* — JCIPRNET

(52) **U.S. Cl.**
USPC **D4/102**

(58) **Field of Classification Search**
USPC D32/15, 17, 19, 20, 25, 40, 45, 50, 51;
D4/100, 102, 109, 110, 111, 127, 199
CPC A47L 11/202
See application file for complete search history.

(57) **CLAIM**

The ornamental design for a power scrubber, as shown and described.

(56) **References Cited**

DESCRIPTION

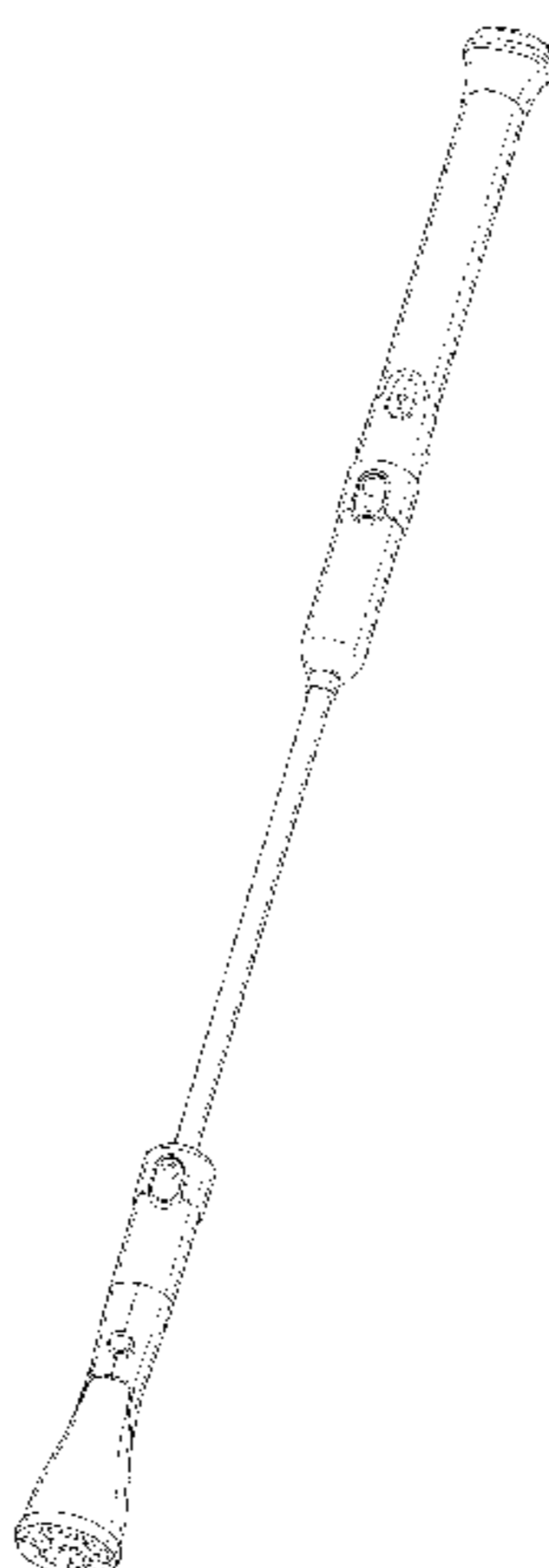
U.S. PATENT DOCUMENTS

D317,968 S *	7/1991	Tsai	D23/226
D331,499 S *	12/1992	Tsai	D4/115
D342,385 S *	12/1993	Winchester	D4/102
5,289,605 A *	3/1994	Armbruster	A47L 11/282 15/144.4
D359,547 S *	6/1995	Wang	D23/213
5,511,269 A *	4/1996	Watson	A46B 5/0033 15/22.1
5,797,157 A *	8/1998	Gregg	A47L 11/16 15/22.1
D425,603 S *	5/2000	Guo	D23/213
D451,288 S *	12/2001	Bean	D4/121
6,374,447 B1 *	4/2002	Armbruster	A46B 13/008 15/144.1
D512,121 S *	11/2005	Chen	D23/223

(Continued)

FIG. 1 is a perspective view of a power scrubber showing my new design;
FIG. 2 is a front view thereof;
FIG. 3 is a rear view thereof;
FIG. 4 is a left side view thereof;
FIG. 5 is a right side view thereof;
FIG. 6 is an enlarged top view thereof;
FIG. 7 is an enlarged bottom view thereof;
FIG. 8 is a perspective view thereof with the lower part rotated; and,
FIG. 9 is an exploded view thereof.
The dashed broken lines illustrate portions of the power scrubber and form no part of the claimed design.

1 Claim, 6 Drawing Sheets



(56)

References Cited

U.S. PATENT DOCUMENTS

6,984,901 B2 * 1/2006 Wong A46B 13/008
 15/320
 D543,362 S * 5/2007 Hall D4/102
 D562,559 S * 2/2008 Murray D4/102
 7,331,077 B1 * 2/2008 Henry A46B 5/0033
 15/23
 D588,816 S * 3/2009 Hughes, IV D4/121
 D600,022 S * 9/2009 Busschaert D4/102
 7,937,792 B2 * 5/2011 Munn A46B 13/001
 15/22.1
 D641,830 S * 7/2011 Alexander D23/213
 D658,384 S * 5/2012 Pender D4/102
 D703,825 S * 4/2014 Barrett D24/200
 D765,222 S * 8/2016 Norris, Jr. D23/213
 D800,251 S * 10/2017 Feuerstein D23/223
 2004/0083567 A1 * 5/2004 Lies A47L 11/162
 15/28
 2006/0248666 A1 * 11/2006 Lies A46B 7/04
 15/23

OTHER PUBLICATIONS

Turbo Scrub Cordless Rechargeable High-Power Household Cleaning Scrubber Brush, https://www.amazon.co.uk/Turbo-Scrub-Rechargeable-High-Power-Household/dp/B0711QLFQB/ref=sr_1_6?ie=UTF8&qid=1520323756&sr=8-6&keywords=scrubber, Turbo Scrub.

* cited by examiner

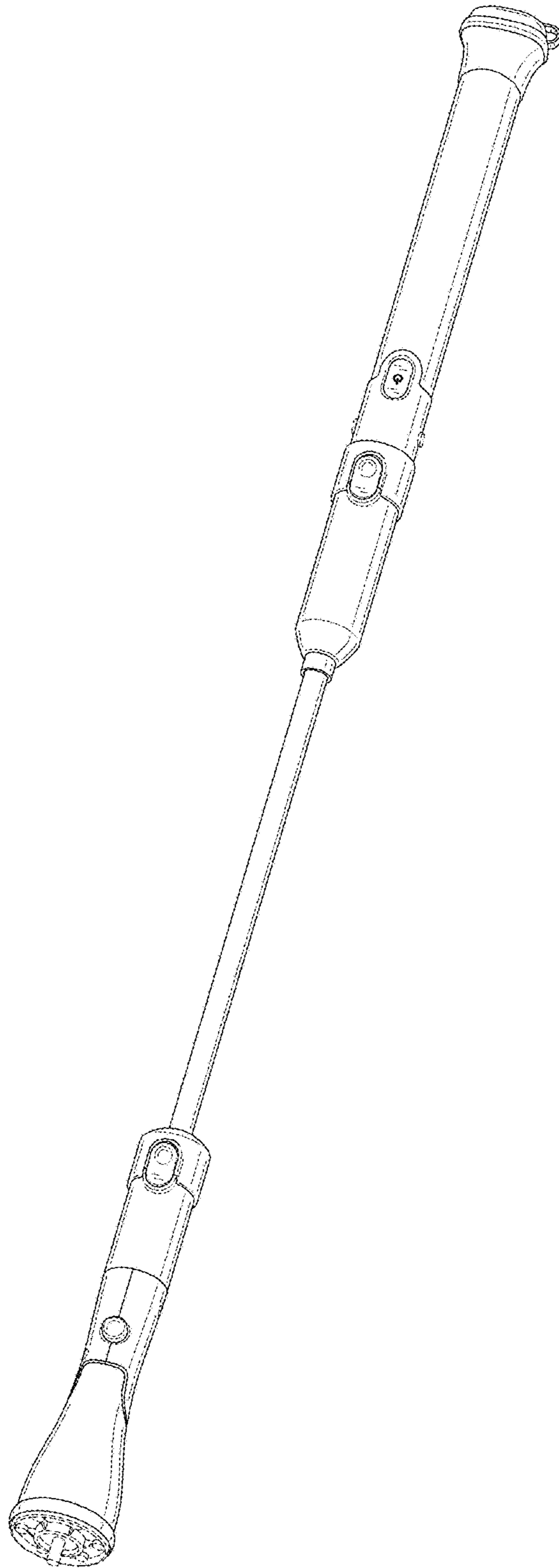


FIG. 1

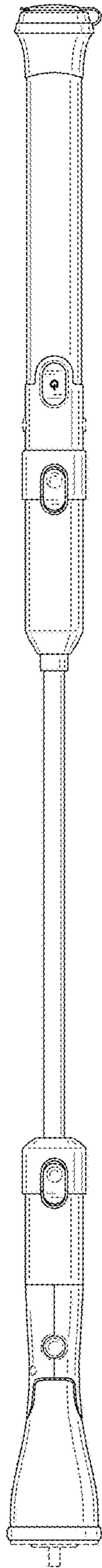


FIG. 2




FIG. 3




FIG. 4

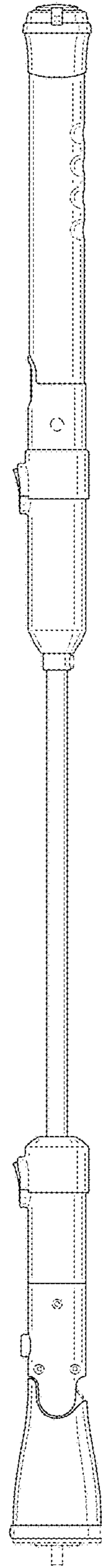


FIG. 5

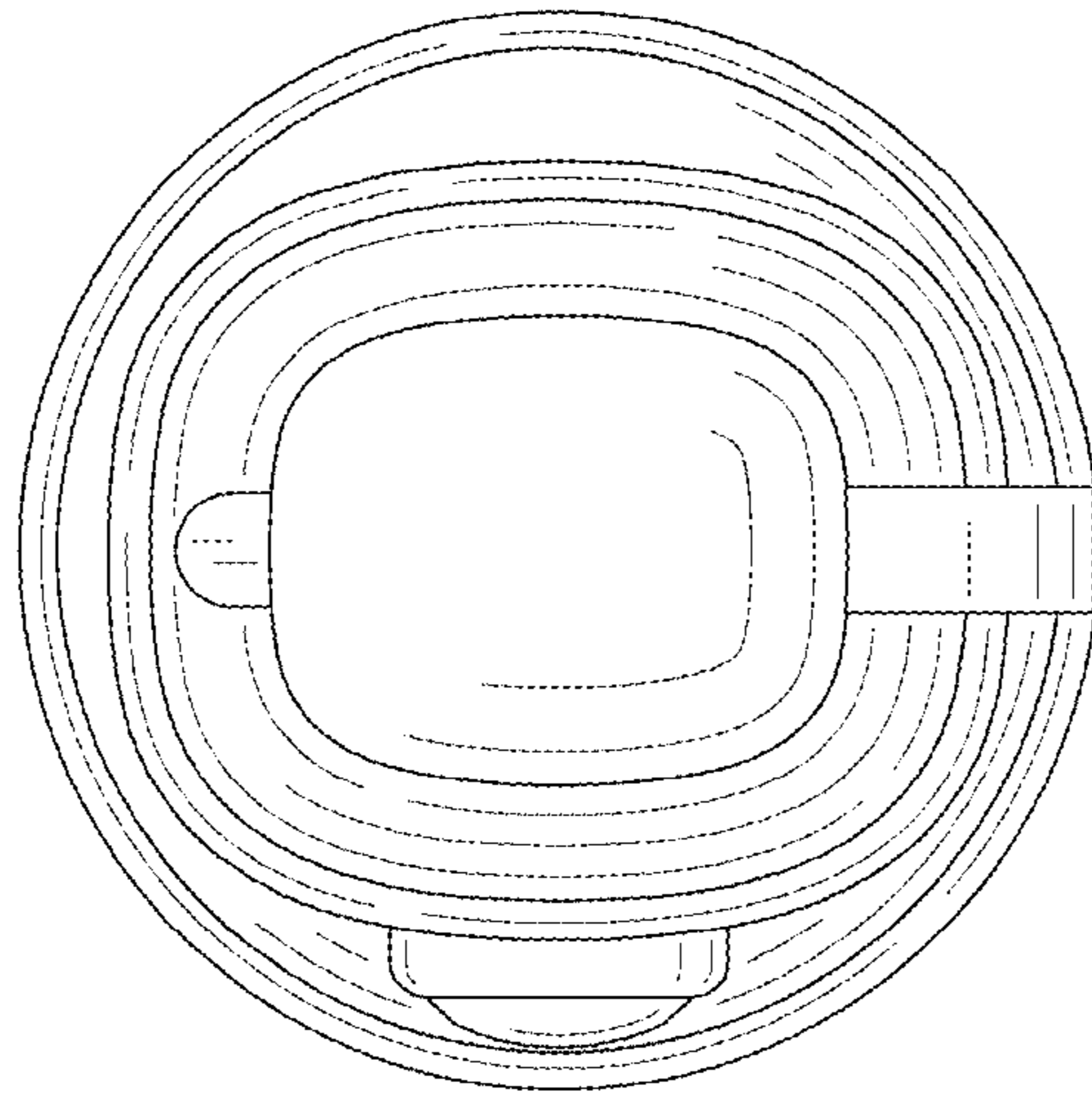


FIG. 6

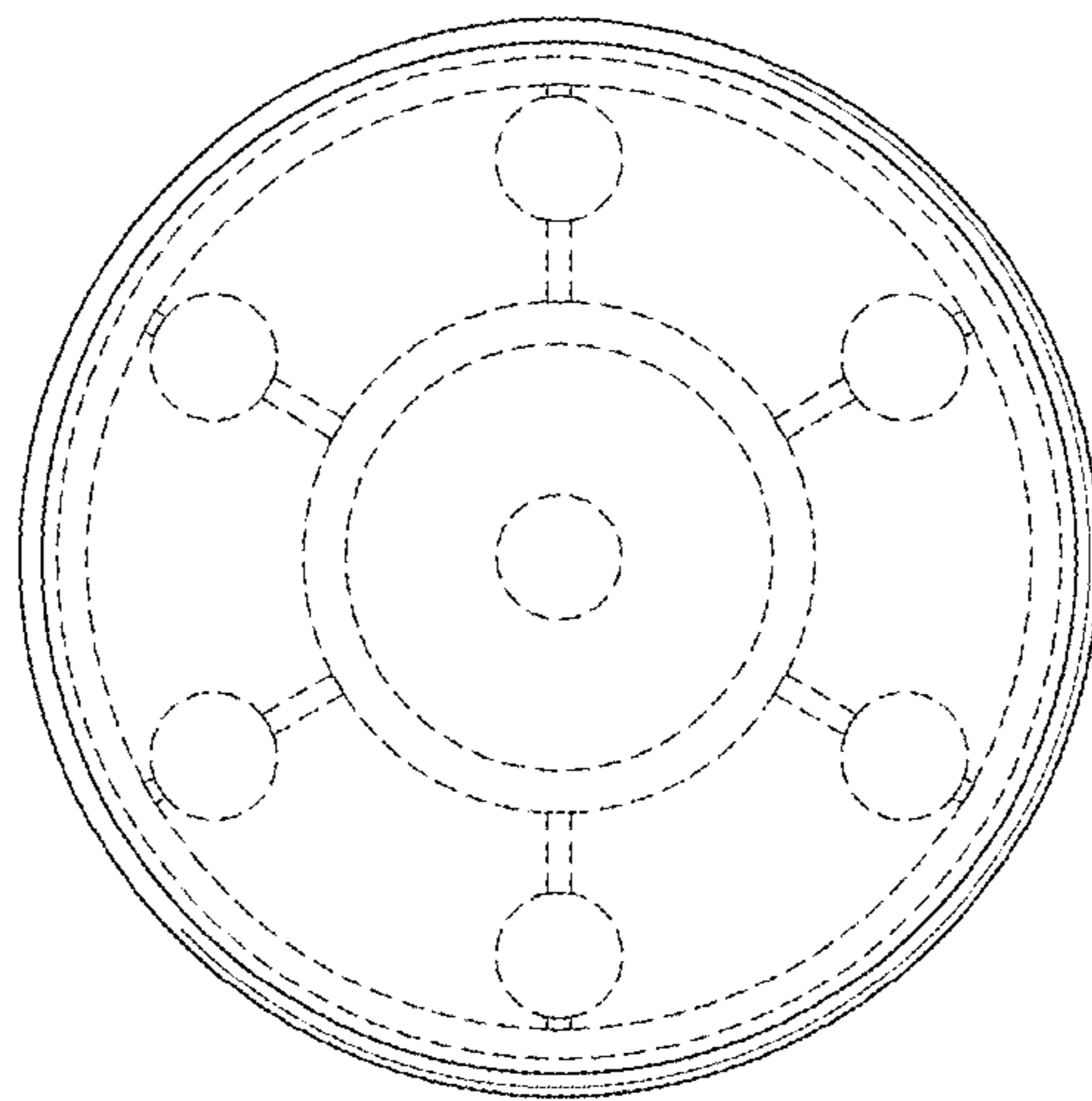


FIG. 7

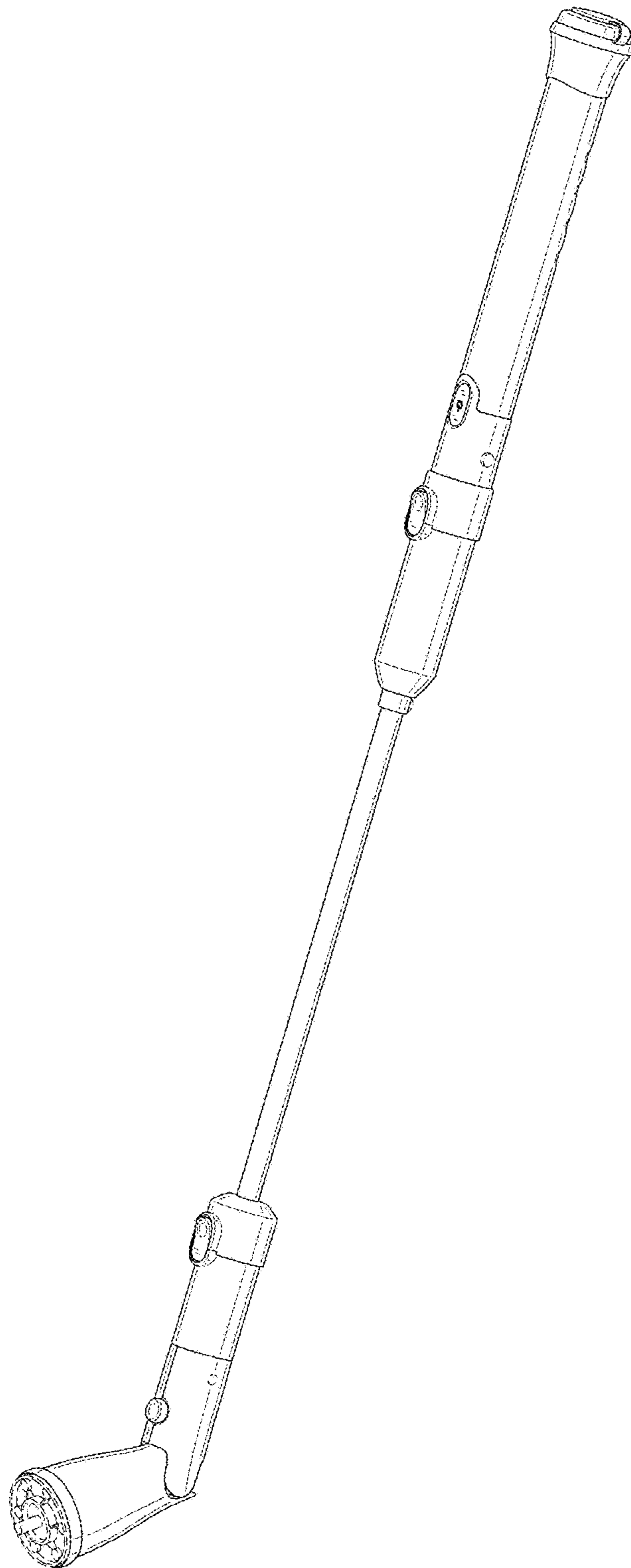


FIG. 8

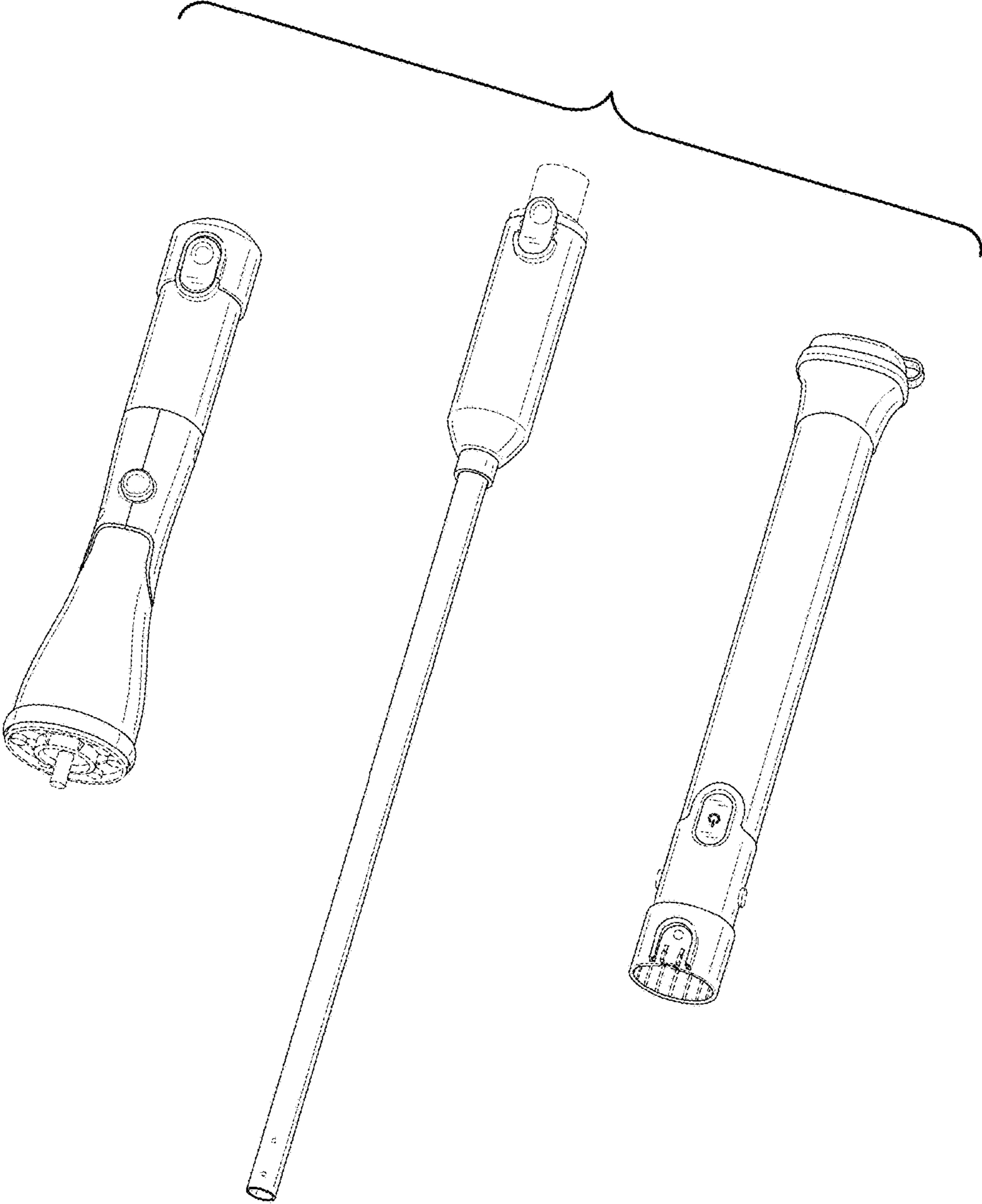


FIG. 9