



US00D825163S

(12) **United States Design Patent**
Montross et al.

(10) **Patent No.:** **US D825,163 S**
(45) **Date of Patent:** **** Aug. 14, 2018**

(54) **SHOE**

(71) Applicant: **Reebok International Limited**, London (GB)

(72) Inventors: **Matthew Montross**, Middleboro, MA (US); **Toby Birkinhead**, Hertfordshire (GB); **Daniel Hobson**, Waltham, MA (US); **Daniel Buonomo**, Waltham, MA (US)

(73) Assignee: **Reebok International Limited**, London (GB)

(**) Term: **15 Years**

(21) Appl. No.: **29/569,257**

(22) Filed: **Jun. 24, 2016**

(51) **LOC (11) Cl.** **02-04**

(52) **U.S. Cl.**
USPC **D2/957; D2/960; D2/953; D2/951; D2/959**

(58) **Field of Classification Search**

USPC D2/896, 902, 905, 907, 908, 943, 944, D2/946, 947, 951, 954, 960, 957, 953, D2/959

CPC A43B 1/00; A43B 1/10; A43B 1/14; A43B 3/00; A43B 5/00; A43B 5/001; A43B 5/002; A43B 5/006; A43B 5/007; A43B 5/008; A43B 5/02; A43B 5/06; A43B 5/10; A43B 5/14; A43B 5/145; A43B 13/00; A43B 13/02; A43B 13/04; A43B 13/14; A43B 13/18; A43B 13/181; A43B 13/20; A43B 13/206; A43B 13/22; A43B 13/40

See application file for complete search history.

(56) **References Cited**

U.S. PATENT DOCUMENTS

2,334,719 A 11/1943 Margolin
D476,141 S 6/2003 Matis

D659,967 S * 5/2012 Miner D2/951
D675,002 S * 1/2013 Marvin D2/951
D707,023 S * 6/2014 Della Valle D2/951
D712,122 S * 9/2014 Tucker D2/951
D712,645 S * 9/2014 Bove D2/951
D713,135 S * 9/2014 Tucker D2/951
D723,784 S * 3/2015 Miner D2/947
D723,785 S * 3/2015 Miner D2/951
D724,297 S * 3/2015 Oliver D2/951
D725,359 S * 3/2015 Miner D2/947
D735,454 S * 8/2015 Yun D2/951
D748,385 S * 2/2016 Birkinhead D2/951
D753,376 S * 4/2016 Birkinhead D2/902
D781,040 S * 3/2017 Scofield D2/947
D783,966 S * 4/2017 Raasch D2/951
D784,674 S * 4/2017 Raasch D2/951
D802,899 S * 11/2017 Bischoff D2/957
D804,793 S * 12/2017 Lee D2/957
D809,759 S * 2/2018 Kanata D2/957

(Continued)

Primary Examiner — Elizabeth J Oswecki

(74) *Attorney, Agent, or Firm* — Sterne, Kessler, Goldstein & Fox P.L.L.C.

(57) **CLAIM**

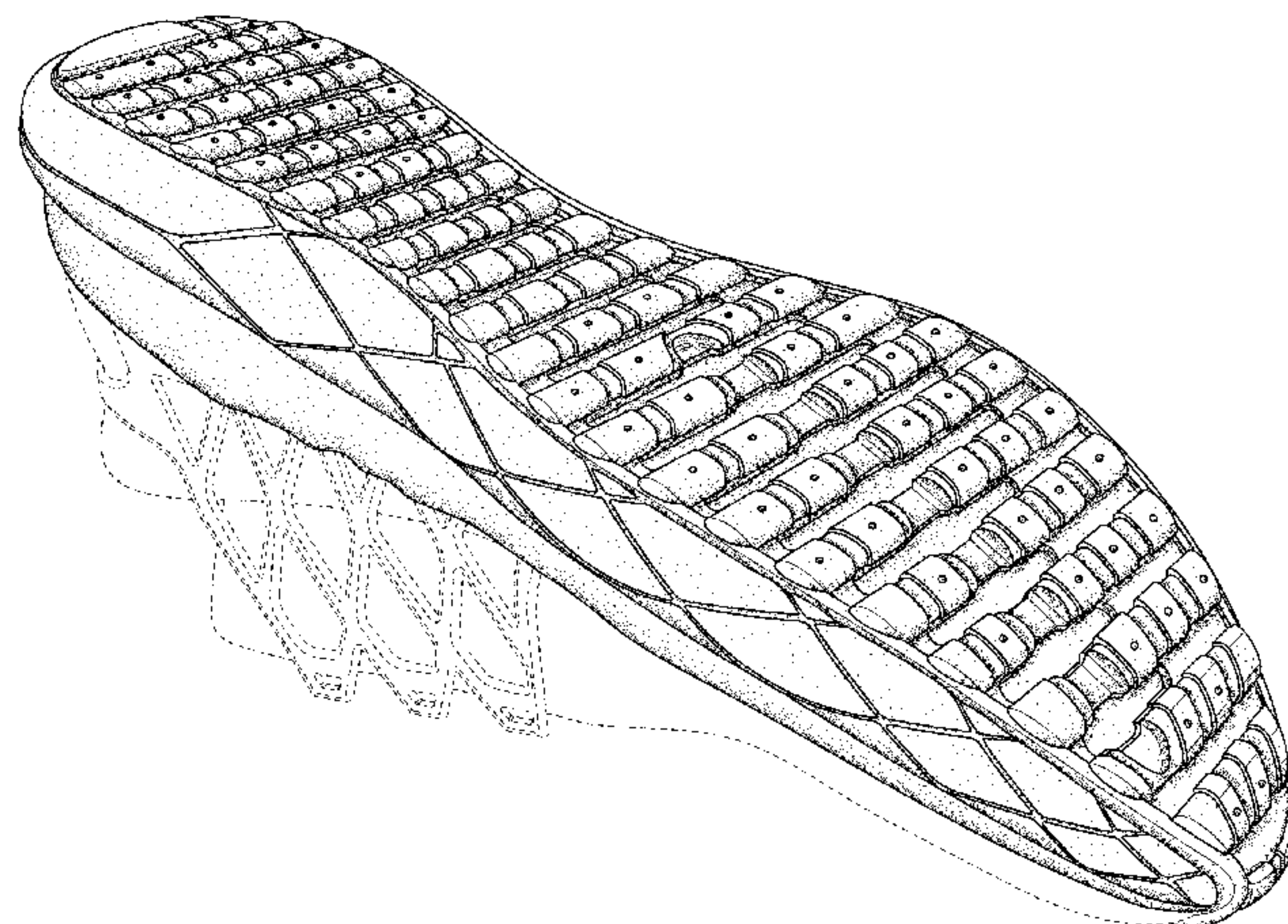

The ornamental design for a shoe, as shown and described.

DESCRIPTION

FIG. 1 is a top perspective view of a shoe showing our new design;
FIG. 2 is a bottom perspective view thereof;
FIG. 3 is a front view thereof;
FIG. 4 is a rear view thereof;
FIG. 5 is a left side view thereof;
FIG. 6 is a right side view thereof;
FIG. 7 is a top view thereof; and,
FIG. 8 is a bottom view thereof.

The broken lines in the figures show portions of the shoe that form no part of the claimed design.

1 Claim, 7 Drawing Sheets



(56)

References Cited

U.S. PATENT DOCUMENTS

2006/0130368 A1* 6/2006 Morgan A43B 13/145
36/59 R
2011/0016746 A1 1/2011 Callahan et al.
2012/0222332 A1* 9/2012 Greene A43D 35/00
36/103
2013/0152428 A1 6/2013 Bishop et al.
2017/0020228 A1* 1/2017 Scofield A43B 13/181

* cited by examiner

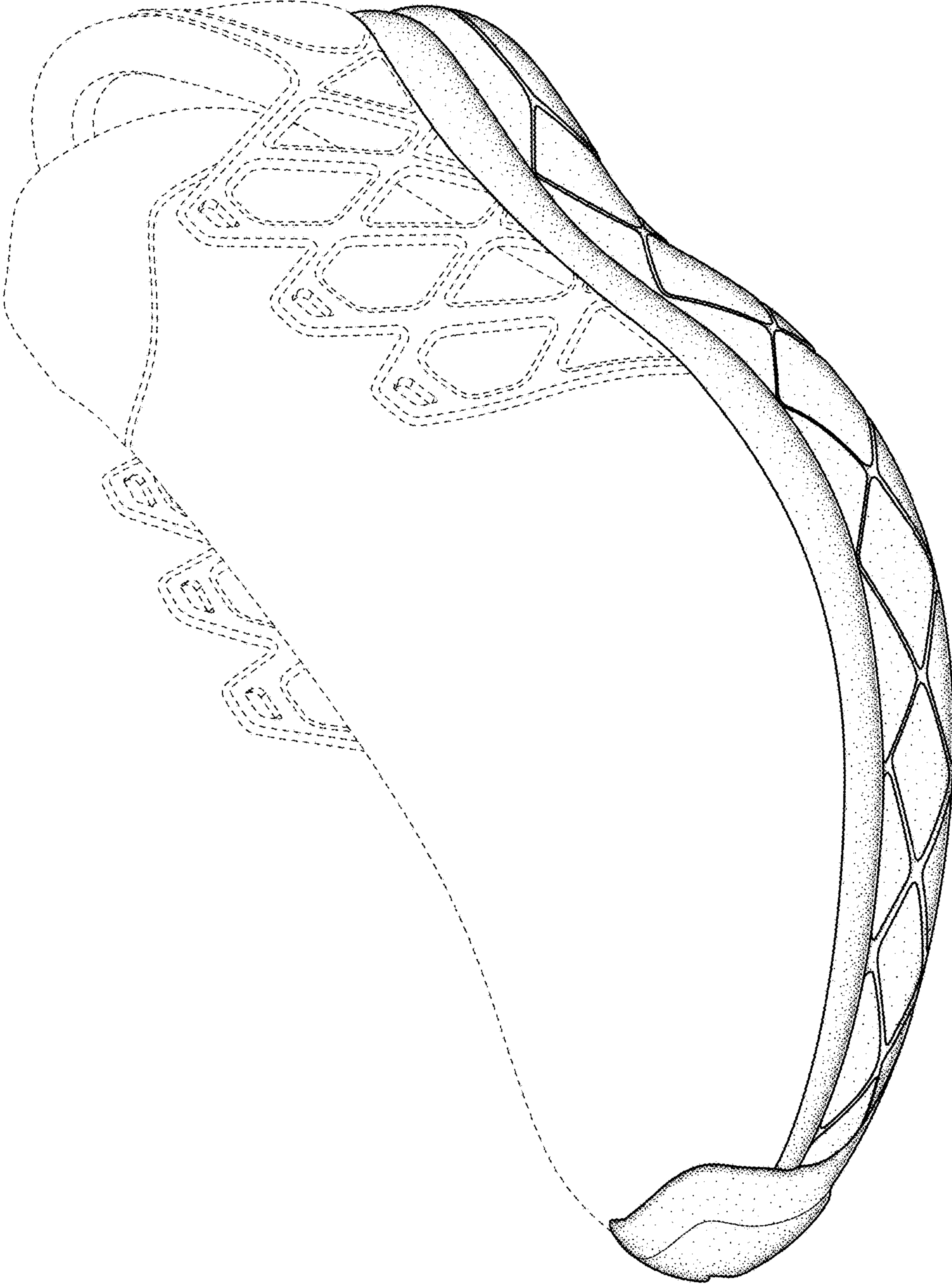


FIG. 1

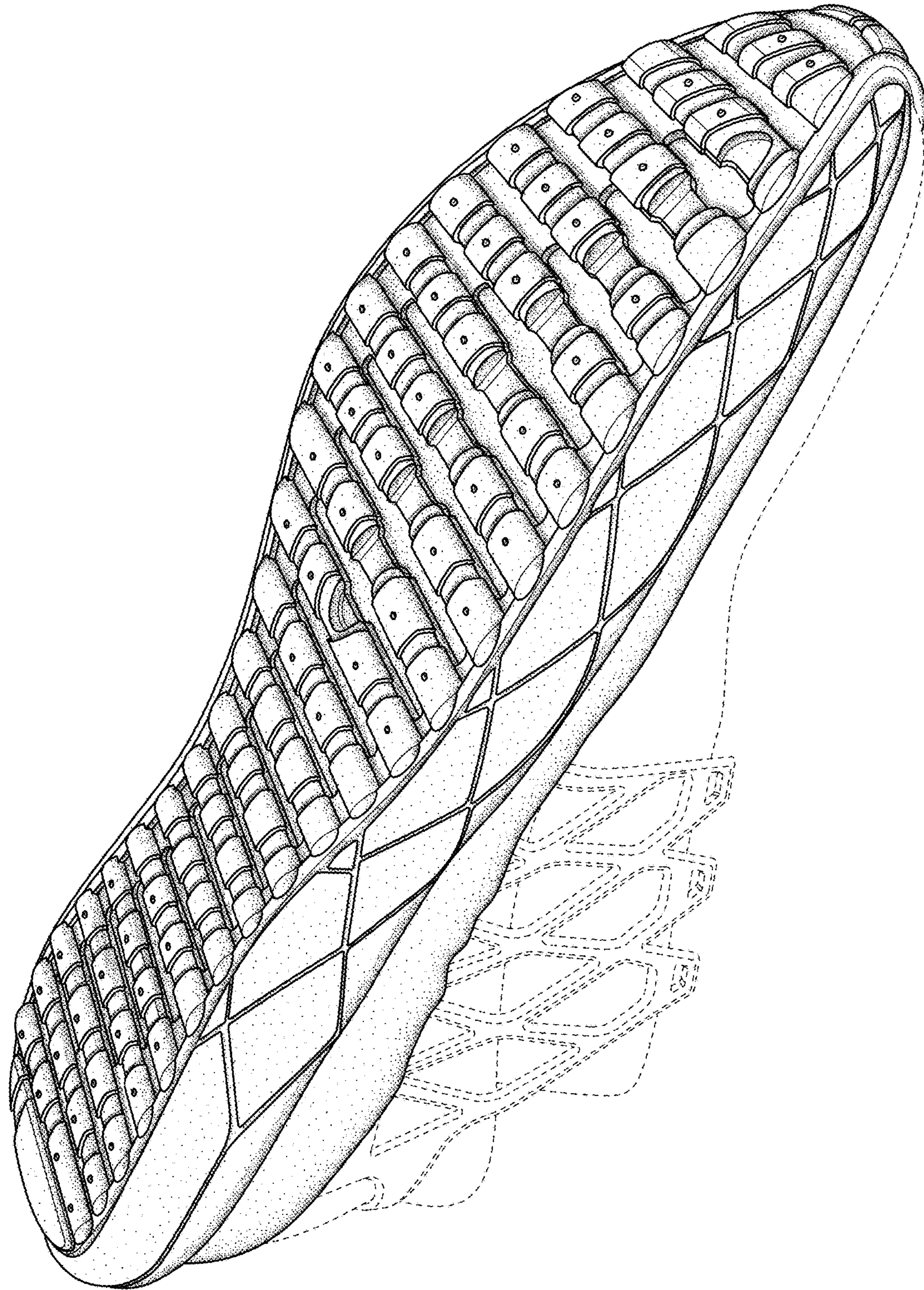


FIG. 2

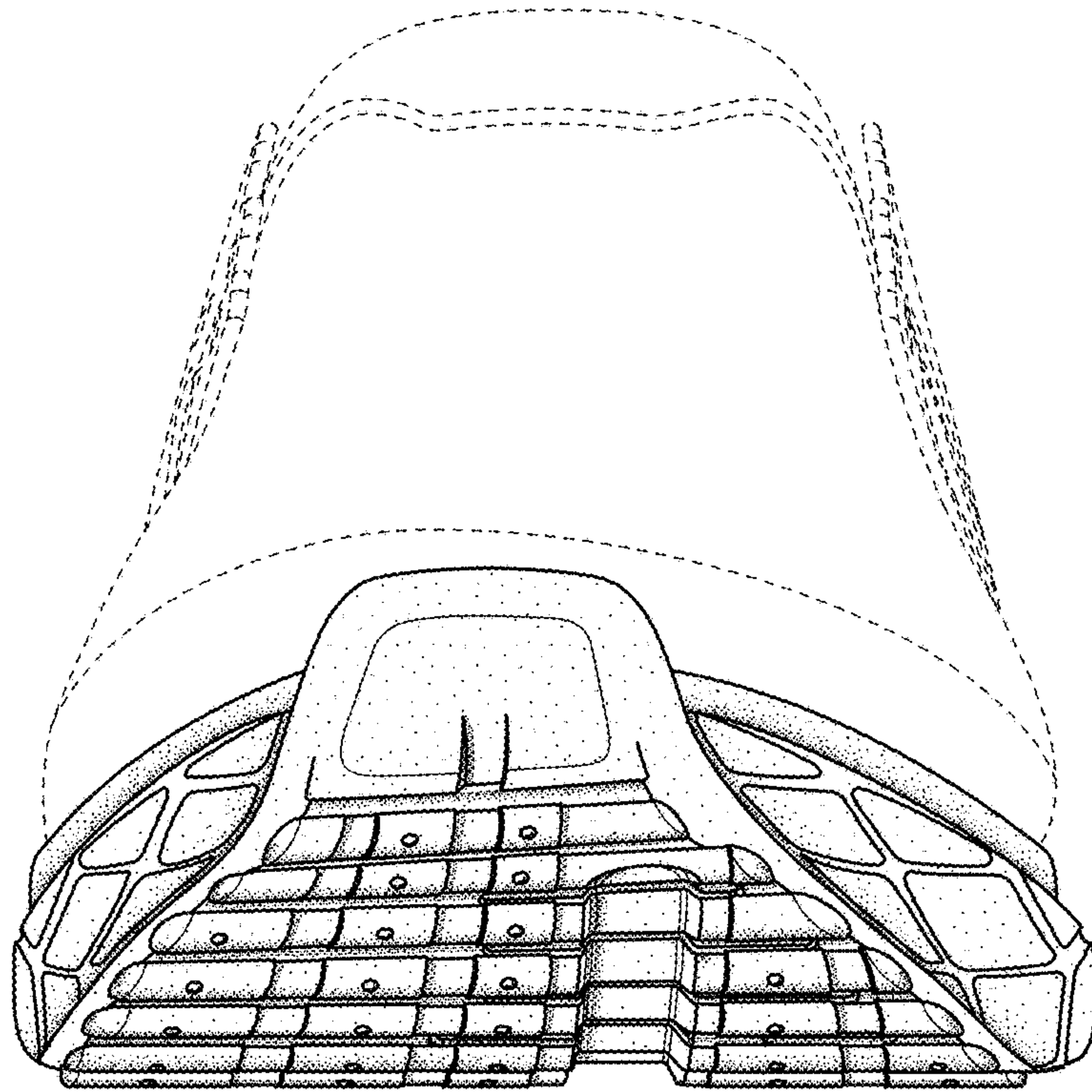


FIG. 3

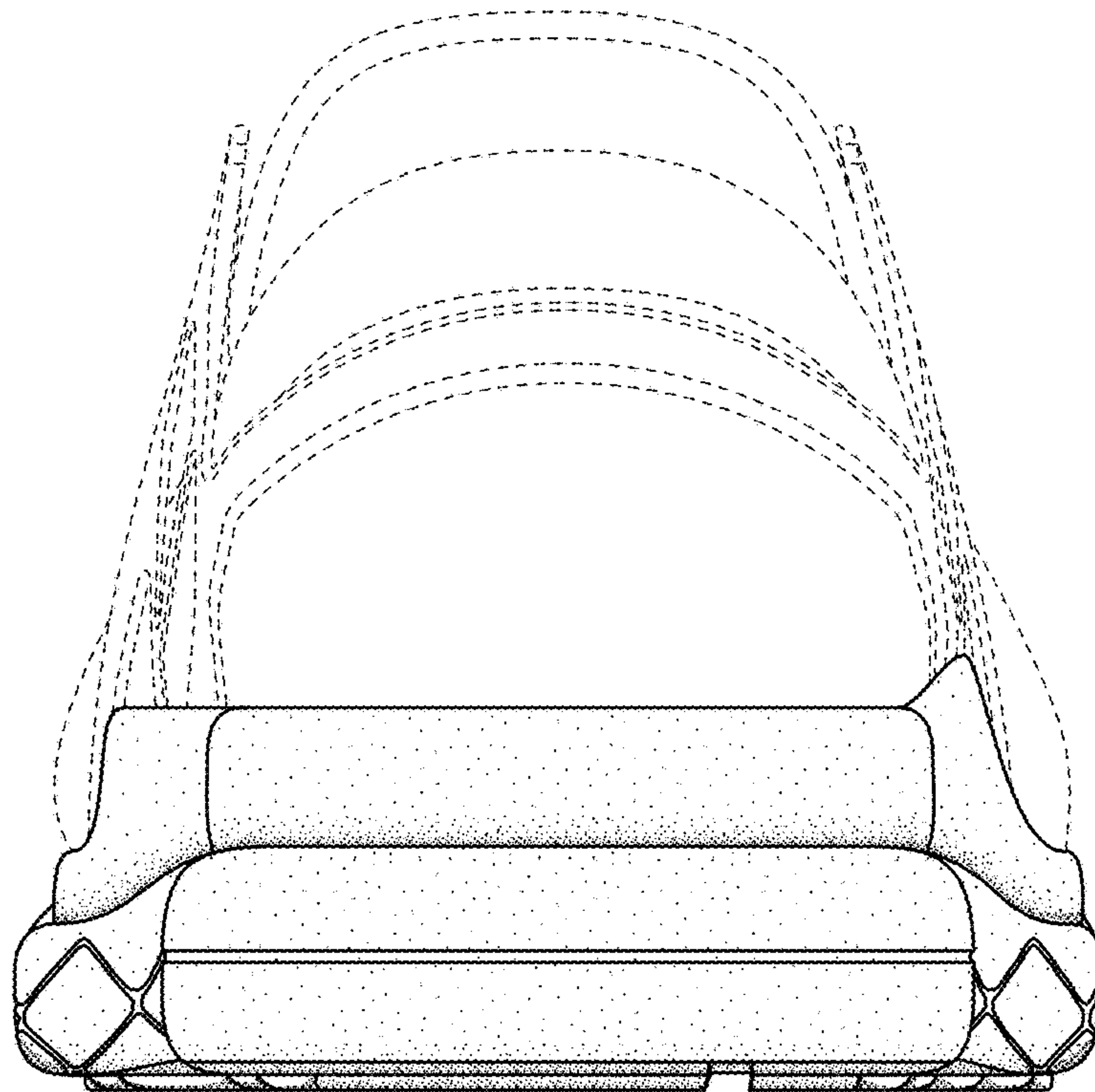


FIG. 4

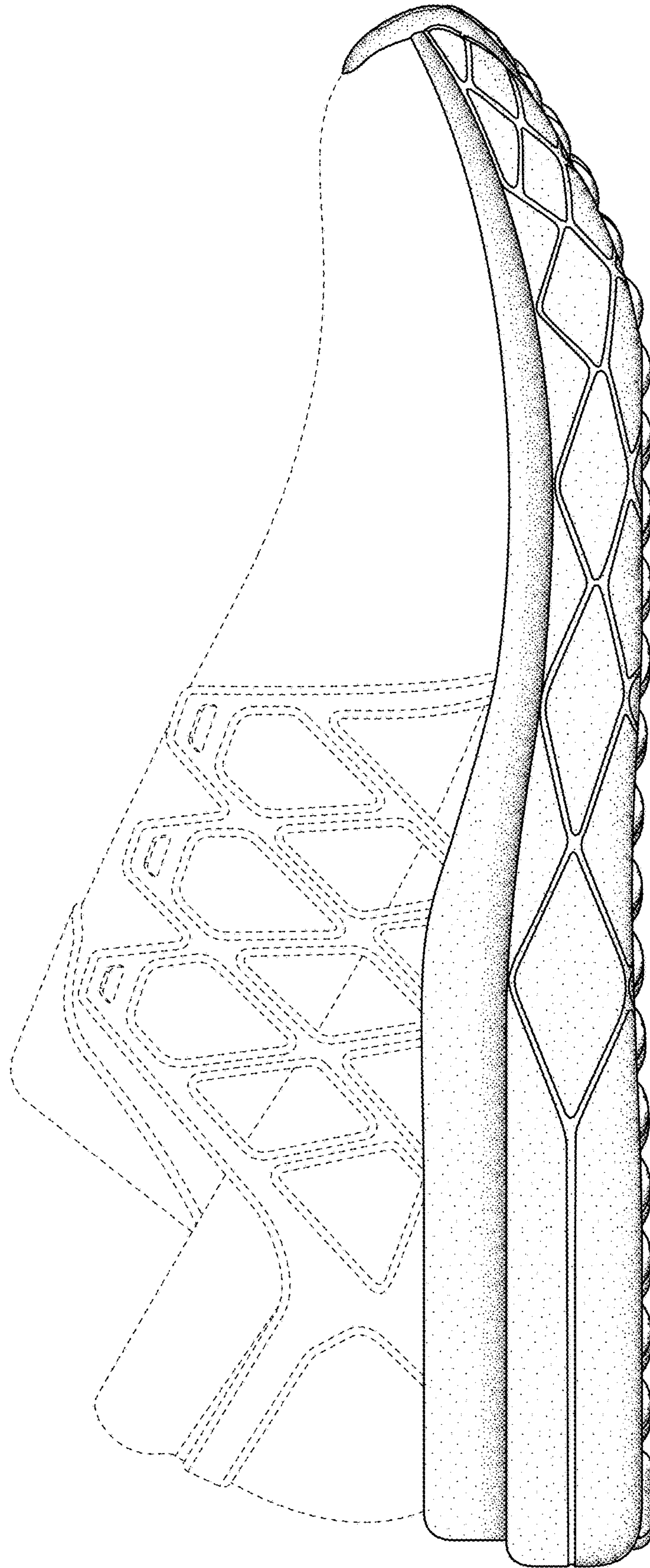


FIG. 5

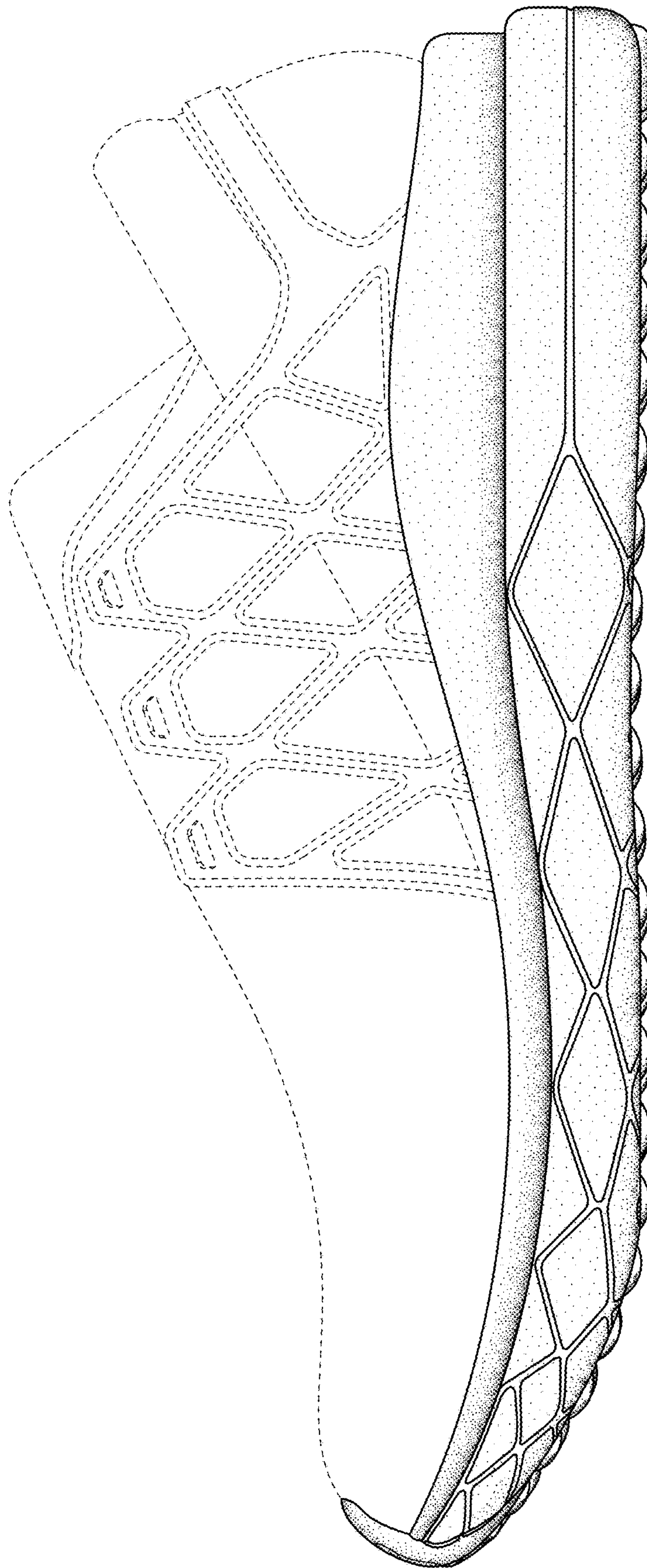


FIG. 6

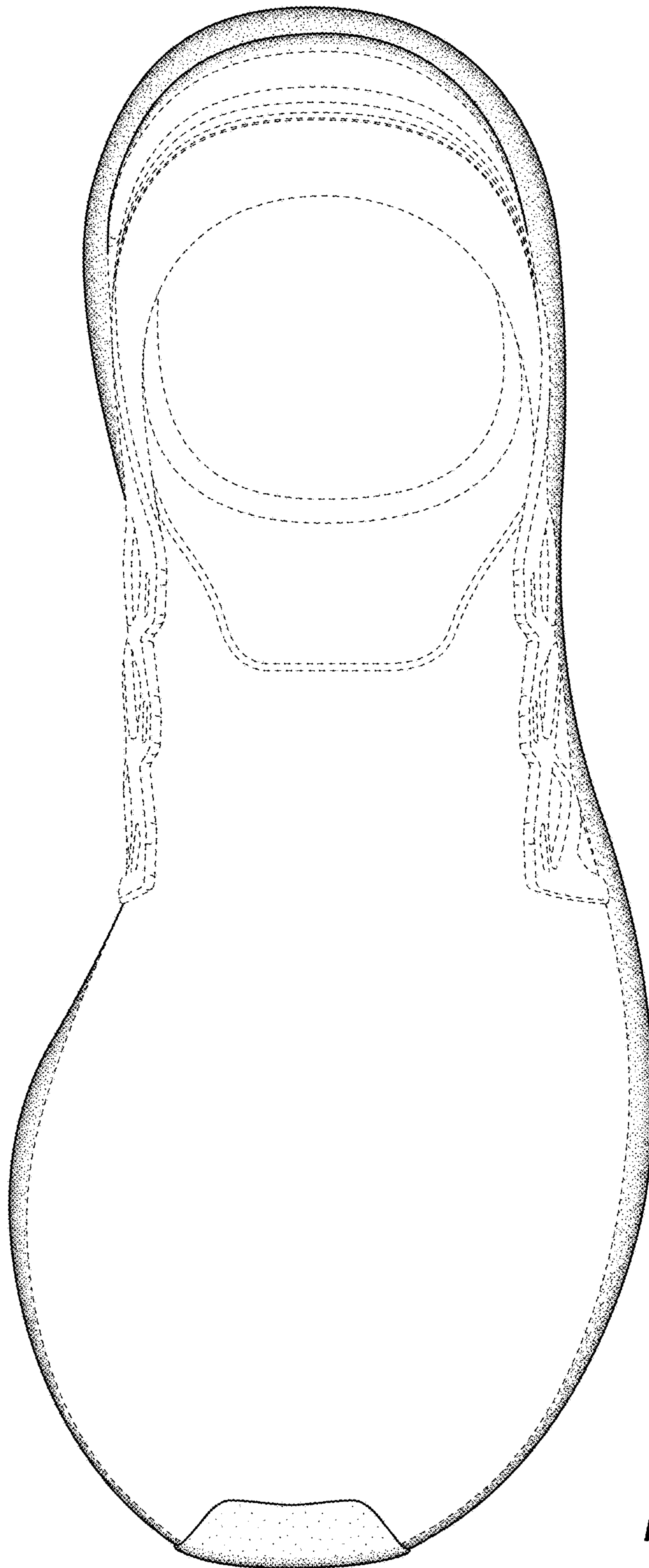


FIG. 7

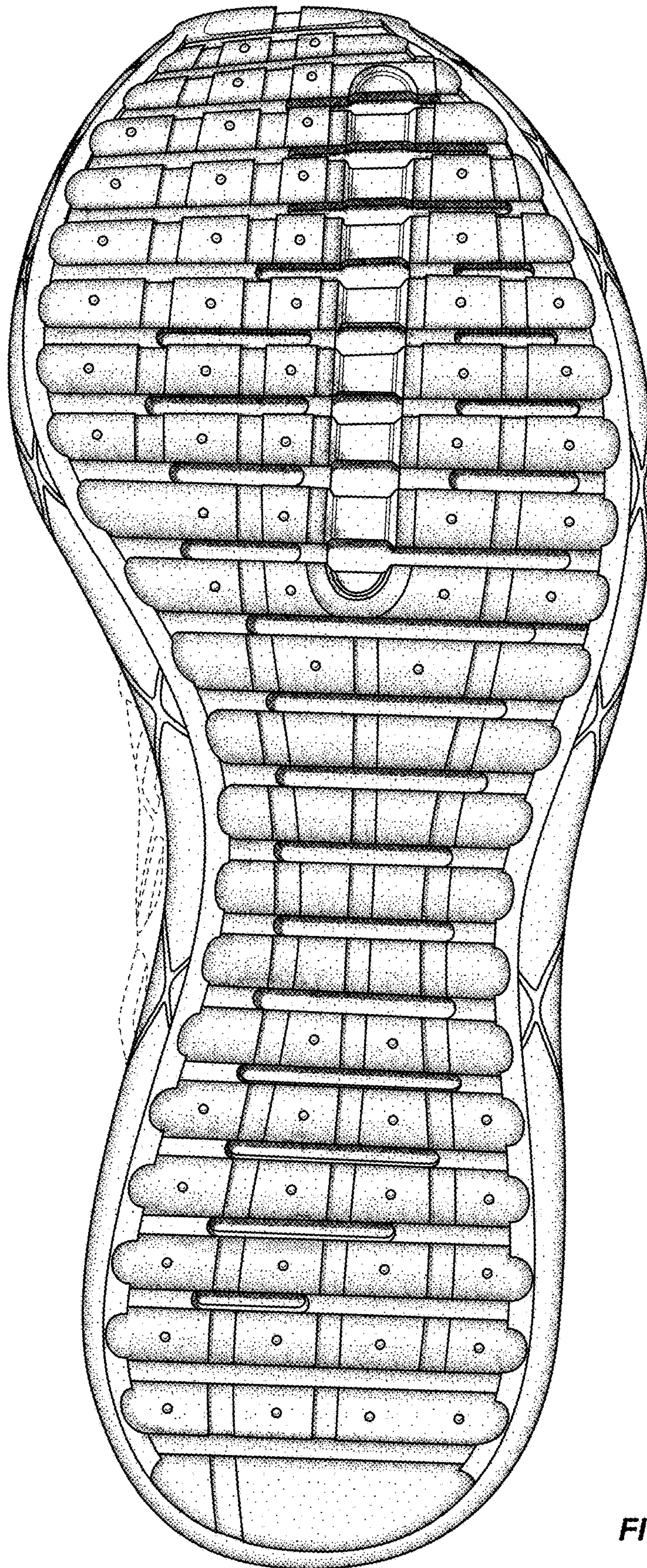


FIG. 8