



US00D825130S

(12) **United States Design Patent** (10) **Patent No.:** **US D825,130 S**
Duvigneau (45) **Date of Patent:** **** Aug. 7, 2018**

- (54) **TRASH BIN**
- (71) Applicant: **CURVER LUXEMBOURG SARL**,
Nieder Korn (LU)
- (72) Inventor: **Nikolai Duvigneau**, Zichron Yaacov
(IL)
- (73) Assignee: **CURVER LUXEMBOURG SARL**,
Neidercorn (LU)
- (**) Term: **15 Years**
- (21) Appl. No.: **29/593,111**
- (22) Filed: **Feb. 6, 2017**

Related U.S. Application Data

- (62) Division of application No. 29/533,022, filed on Jul. 13, 2015, now Pat. No. Des. 803,505.

Foreign Application Priority Data

- Jan. 11, 2015 (IL) 0056428
- (51) **LOC (11) Cl.** **09-09**
- (52) **U.S. Cl.**
USPC **D34/9**
- (58) **Field of Classification Search**
USPC D34/1-11; 220/288, 263, 211, 908, 810,
220/260
CPC B65F 1/1615; B65F 1/168
See application file for complete search history.

References Cited

U.S. PATENT DOCUMENTS

- D486,284 S 2/2004 Brand
- D559,494 S 1/2008 Wei et al.
- D564,170 S 3/2008 Chen
- D584,469 S 1/2009 Hsu et al.
- D623,819 S 9/2010 Chang et al.

- D626,713 S 11/2010 Yang et al.
- D632,864 S 2/2011 Chang
- D636,961 S 4/2011 Duvigneau
- D648,500 S 11/2011 Haimoff
- D758,686 S 7/2016 Beumer
- D766,536 S 9/2016 Karatas et al.
- D769,565 S 10/2016 Chen

OTHER PUBLICATIONS

All the references in the Parent case #29533022 have been included in the IDS filed on Feb. 6, 2017. No additional references are found.*

* cited by examiner

Primary Examiner — Cynthia Ramirez

Assistant Examiner — Gino Colan

(74) *Attorney, Agent, or Firm* — Dorsey & Whitney LLP


(57) **CLAIM**

The ornamental design for a trash bin, as shown and described.

DESCRIPTION

FIG. 1 is a front, top, right perspective view of a trash bin showing my new design;
 FIG. 2 is a rear, top, right perspective view of the trash bin seen in FIG. 1;
 FIG. 3 is a front elevation view of the trash bin seen in FIG. 1;
 FIG. 4 is a rear elevation view of the trash bin seen in FIG. 1;
 FIG. 5 is a left side elevation view of the trash bin seen in FIG. 1; the right side being a mirror image thereof; and,
 FIG. 6 is a top plan view of the trash bin seen in FIG. 1.
 The broken lines shown in the figures are included for the purpose of illustrating portions of the trash bin and form no part of the claimed design.

1 Claim, 6 Drawing Sheets






FIG. 1

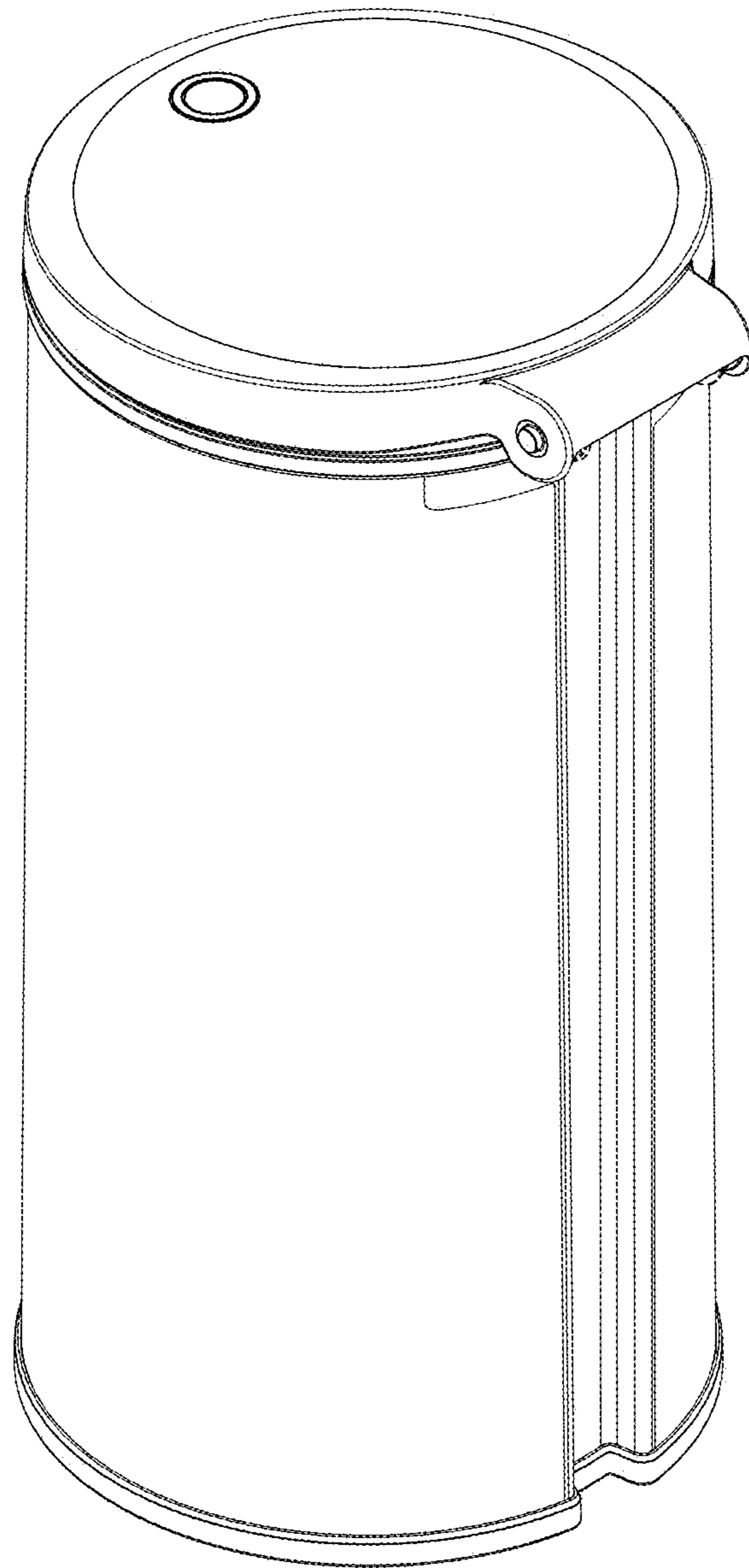


FIG. 2




FIG. 3

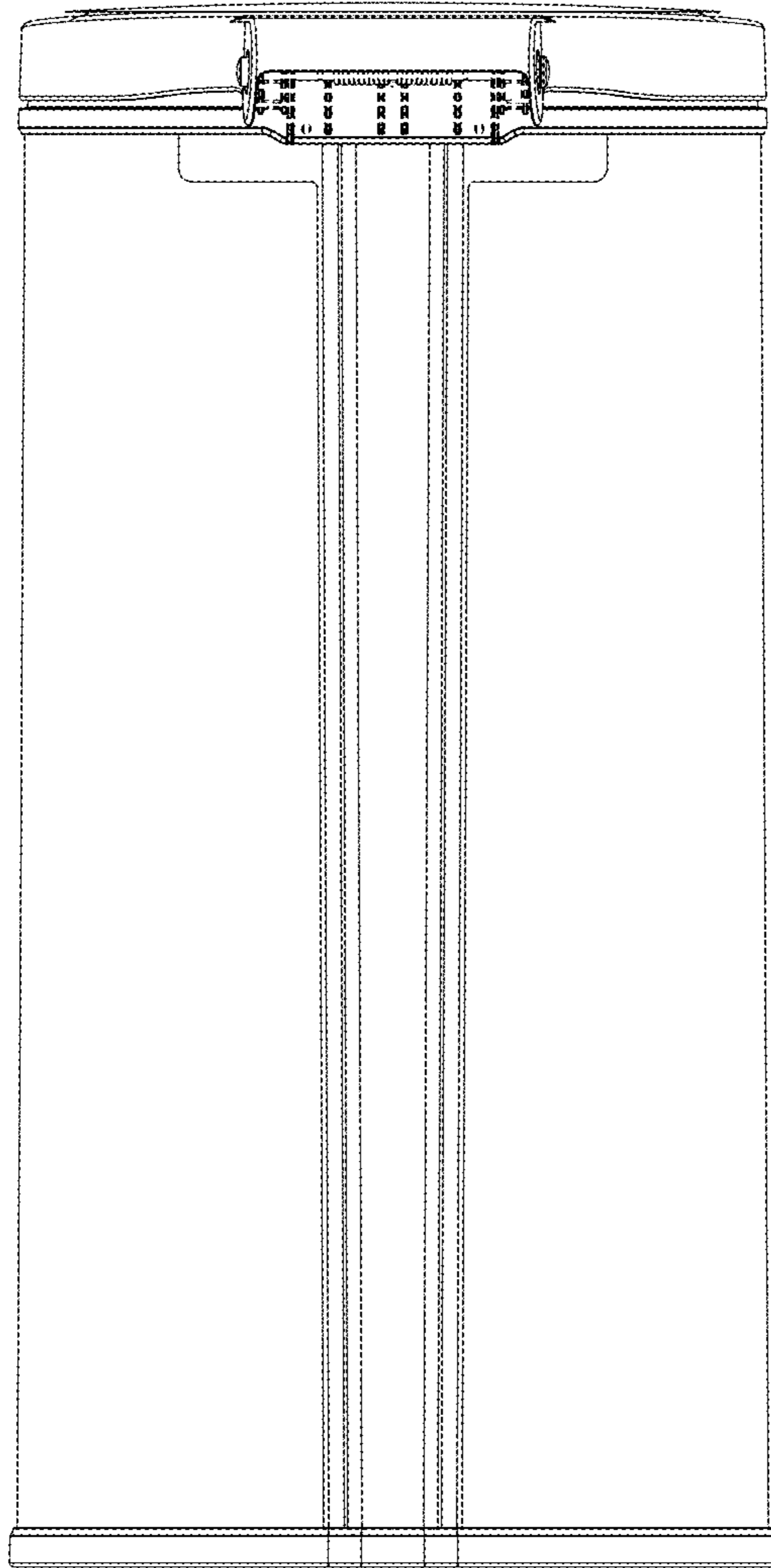


FIG. 4




FIG. 5

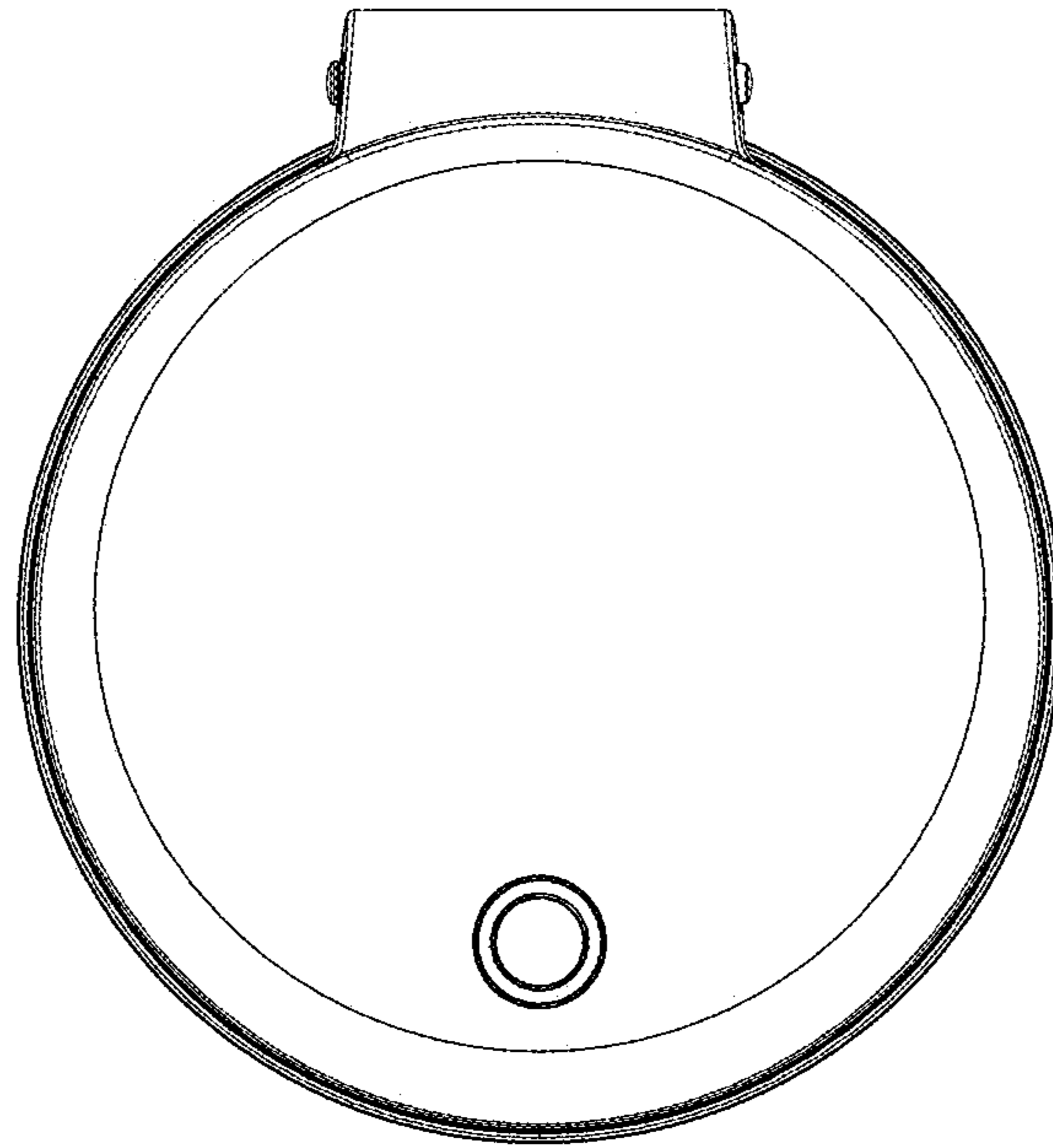


FIG. 6