



US00D825106S

(12) **United States Design Patent** (10) **Patent No.:** **US D825,106 S**
Forti et al. (45) **Date of Patent:** **** Aug. 7, 2018**

(54) **RAZOR HANDLE**
(71) Applicant: **The Gillette Company LLC**, Boston, MA (US)
(72) Inventors: **Alexander Stephen Forti**, Dedham, MA (US); **Robert Harold Johnson**, Hingham, MA (US); **Hong Lu**, Newton, MA (US); **Vanessa Christie**, Boston, MA (US); **Thomas Anthony Gernetzke**, Beverly, MA (US); **Michael David Tinstman**, Malden, MA (US); **Benjamin Andrew Bangser**, Los Angeles, CA (US)
(73) Assignee: **The Gillette Company LLC**, Boston, MA (US)
(**) Term: **15 Years**
(21) Appl. No.: **29/588,551**
(22) Filed: **Dec. 21, 2016**
(51) **LOC (11) Cl.** **28-03**
(52) **U.S. Cl.**
USPC **D28/48**
(58) **Field of Classification Search**
USPC D28/46-48
CPC B26B 21/52-21/528; B26B 21/14-21/38; B26B 21/08; B26B 21/00
See application file for complete search history.

(56) **References Cited**
U.S. PATENT DOCUMENTS
D392,418 S * 3/1998 Gray D28/48
D396,129 S * 7/1998 Gray D28/46
D397,512 S * 8/1998 Gray D28/48
D404,527 S * 1/1999 Gray D28/48
D406,393 S * 3/1999 Gray D28/48
D407,849 S * 4/1999 Gray D28/47
D422,751 S * 4/2000 Gray D28/47

D438,342 S * 2/2001 Gray D28/48
D444,267 S * 6/2001 Gray D28/48
D500,174 S * 12/2004 Gray D28/48
D500,390 S * 12/2004 Gray D28/47
D509,321 S * 9/2005 Gray D28/46
D510,643 S * 10/2005 Gray D28/48
D515,740 S * 2/2006 Provost D28/46
D558,398 S * 12/2007 Park D28/46
D603,556 S * 11/2009 Rhoad D58/47
D603,557 S * 11/2009 Rhoad D28/47
D643,977 S * 8/2011 Wonderley D28/47
D661,425 S * 6/2012 Cataudella D28/46
D674,552 S * 1/2013 Barrow D28/48
D695,457 S * 12/2013 Watson D28/47
D725,824 S * 3/2015 Sims D28/48
D731,119 S * 6/2015 Daniel D28/46
D739,980 S * 9/2015 Psimadas D28/48
D741,009 S * 10/2015 Bruno D28/47

(Continued)

Primary Examiner — Jennifer Rivard
(74) *Attorney, Agent, or Firm* — Joanne N. Pappas; Kevin C. Johnson

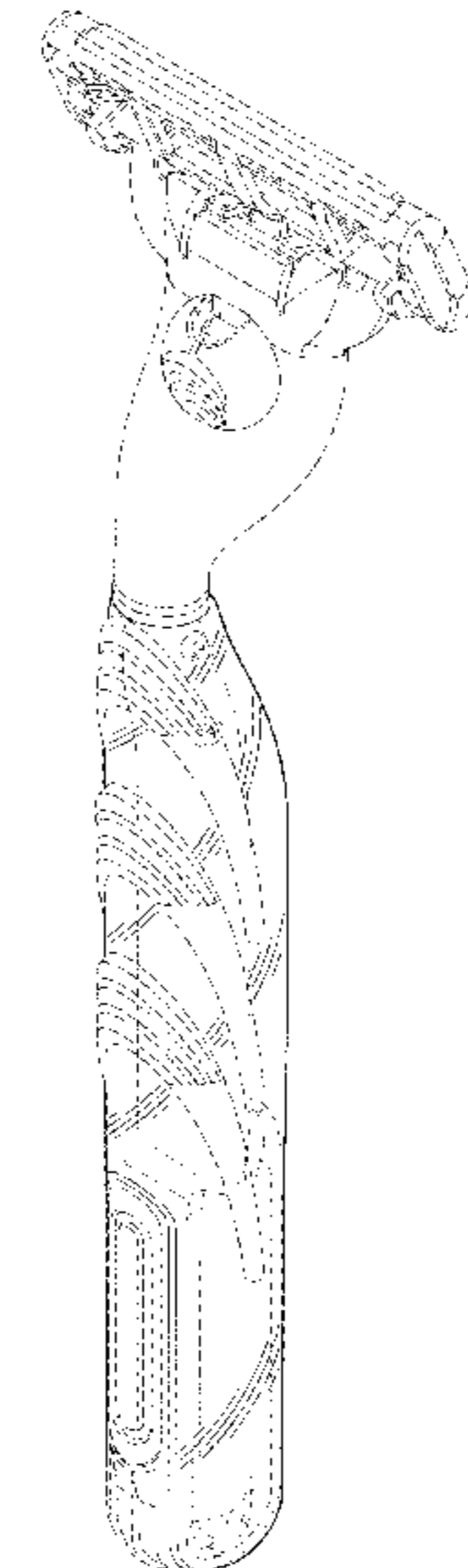
(57) **CLAIM**

The ornamental design for a razor handle, as shown and described.

DESCRIPTION

FIG. 1 is a perspective view of a razor handle of the present invention showing a transparent cover;
FIG. 2 is a front view of the razor handle of FIG. 1;
FIG. 3 is a back view of the razor handle of FIG. 1;
FIG. 4 is a right side view of the razor handle of FIG. 1;
FIG. 5 is a left side view of the razor handle of FIG. 1;
FIG. 6 is a top view of the razor handle of FIG. 1; and,
FIG. 7 is a bottom view of the razor handle of FIG. 1.
The razor head that is shown in broken lines illustrates the environment of the claim. The remaining broken lines illustrate portions of the razor handle. None of the broken lines form part of the claimed design.

1 Claim, 5 Drawing Sheets



(56)

References Cited

U.S. PATENT DOCUMENTS

| | | | | | |
|------------|---|--------|-------|-------|--------|
| D766,506 S | * | 9/2016 | Bruno | | D28/47 |
| D779,122 S | * | 2/2017 | Dubin | | D28/48 |
| D787,125 S | * | 5/2017 | Dubin | | D28/48 |
| D787,127 S | * | 5/2017 | Dubin | | D28/48 |

* cited by examiner

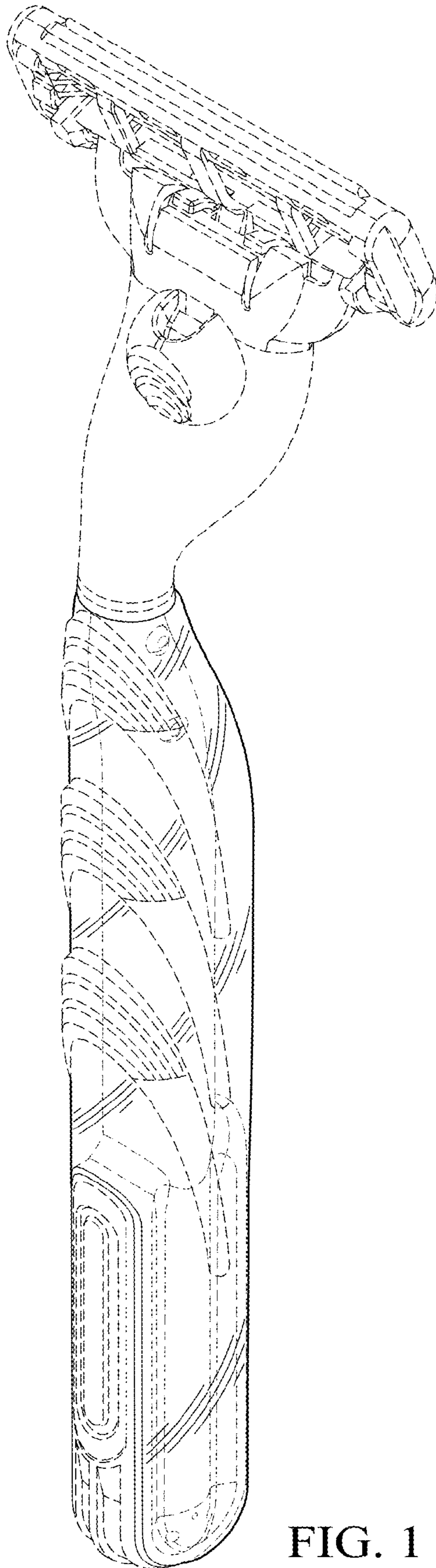


FIG. 1

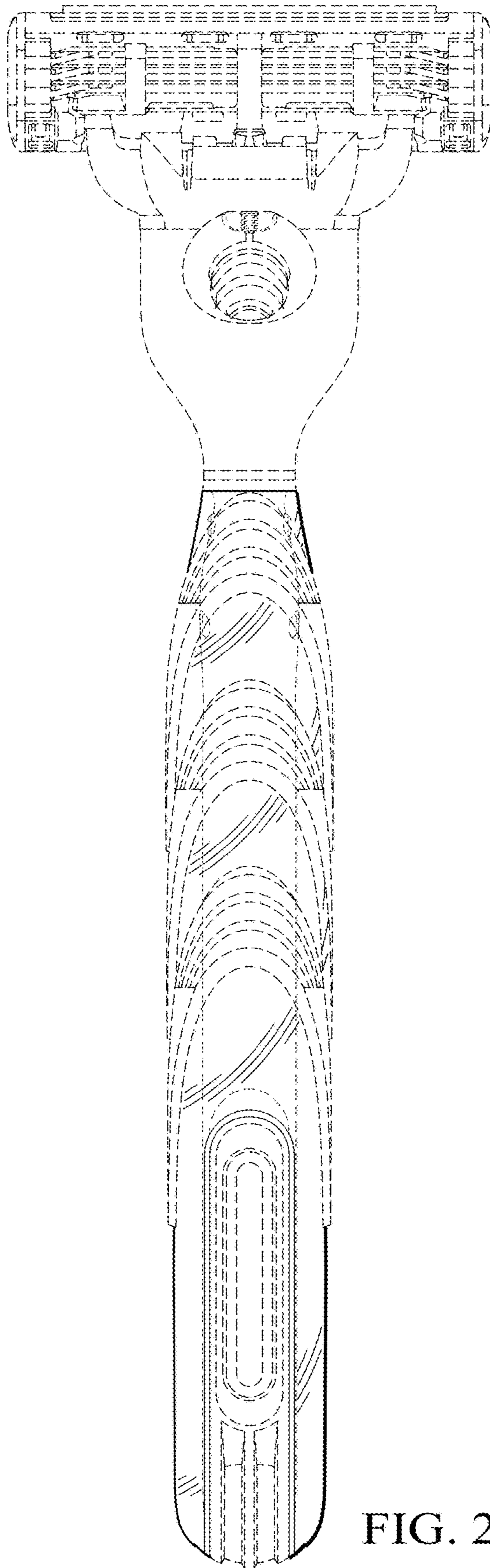


FIG. 2

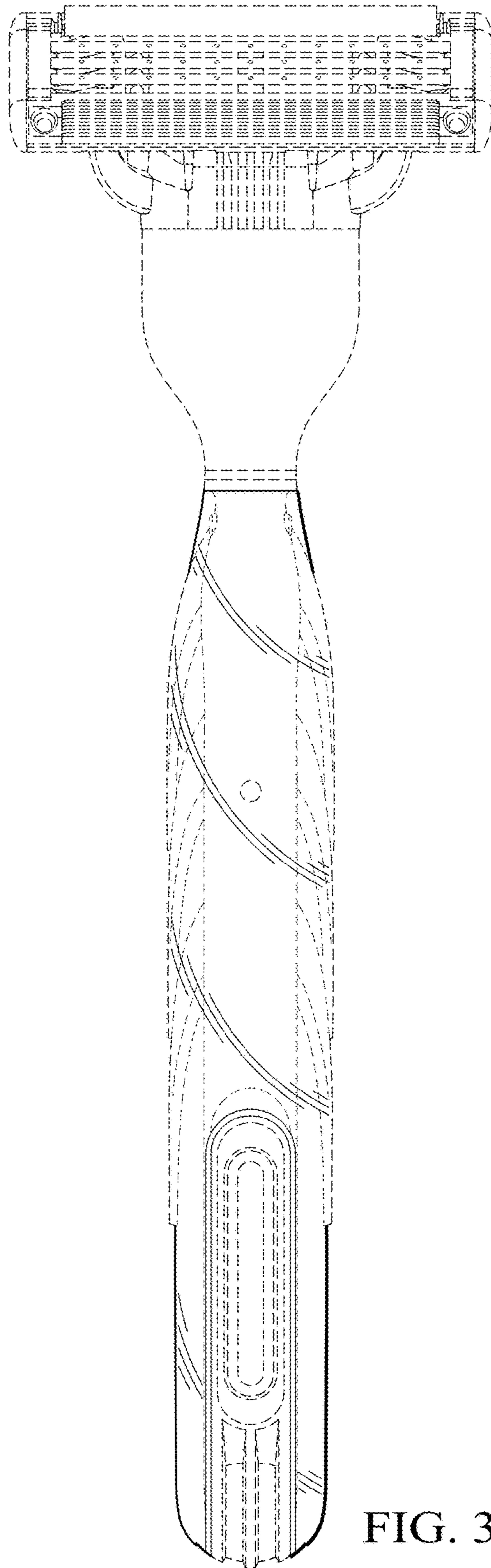


FIG. 3

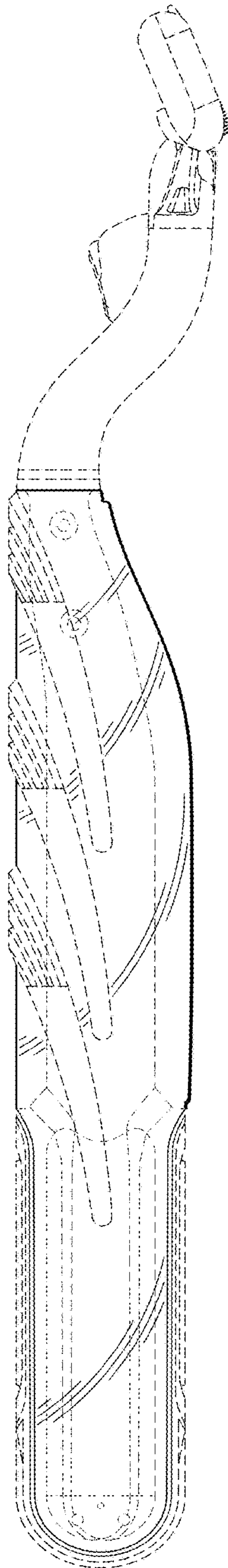


FIG. 4

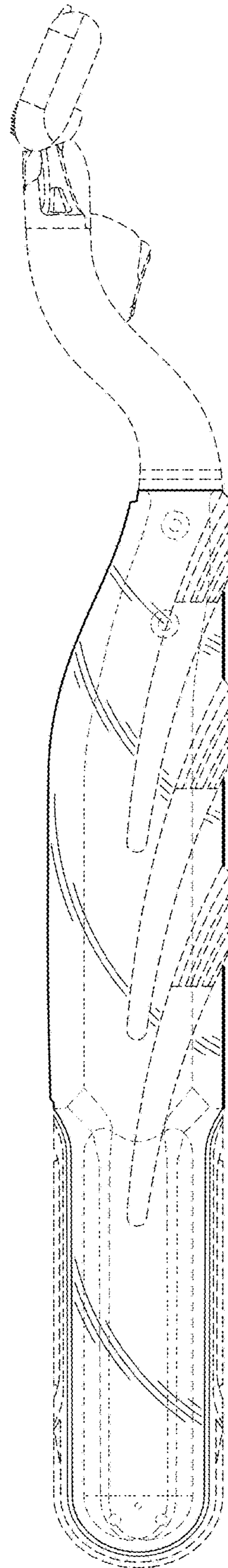


FIG. 5

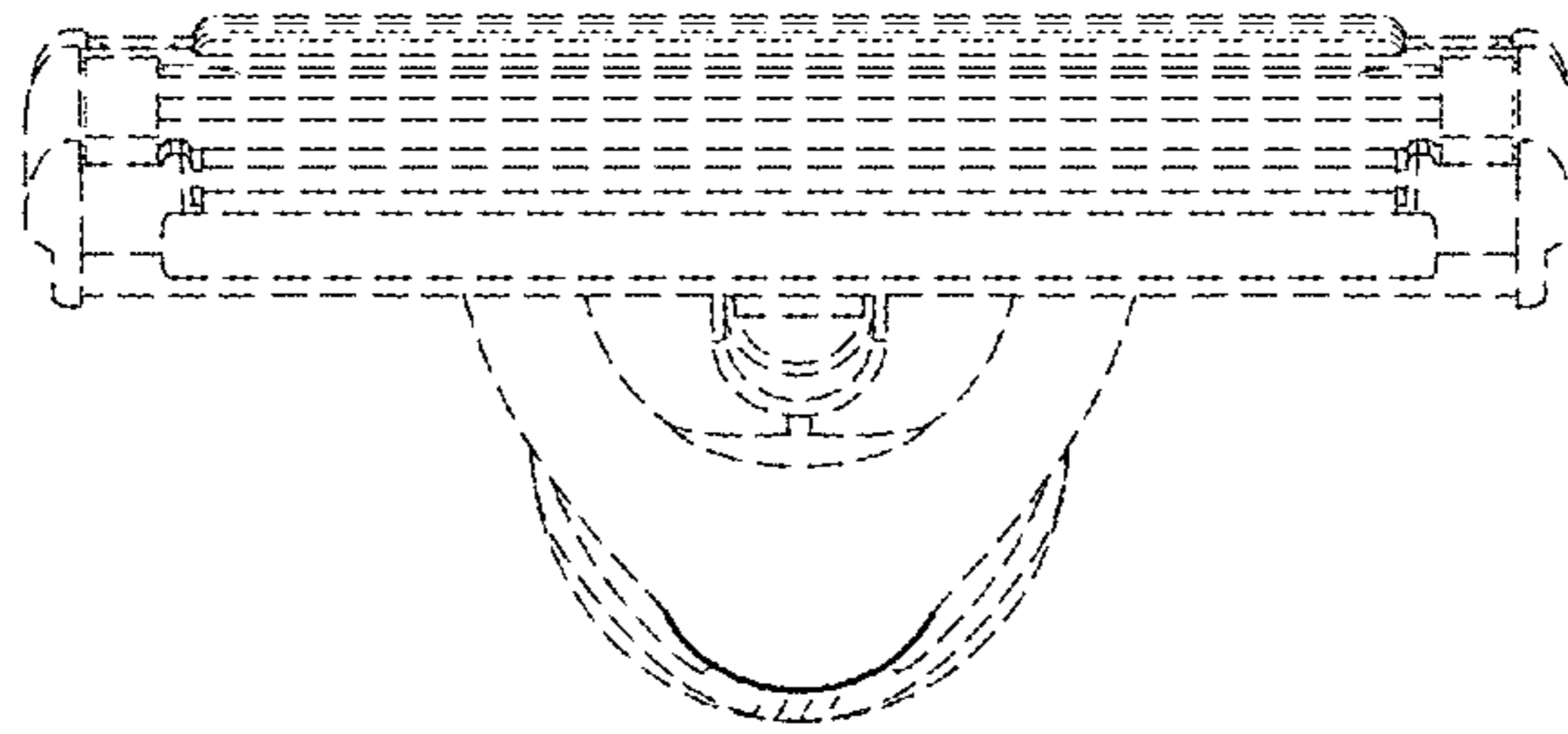


FIG. 6

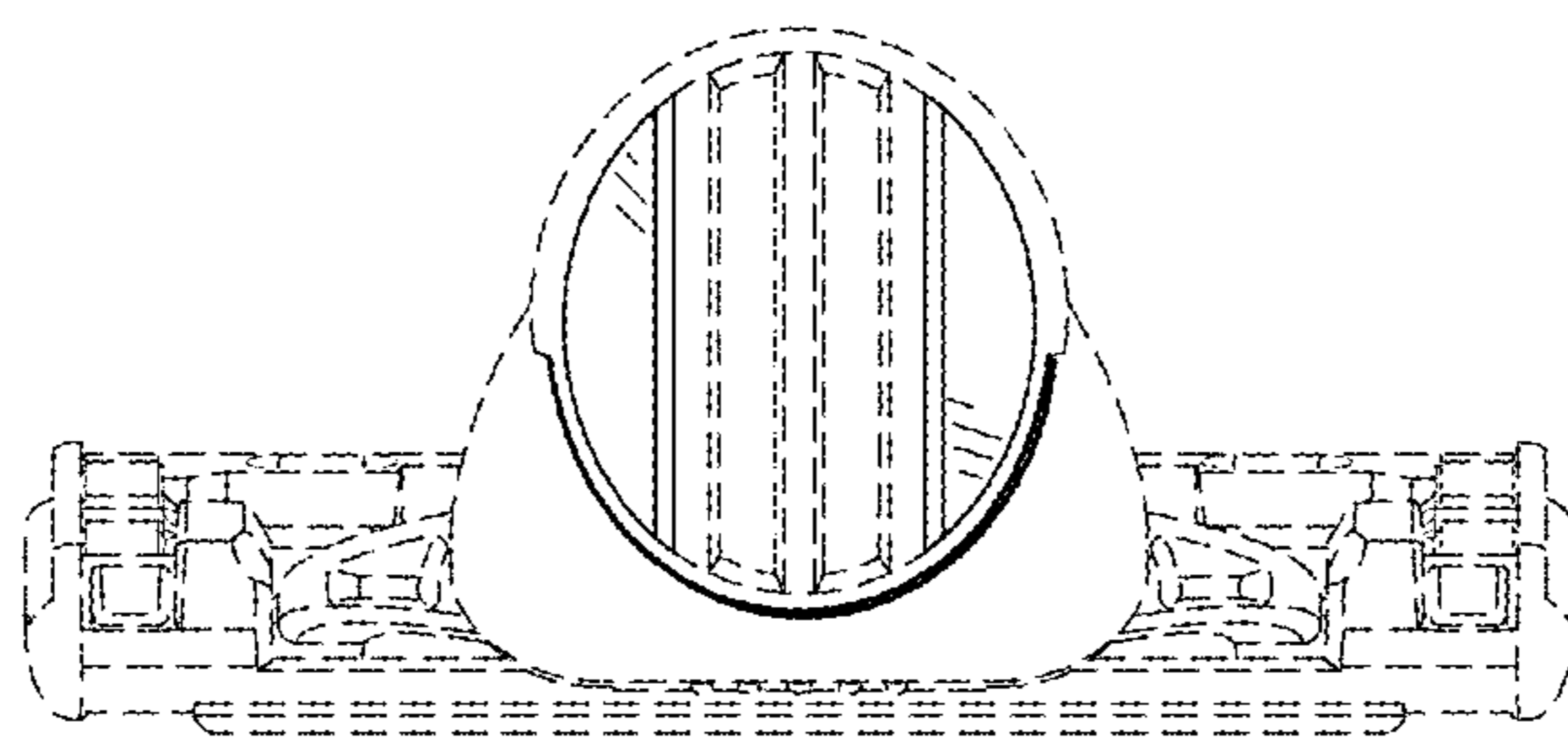


FIG. 7