



US00D825070S

(12) **United States Design Patent** (10) **Patent No.:** **US D825,070 S**  
**Henry** (45) **Date of Patent:** **\*\* Aug. 7, 2018**

(54) **SALT BOOTH**  
(71) Applicant: **Robert D. Henry Architects**, New York, NY (US)  
(72) Inventor: **Robert Henry**, Brooklyn, NY (US)  
(73) Assignee: **ROBERT D. HENRY ARCHITECTS**, New York, NY (US)  
(\*\*) Term: **15 Years**  
(21) Appl. No.: **29/577,260**  
(22) Filed: **Sep. 12, 2016**  
(51) **LOC (11) Cl.** ..... **23-02**  
(52) **U.S. Cl.**  
USPC ..... **D24/202**  
(58) **Field of Classification Search**  
USPC ..... D24/201-205, 213; D23/276-278, D23/280.1-280.3, 280.4, 283; D25/2; D28/56, 61; D6/334, 335, 336, 338, 367, D6/708.18, 709, 710, 716.1, 716.3, 716.4; 297/452.1, DIG. 7; 210/153, 167.06, 210/167.1; 4/541.6, 574.1, 580, 596, 601, 4/622; 5/12.1, 12.2; 601/54-158; 607/86; 219/433, 439; 422/41  
CPC .. A47C 1/02; A47C 1/024; A47C 1/04; A47C 1/06; A47C 7/18; A47C 7/24; A47C 17/00; A47C 17/02; A47C 17/175; A47K 3/02; A47K 3/022; A47K 3/062; A61H 33/6005; A61H 33/6021; A61H 33/6089; A61H 33/6094; A61H 2035/004; A61H 35/006; A61H 35/00; A61D 11/00; A61F 7/0085

2,993,212 A \* 7/1961 Ruhm ..... A47K 3/284  
4/596  
D276,175 S \* 10/1984 McMillan ..... D23/283  
D346,015 S \* 4/1994 Maskell ..... D23/275  
6,363,547 B1 \* 4/2002 Perry ..... A47K 3/30  
4/612

(Continued)

**OTHER PUBLICATIONS**

Salt Chamber Partners With Robert D. Henry Architects on Designing Salt Booth and Cabin to Debut at ISPA in September, posted at saltchamberinc.com, posted Oct. 2016, © 2015-2017 S.A.L.T. Chamber, [online], visited Jul. 24, 2017, URL:http://www.saltchamberinc.com/salt-chamber-partners-with-robert-d-henry-architects/.\*

*Primary Examiner* — Anhdao Doan  
*Assistant Examiner* — Mary Shannon Malley  
(74) *Attorney, Agent, or Firm* — Mannava & Kang, P.C.; Arash Behravesh

(57) **CLAIM**

What is claimed is the ornamental design for a salt booth, as shown and described.

**DESCRIPTION**

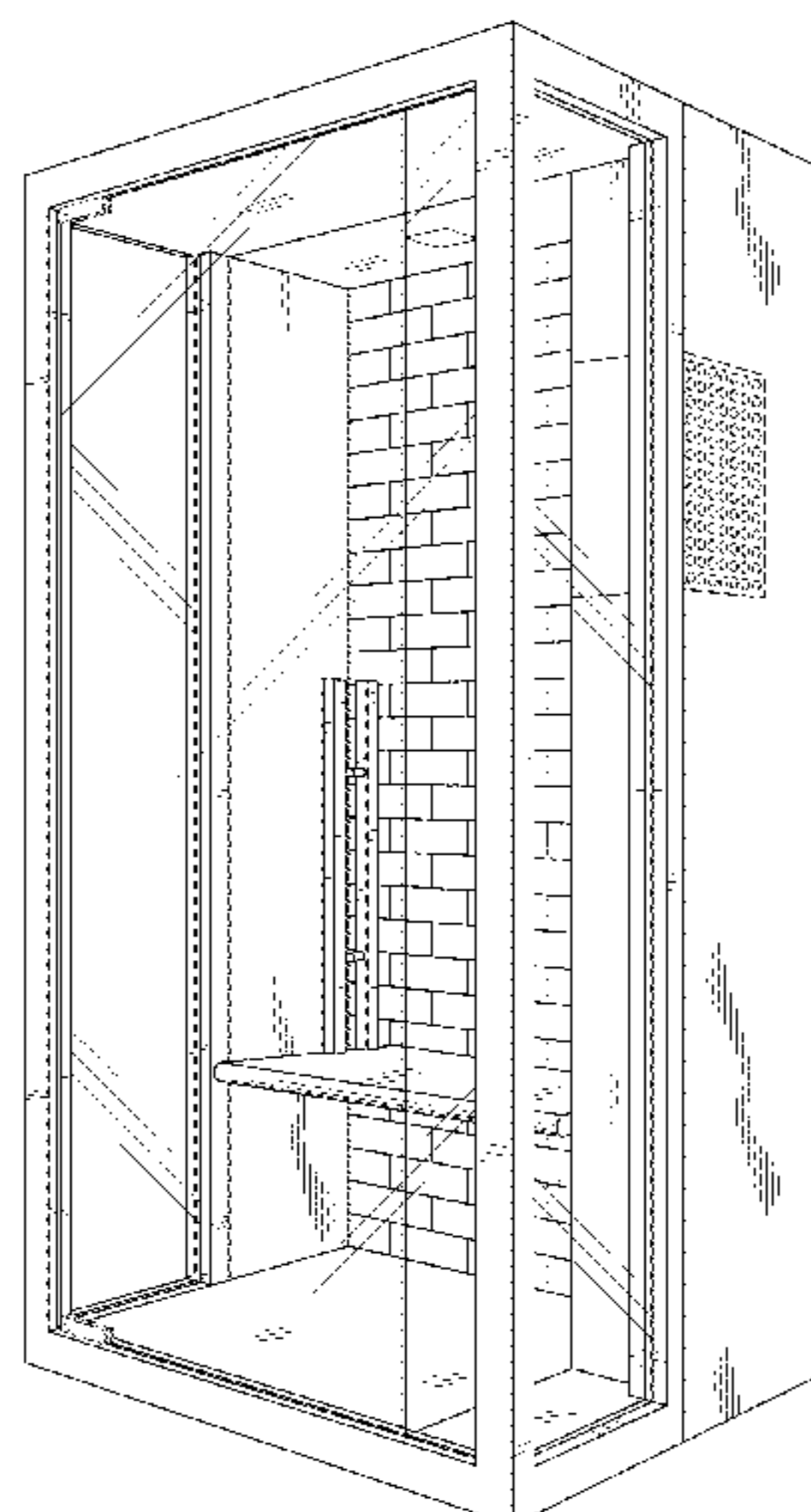
FIG. 1 is a left side perspective view of a salt booth; FIG. 2 is a right side perspective view of the salt booth; FIG. 3 is a front view of the salt booth in FIG. 1 showing a back wall made of salt bricks; FIG. 4 is a back view of the salt booth in FIG. 1; FIG. 5 is a right side view of the salt booth in FIG. 1; FIG. 6; is a left side view of the salt booth in FIG. 1; FIG. 7 is a top view of the salt booth in FIG. 1; FIG. 8 is a bottom view of the salt booth in FIG. 1; and, FIG. 9 is a front view of the salt booth in FIG. 1, the only difference being the salt bricks on the back wall removed from the claim.

The broken lines show portions of the salt booth that form no part of the claimed design.

**1 Claim, 5 Drawing Sheets**

(56) **References Cited**  
U.S. PATENT DOCUMENTS

1,664,491 A \* 4/1928 Siegel ..... A47K 3/20  
4/557  
2,343,201 A \* 2/1944 Nilson ..... A47K 3/283  
4/612



(56)

**References Cited**

U.S. PATENT DOCUMENTS

D523,124 S *	6/2006	Lebrun .....	D23/283
D567,342 S *	4/2008	Van Doorn .....	D23/283
D567,956 S *	4/2008	Gay .....	D24/202
D621,010 S *	8/2010	Hoernig .....	D23/283
D676,974 S *	2/2013	Zack .....	D24/203
2008/0184478 A1 *	8/2008	Howard .....	A47K 3/284 4/596
2017/0071415 A1 *	3/2017	Rosko .....	A47K 3/283

\* cited by examiner

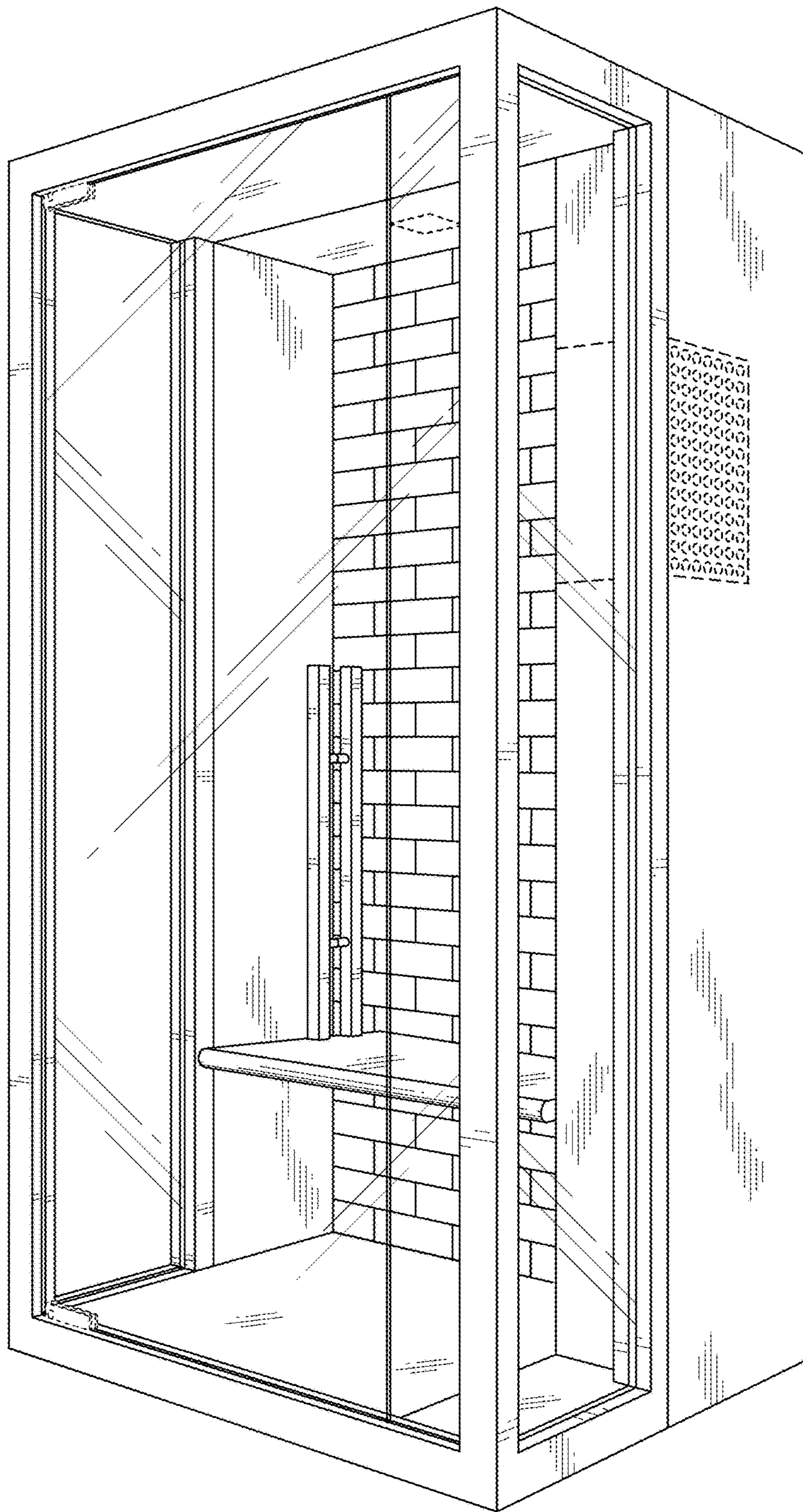


Fig. 1




Fig. 2

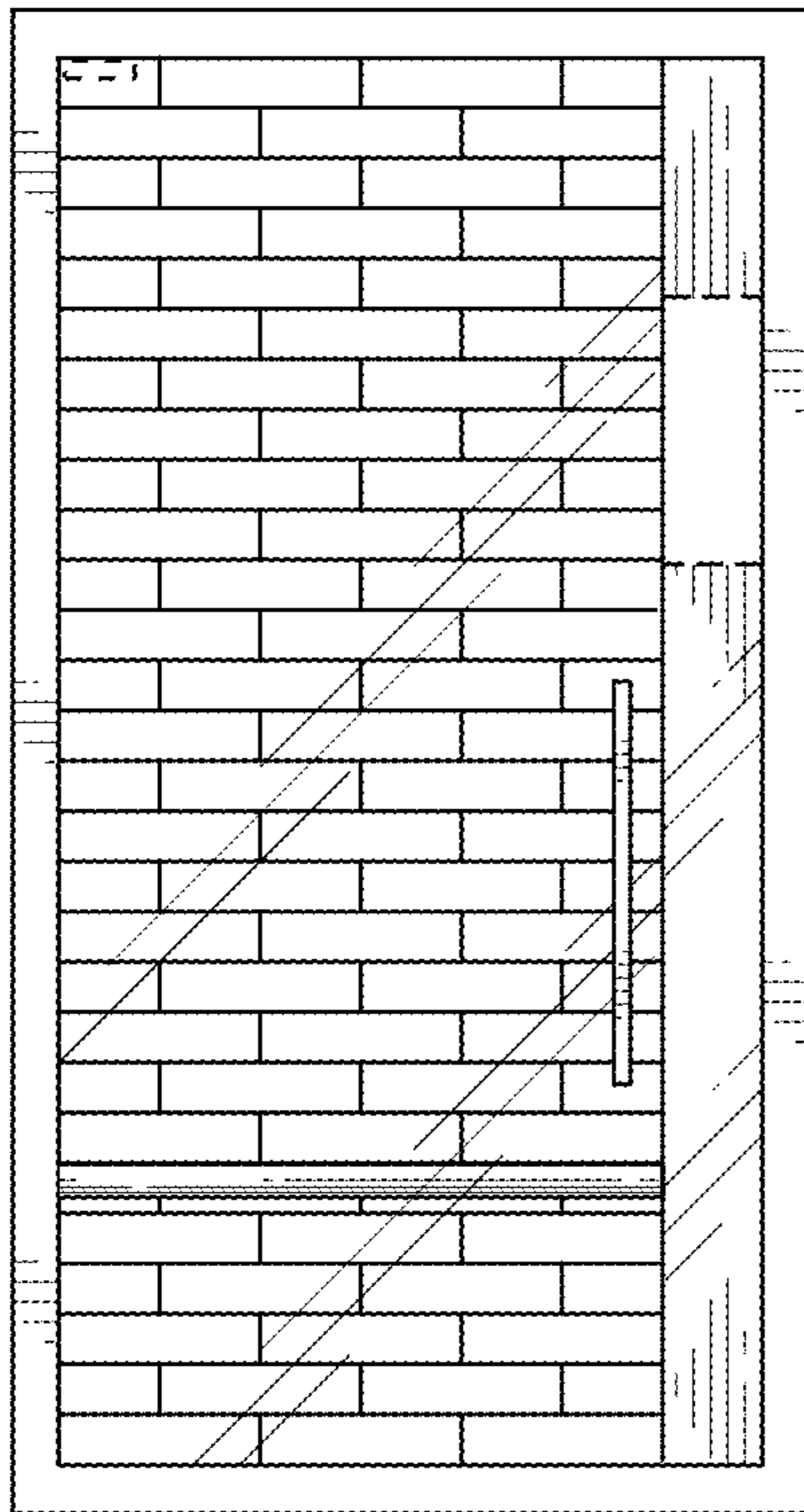


Fig. 3

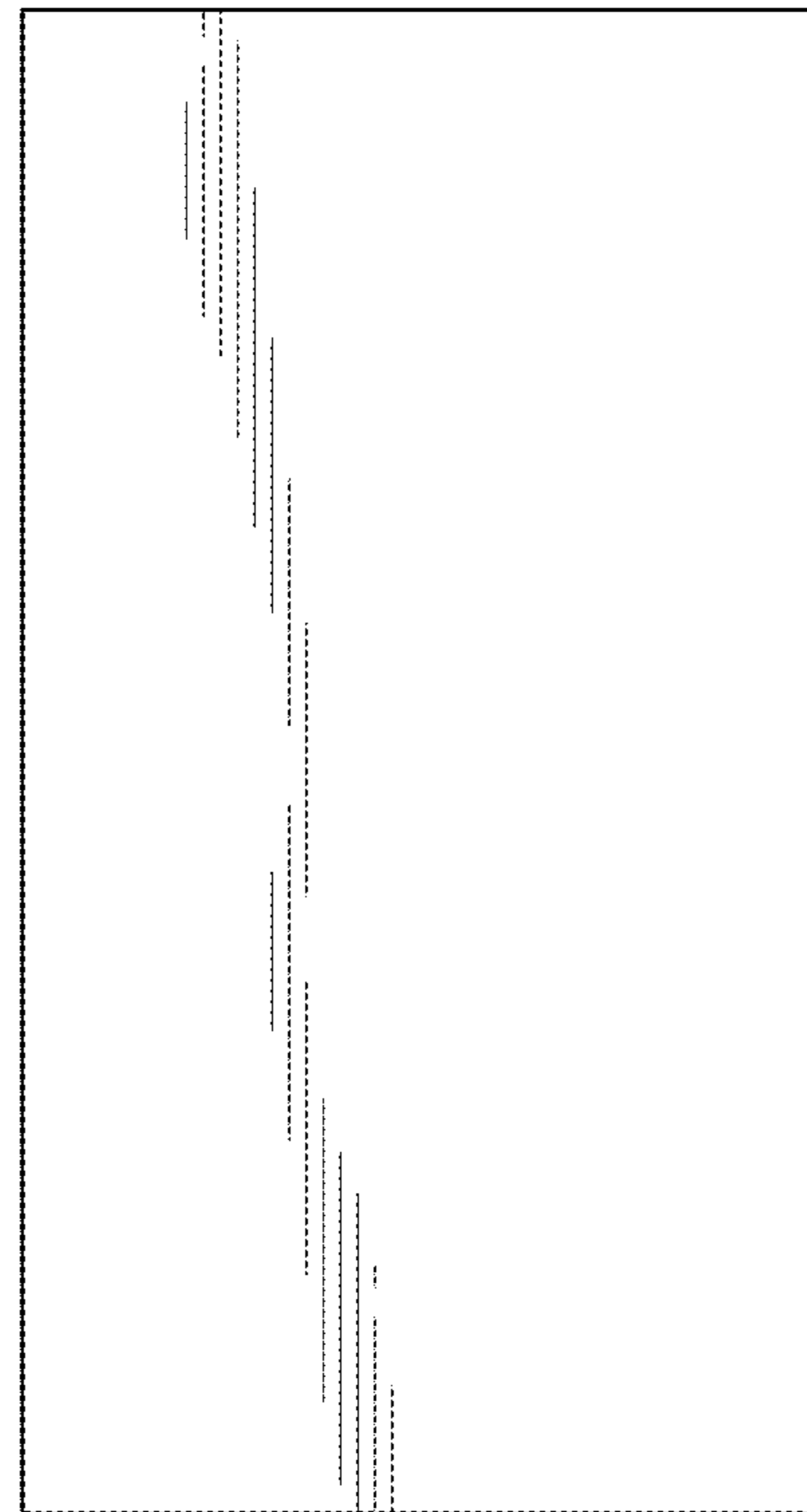


Fig. 4

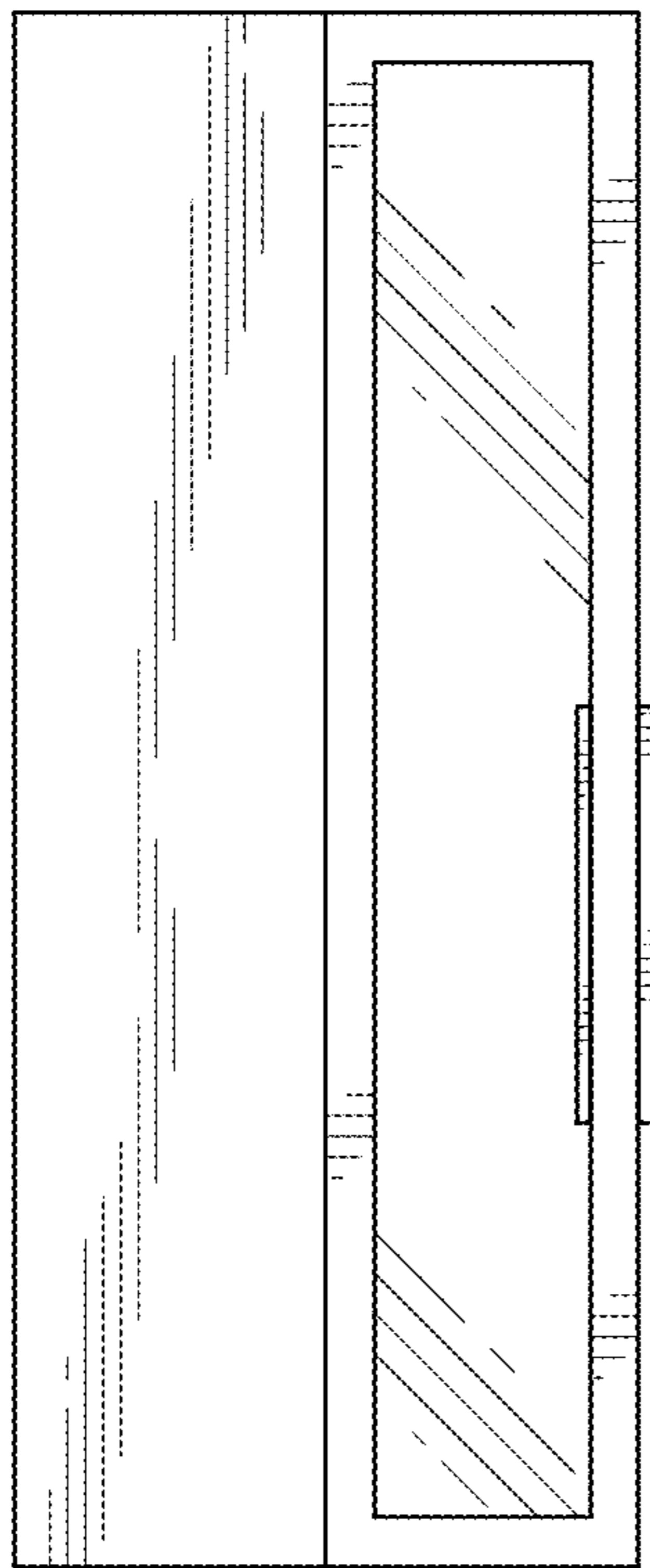


Fig. 5

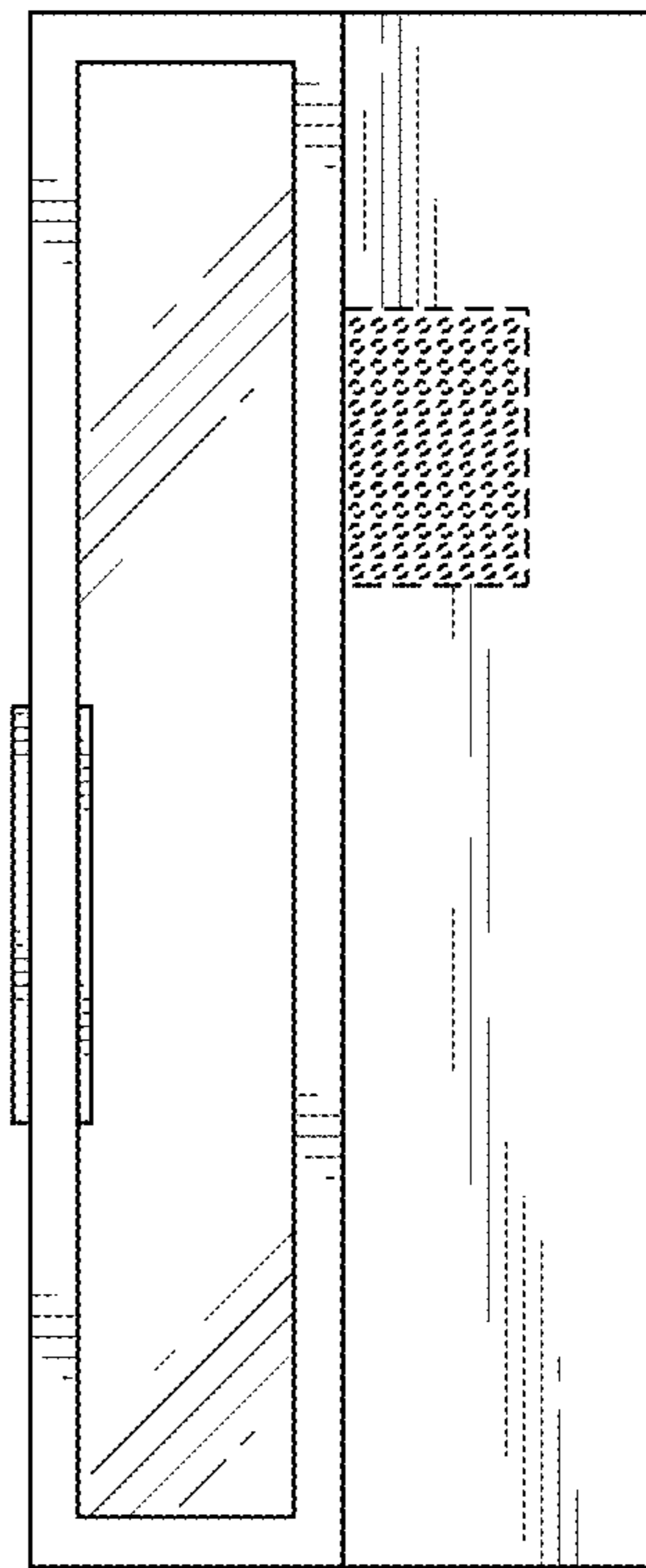


Fig. 6

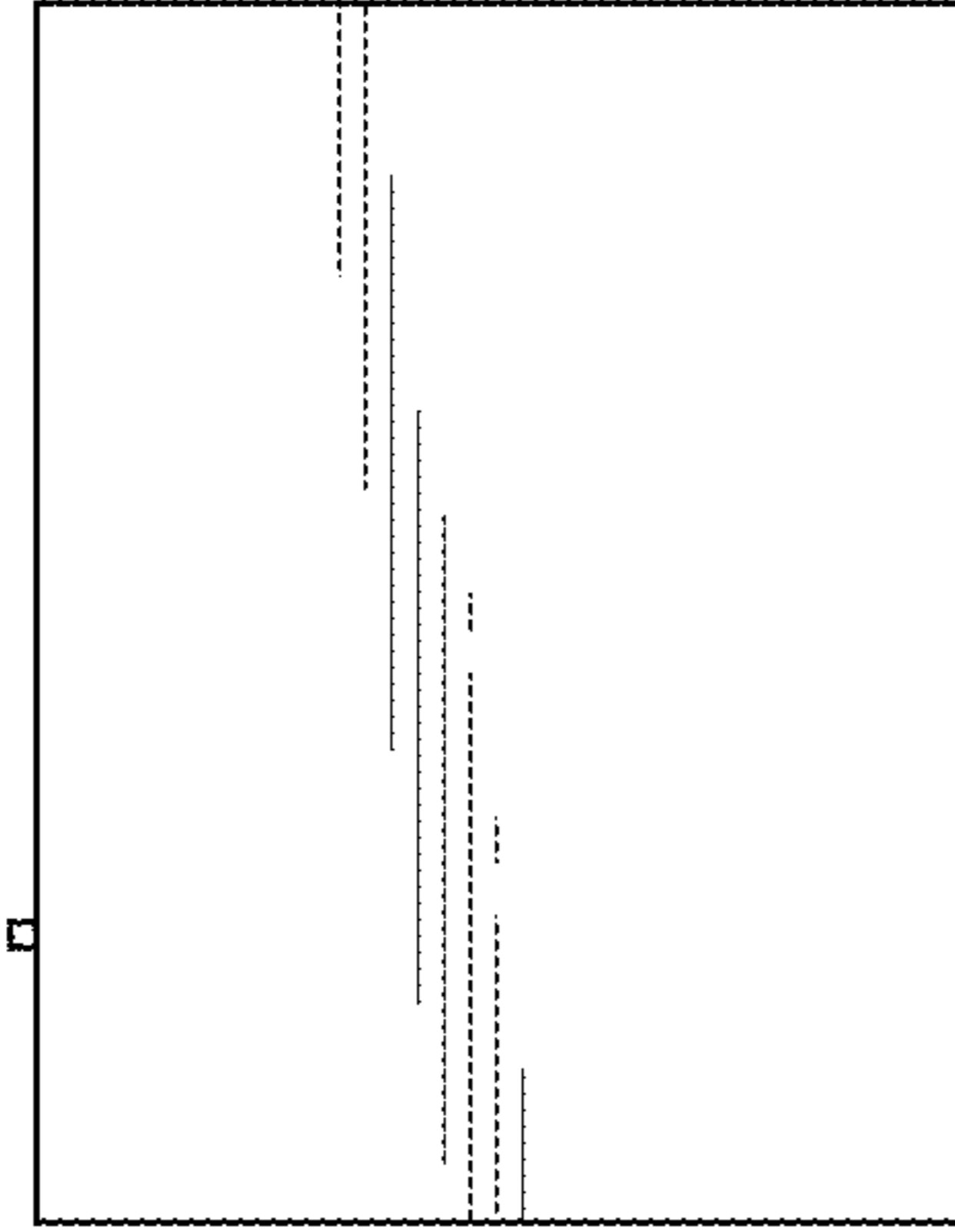


Fig. 7

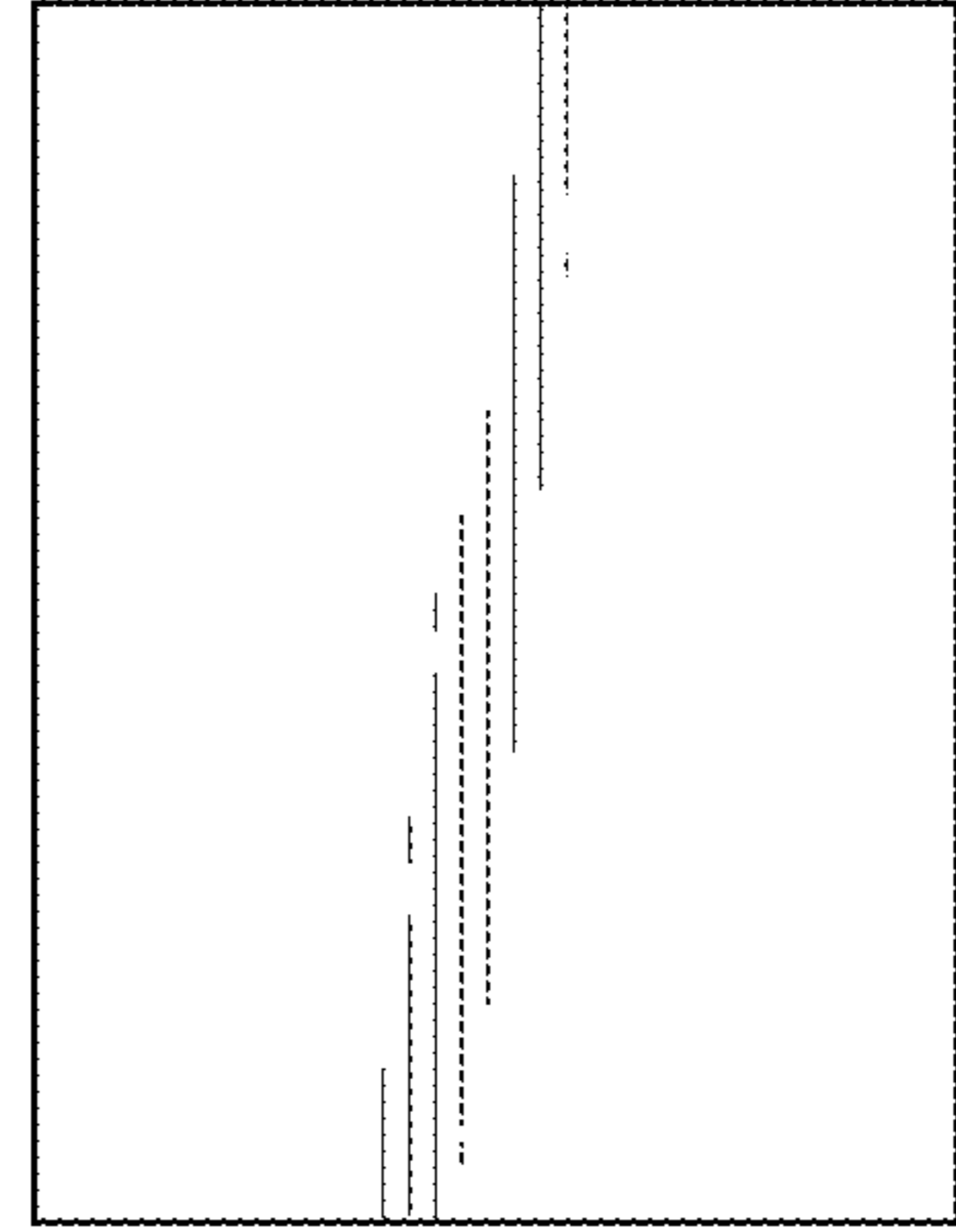


Fig. 8

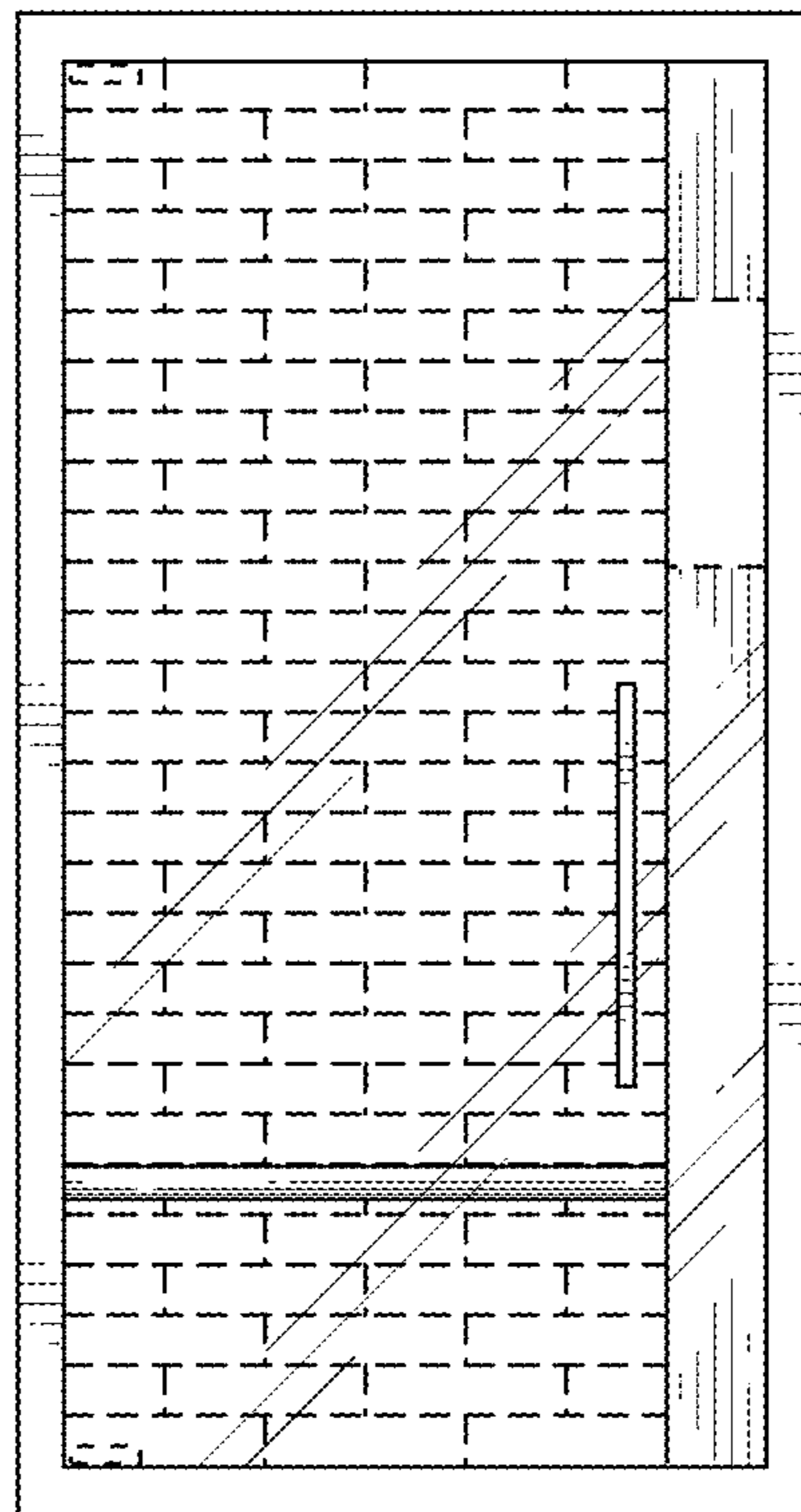


Fig. 9