



US00D825055S

(12) **United States Design Patent** (10) **Patent No.:** **US D825,055 S**
Hirsch (45) **Date of Patent:** **** Aug. 7, 2018**

- (54) **DIAPER FASTENING TAB**
- (71) Applicant: **Secure Personal Care Products LLC**,
Redwood City, CA (US)
- (72) Inventor: **Gary F Hirsch**, Redwood City, CA
(US)
- (73) Assignee: **Secure Personal Care Products LLC**,
Redwood City, CA (US)
- (**) Term: **15 Years**
- (21) Appl. No.: **29/608,626**
- (22) Filed: **Jun. 23, 2017**
- (51) **LOC (11) Cl.** **24-24**
- (52) **U.S. Cl.**
USPC **D24/126**
- (58) **Field of Classification Search**
USPC D24/126, 124, 125; 604/393, 394, 396,
604/358-362, 364-377, 385.1, 385.2,
604/386-390
CPC C08L 2666/02; C08L 2666/24; C08L
2666/04; C08L 53/02; C08L 53/00; A61F
13/5633; A61F 13/15
See application file for complete search history.

- 7,299,081 B2 * 11/2007 Mace A61B 5/1411
204/403.01
- D690,425 S * 9/2013 Heinecke D24/189
- D707,553 S * 6/2014 Vantrease D9/435
- D728,120 S * 4/2015 Kram D24/216
- D740,429 S * 10/2015 Tagami D24/189
- D754,849 S * 4/2016 Christensen D24/118
- D801,539 S * 10/2017 Deitch D24/189

* cited by examiner

Primary Examiner — David Muller
Assistant Examiner — Nathan Johnston
 (74) *Attorney, Agent, or Firm* — Edward S. Sherman

(57) **CLAIM**

The ornamental design for a diaper fastening tab, as shown and described.

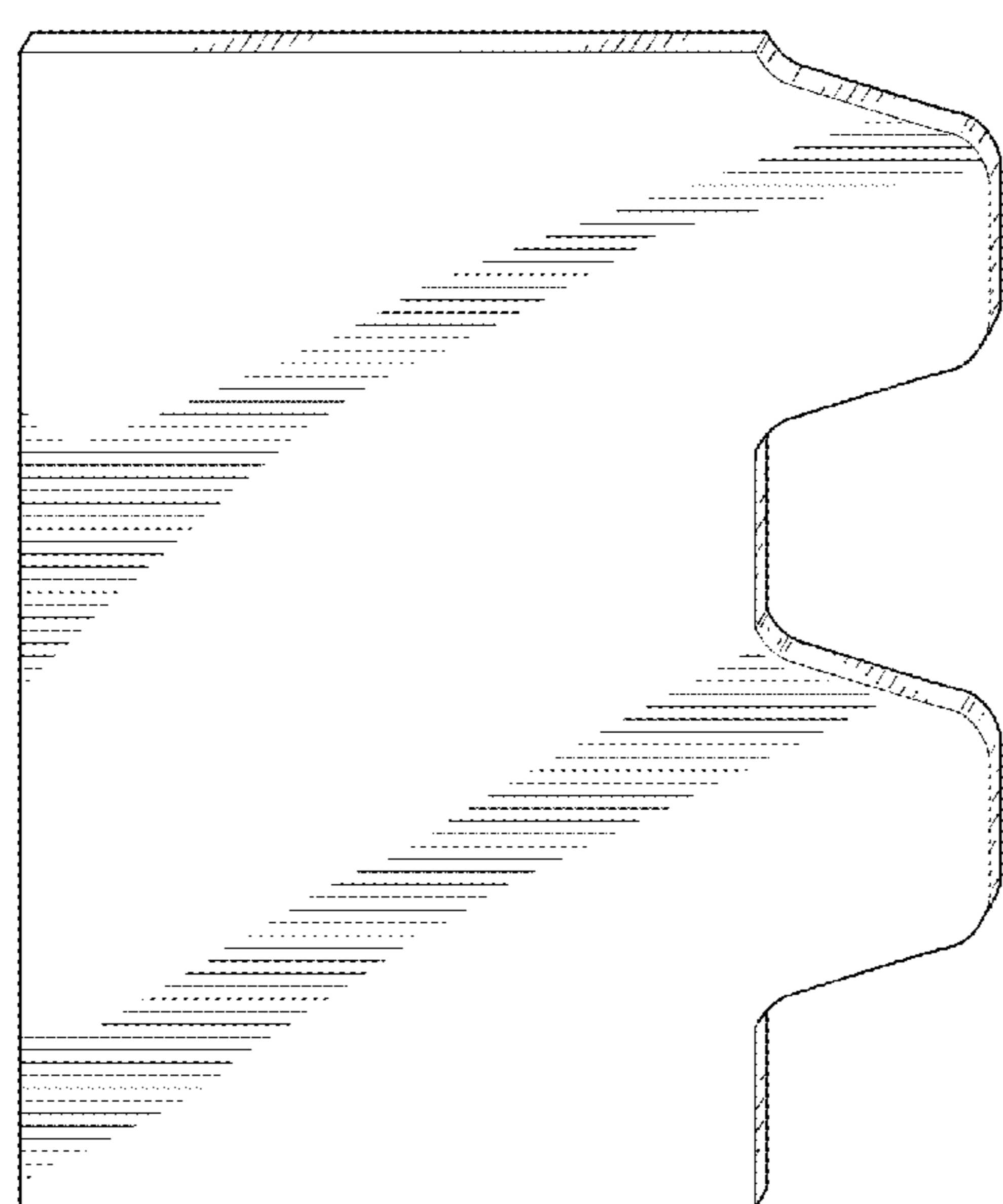
DESCRIPTION

FIG. 1 is a perspective view of a first embodiment of the “diaper fastening tab”, showing my new design;
 FIG. 2 is a front elevation view thereof;
 FIG. 3 is a back elevation view thereof
 FIG. 4 is right side elevation view thereof;
 FIG. 5 is a left side elevation view thereof;
 FIG. 6 is a top plan view thereof;
 FIG. 7 is a bottom plan view thereof; and,
 FIG. 8 is a perspective view of a second embodiment of the “diaper fastening tab”, which is a mirror image of the first embodiment, when used on a diaper in the configuration in which the diaper is worn.

The features shown in broken lines depict environmental subject matter only and form no part of the claimed design. The regular stippling patterns in FIG. 3 illustrate that the different adjacent portion have a contrasting appearance. Color forms no part of the claimed design.

1 Claim, 6 Drawing Sheets

- (56) **References Cited**
U.S. PATENT DOCUMENTS
- D368,775 S * 4/1996 Gobran D24/126
- D372,532 S * 8/1996 Rossini D24/126
- D377,979 S * 2/1997 Plaschko D24/126
- D384,152 S * 9/1997 Raufman D24/126
- D427,677 S * 7/2000 Bruemmer-Prestley D24/126
- 7,214,200 B2 * 5/2007 Raney A61B 5/150022
600/573



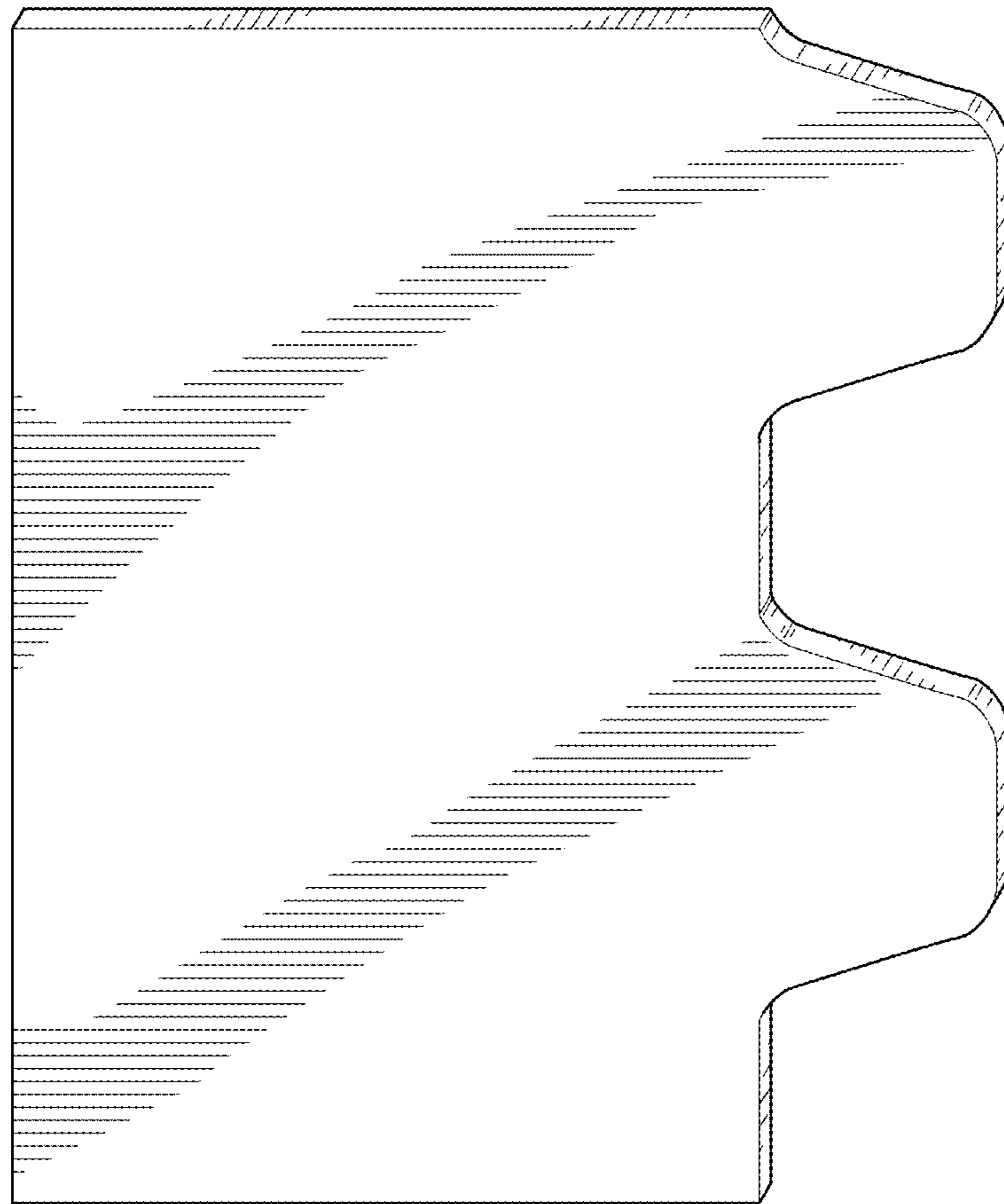


FIG. 1

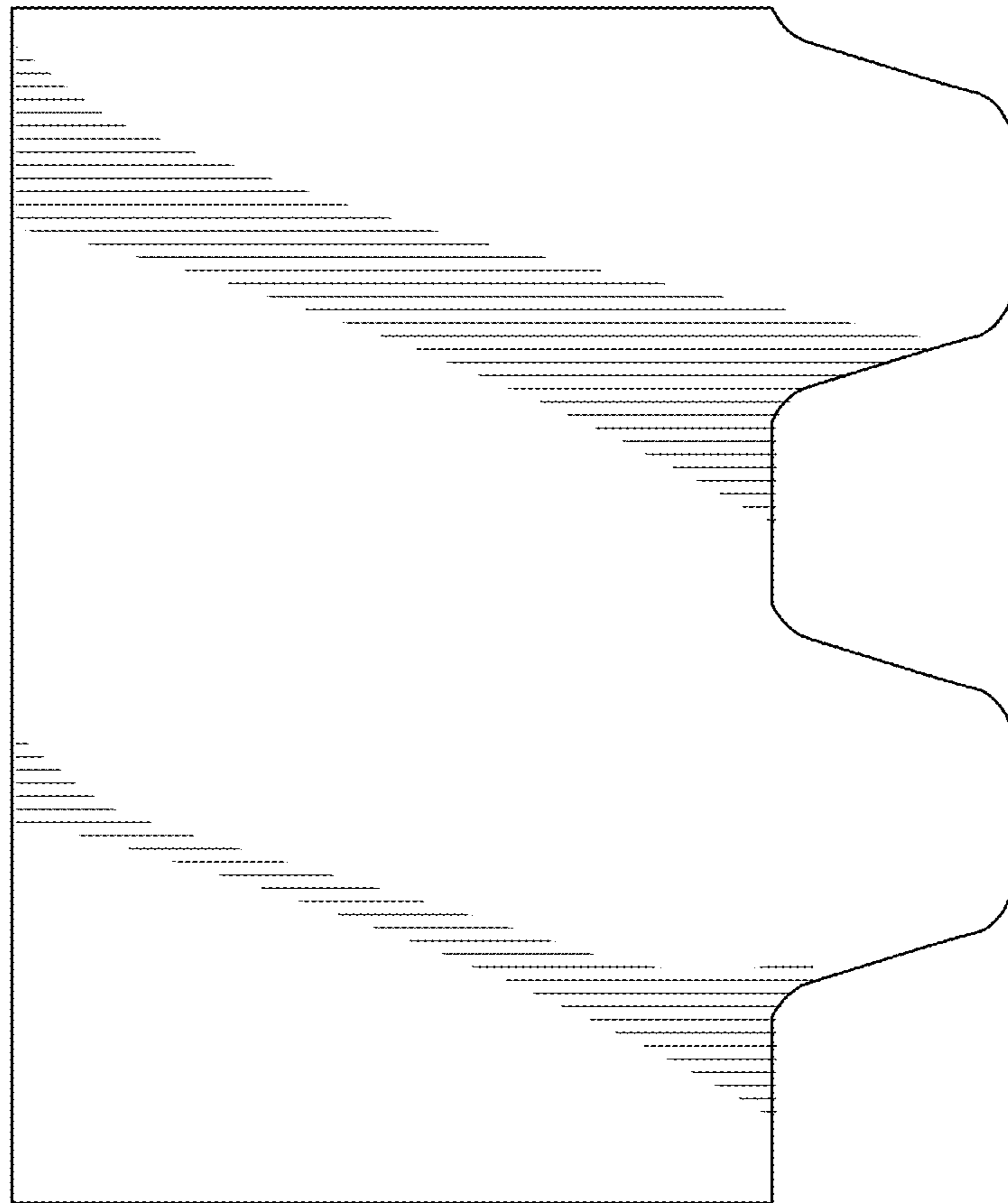


FIG. 2

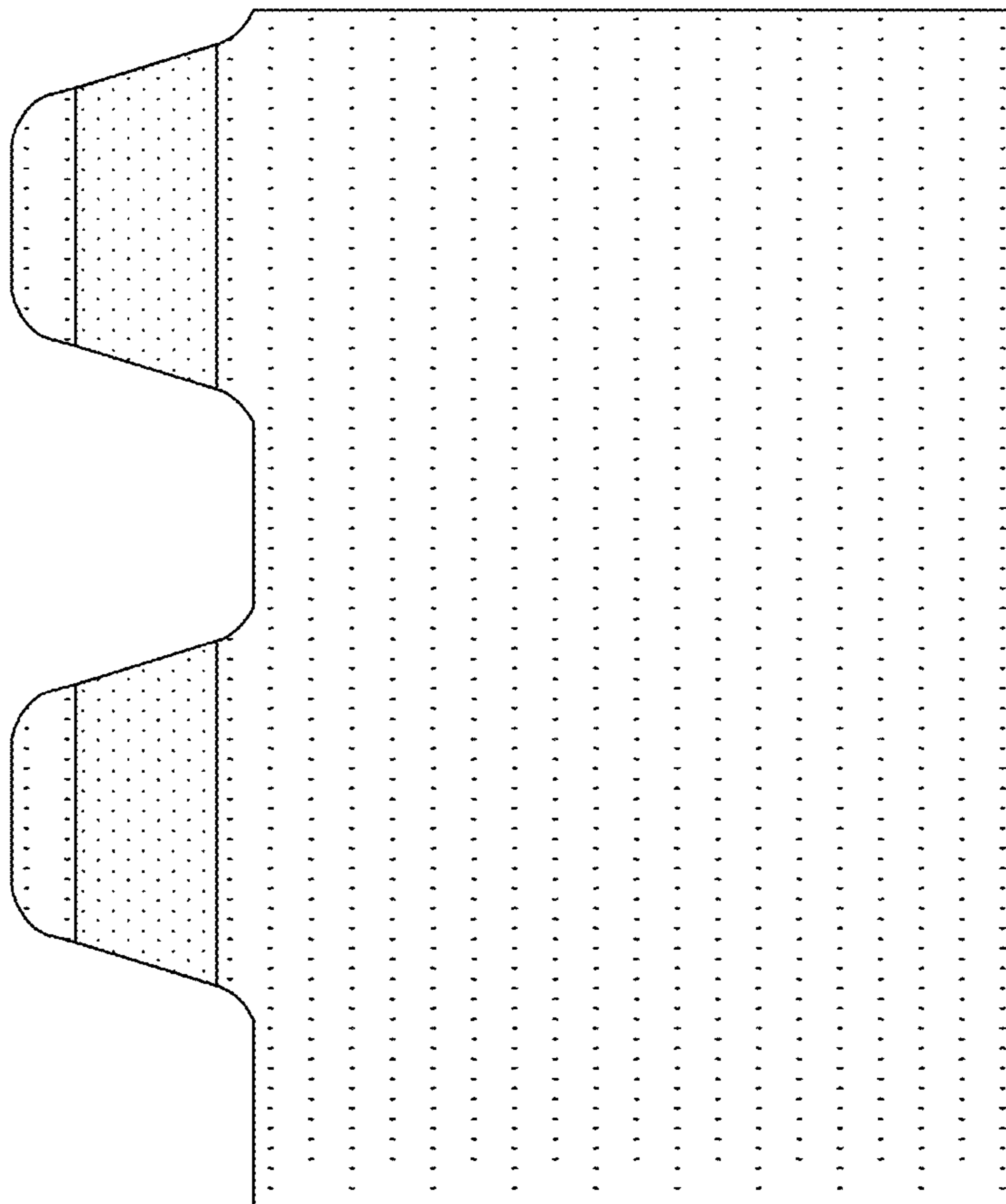


FIG. 3



FIG. 4

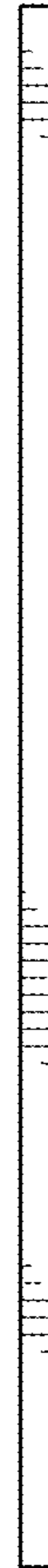


FIG. 5




FIG. 6




FIG. 7

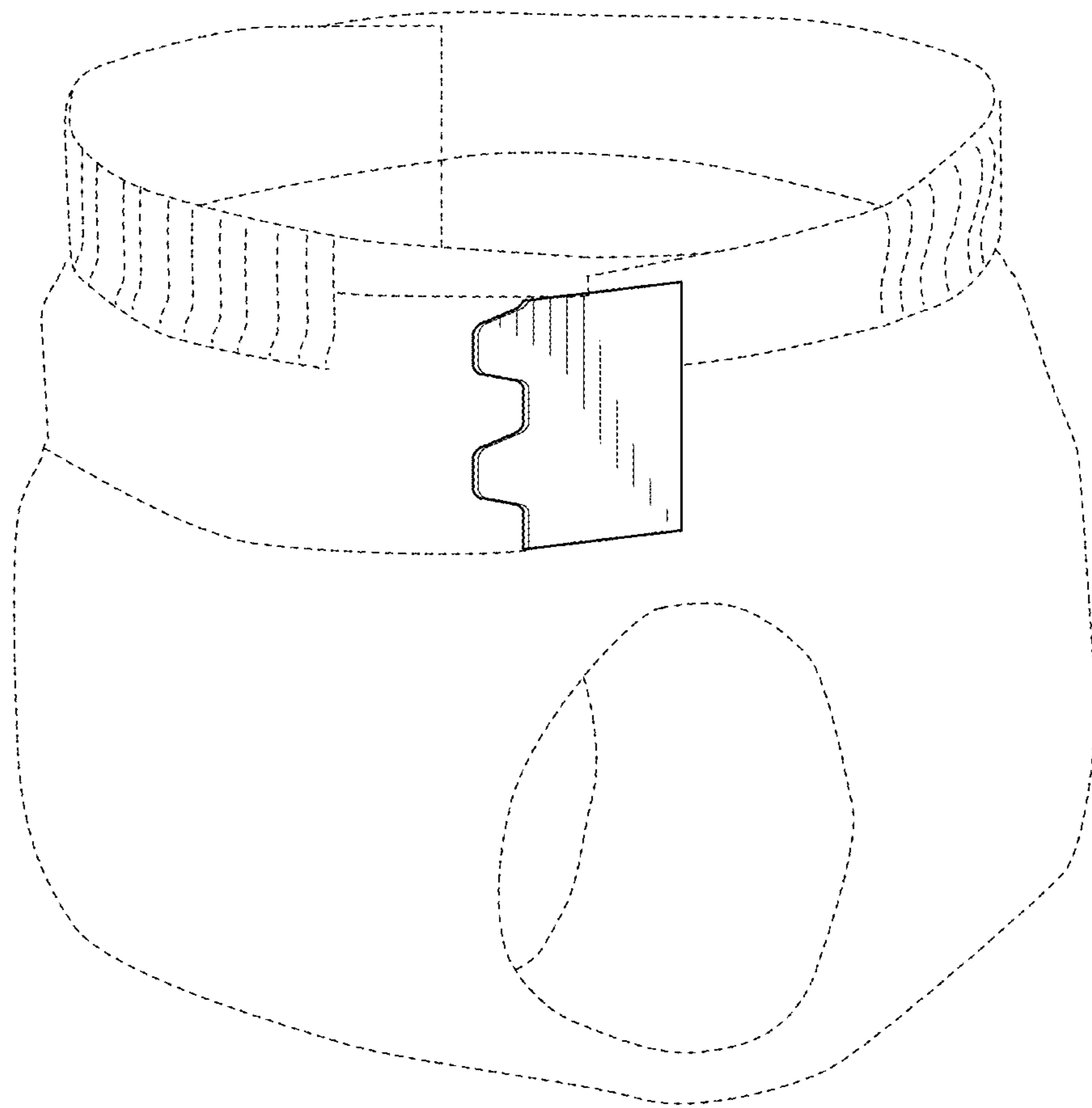


FIG. 8