



US00D825044S

(12) **United States Design Patent** (10) **Patent No.:** **US D825,044 S**
Johannes (45) **Date of Patent:** **** Aug. 7, 2018**

(54) **PROTECTIVE TOILET COVER**
(71) Applicant: **Tim Johannes**, McHenry, IL (US)
(72) Inventor: **Tim Johannes**, McHenry, IL (US)
(**) Term: **15 Years**
(21) Appl. No.: **29/608,948**
(22) Filed: **Jun. 27, 2017**
(51) **LOC (11) Cl.** **23-02**
(52) **U.S. Cl.**
USPC **D23/311**
(58) **Field of Classification Search**
USPC D23/295-301, 303, 309, 311, 313
CPC A47K 11/02; A47K 11/026; A47K 11/00;
A47K 13/00; E03D 11/18; E03D 5/10;
E03D 13/00
See application file for complete search history.

(56) **References Cited**
U.S. PATENT DOCUMENTS
D243,088 S * 1/1977 Halvorsen 4/661
D618,776 S * 6/2010 Burdett D23/311
D657,853 S * 4/2012 Bennett D23/311
D708,723 S * 7/2014 Risgallah D23/311
D734,443 S * 7/2015 Gates D23/311
D764,033 S * 8/2016 Chuk D23/301
9,903,104 B2 * 2/2018 Welliver A47K 17/02
2002/0112280 A1 * 8/2002 Christmas A47K 13/24
4/242.1
2010/0319114 A1 * 12/2010 Andre A47K 13/14
4/245.1

2016/0324378 A1* 11/2016 Padar A47K 11/105
* cited by examiner

Primary Examiner — Brandon M Rosati
Assistant Examiner — John A Voytek
(74) *Attorney, Agent, or Firm* — Quickpatents, LLC;
Kevin Prince

(57) **CLAIM**
I claim the ornamental design for a protective toilet cover, as shown and described.

DESCRIPTION
FIG. 1 is a perspective view of a protective toilet cover, showing my new design;
FIG. 2 is a front elevational view of FIG. 1;
FIG. 3 is a rear elevational view of FIG. 1;
FIG. 4 is a left-side elevational view of FIG. 1;
FIG. 5 is a right-side elevational view of FIG. 1;
FIG. 6 is a top plan view of FIG. 1;
FIG. 7 is a perspective view thereof;
FIG. 8 is a top plan view of FIG. 7;
FIG. 9 is a bottom plan view of FIG. 7;
FIG. 10 is a front elevational view of FIG. 7;
FIG. 11 is a rear elevational view of FIG. 7;
FIG. 12 is a left-side elevational view of FIG. 7; and,
FIG. 13 is a right-side elevational view of FIG. 7.
The broken lines in the figures represent stitching, and are part of the claimed design.

1 Claim, 10 Drawing Sheets






FIG. 1

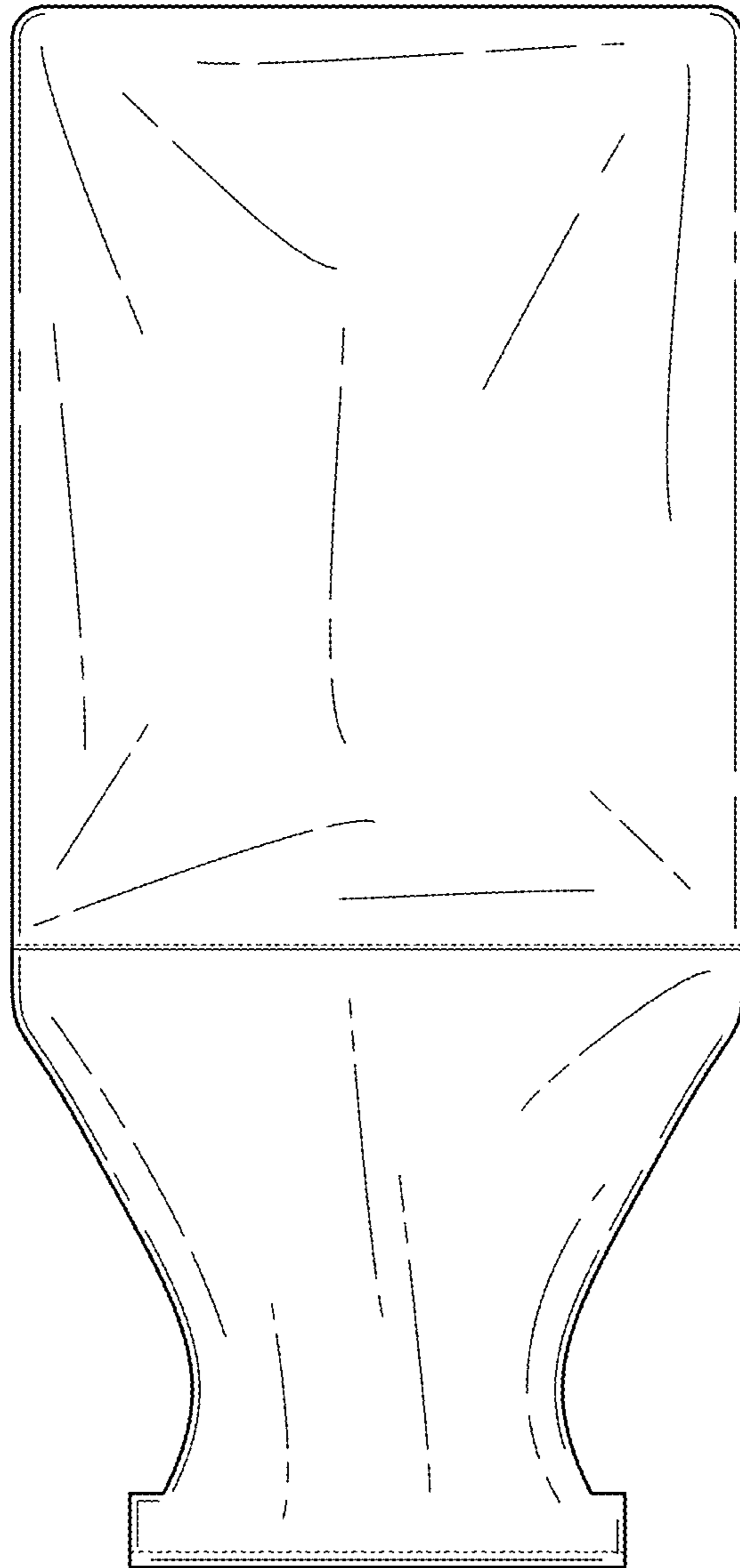


FIG. 2

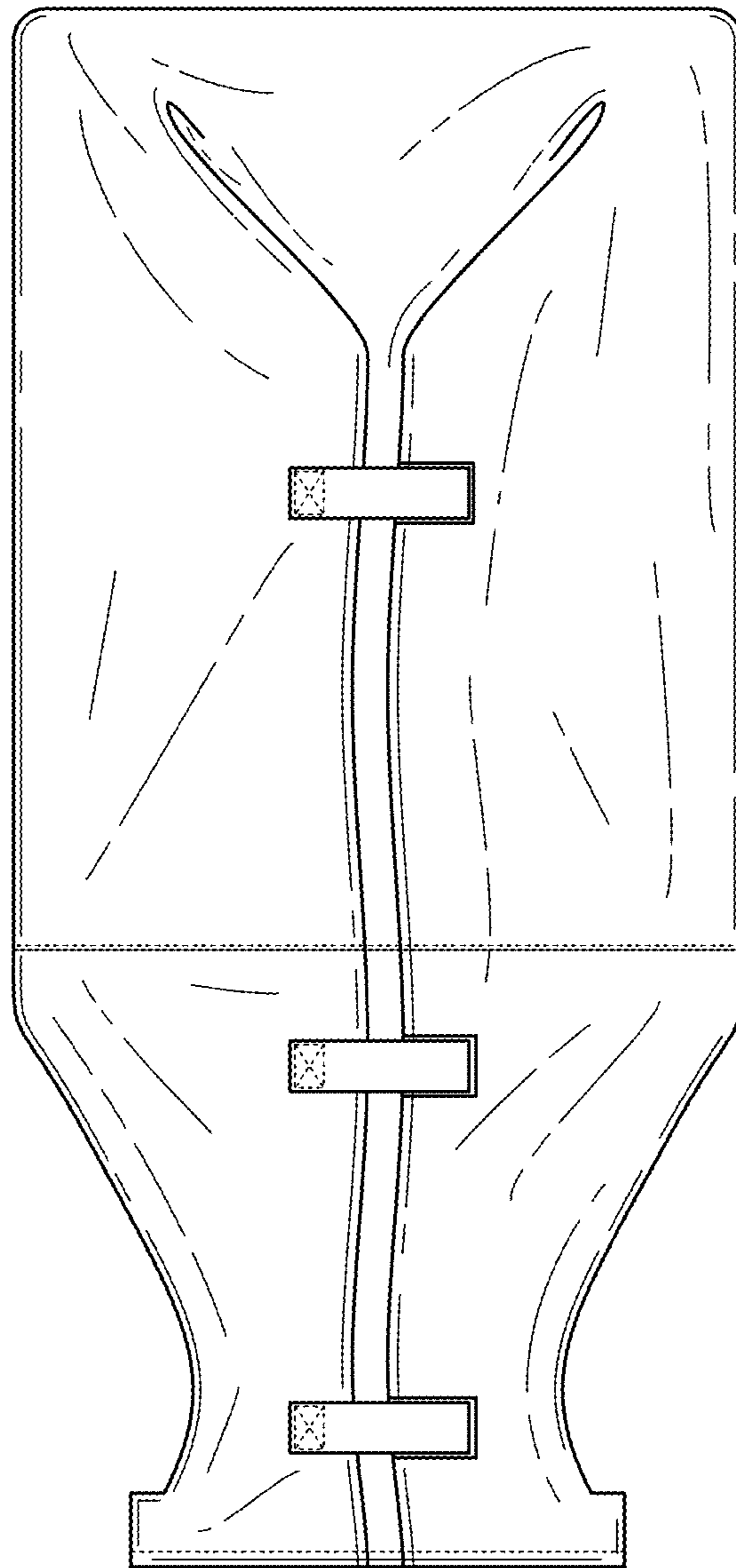


FIG. 3




FIG. 4




FIG. 5

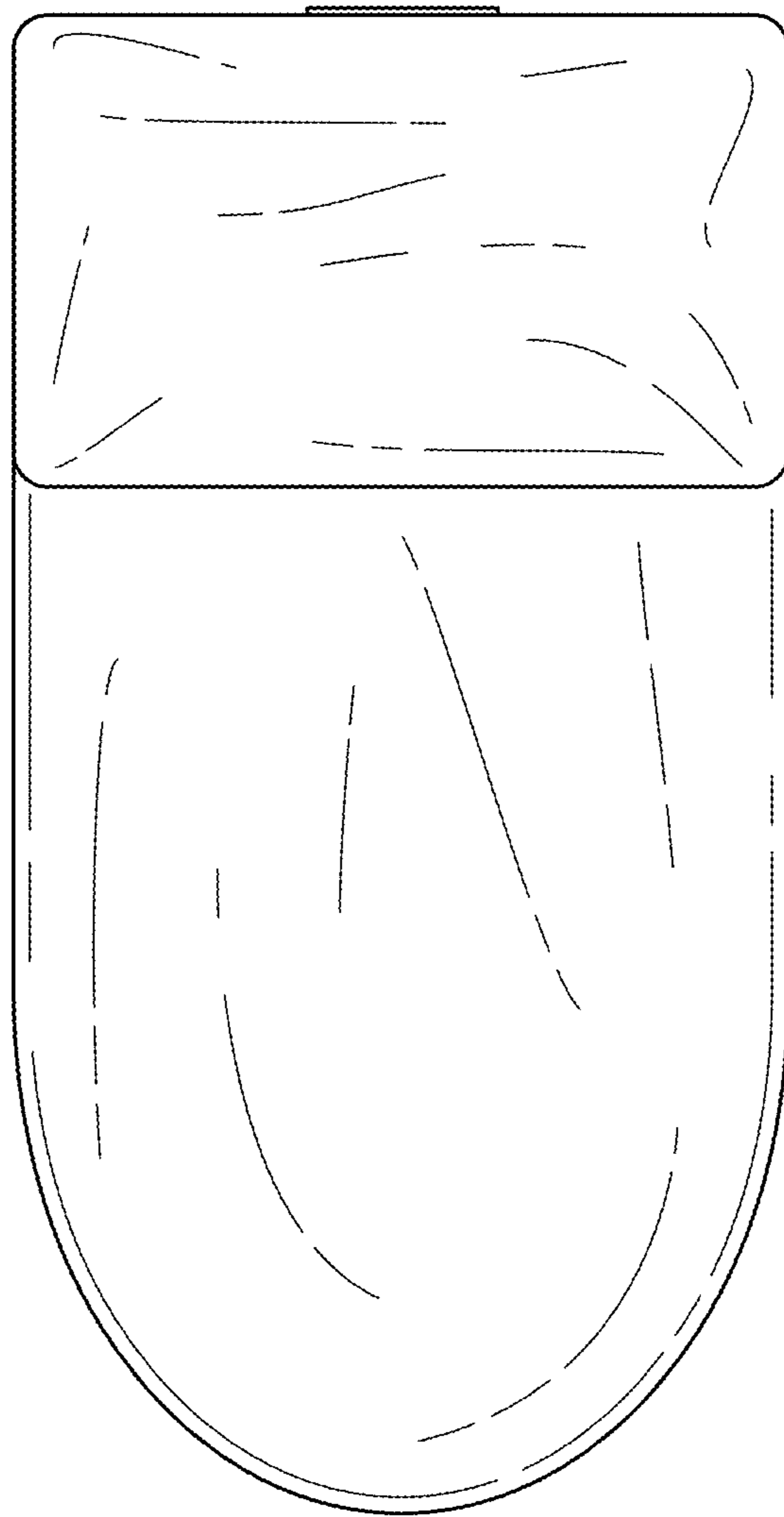


FIG. 6

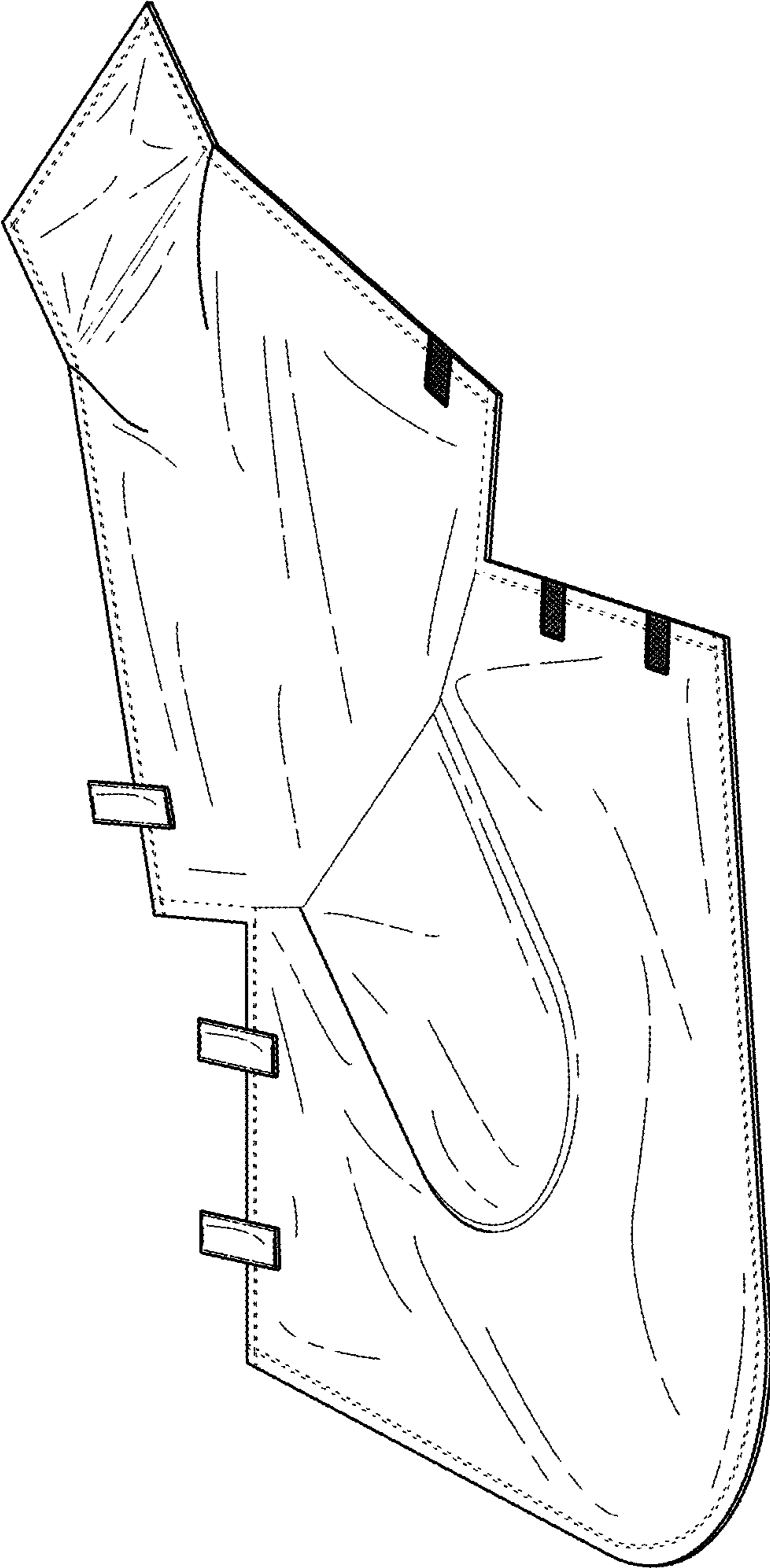


FIG. 7

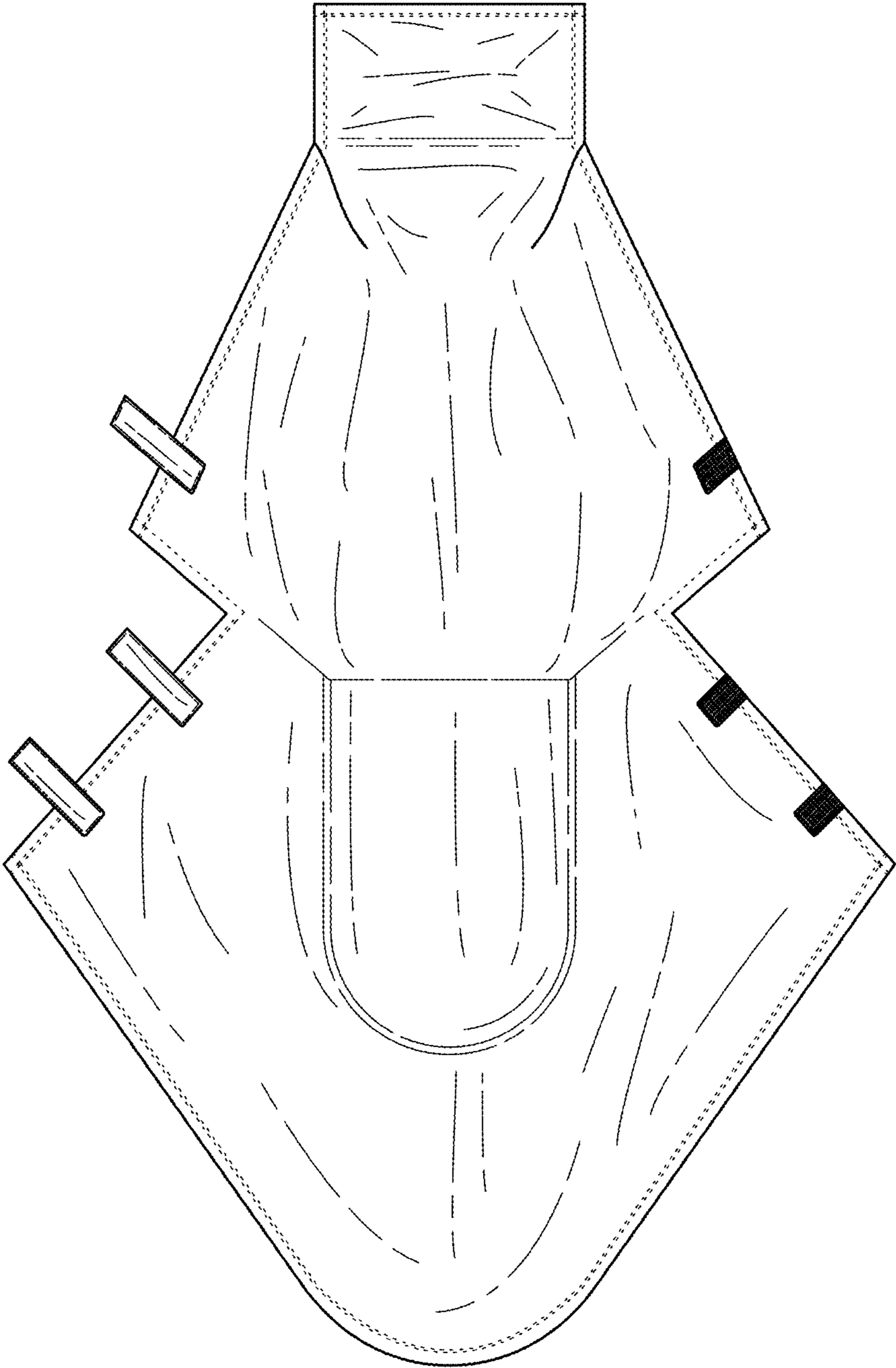


FIG. 8

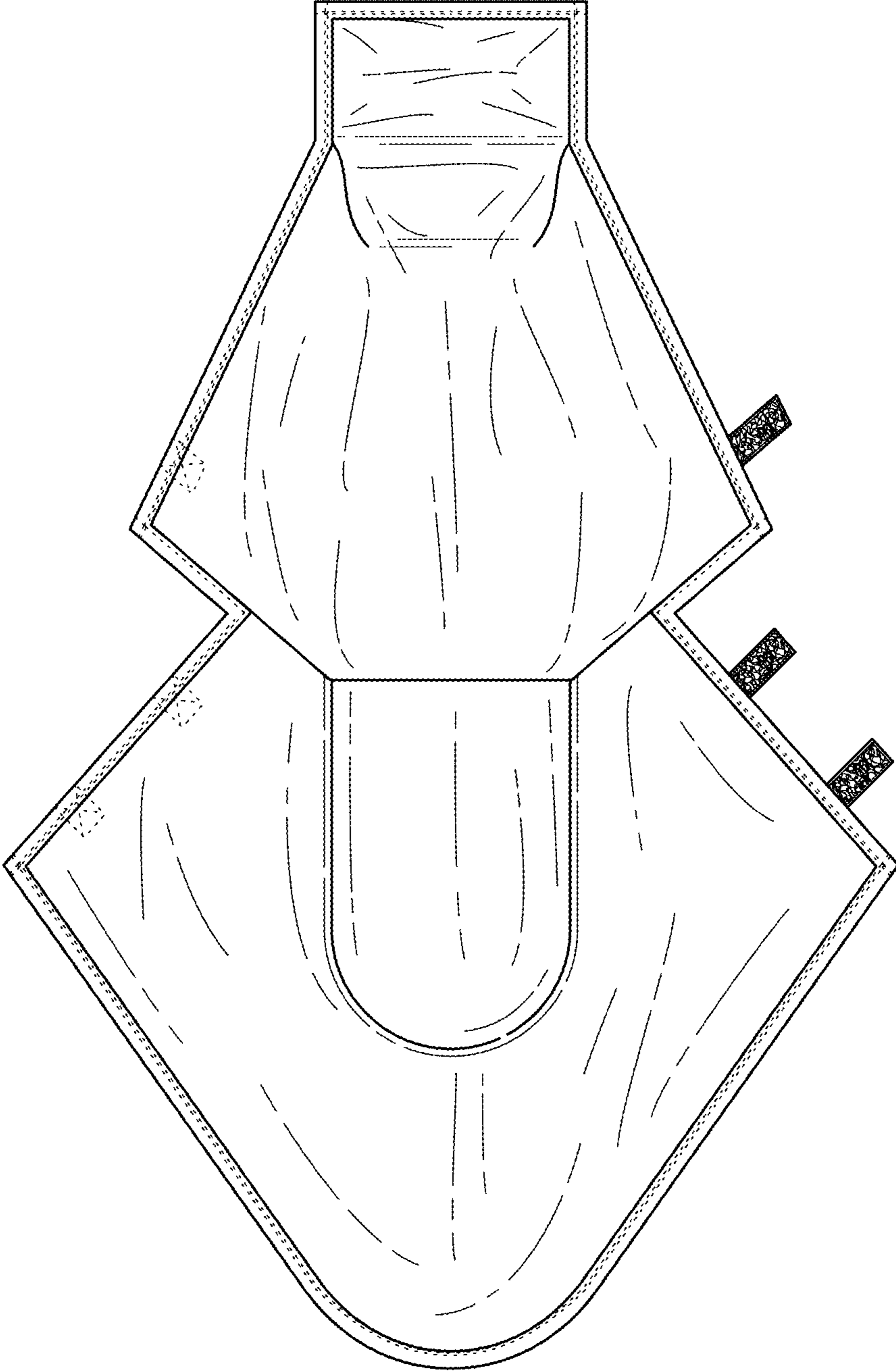


FIG. 9



FIG. 10



FIG. 11



FIG. 12



FIG. 13