



US00D824999S

(12) **United States Design Patent** (10) **Patent No.:** **US D824,999 S**
Bindra (45) **Date of Patent:** **** Aug. 7, 2018**

(54) **WRITING INSTRUMENT**
(71) Applicant: **Fibro Source U.S.A. Inc.**, San Diego, CA (US)
(72) Inventor: **Sarvjeet S. Bindra**, San Diego, CA (US)
(73) Assignee: **Fibro Source USA, Inc.**, San Diego, CA (US)
(**) Term: **15 Years**
(21) Appl. No.: **29/589,153**
(22) Filed: **Dec. 28, 2016**
(51) **LOC (11) Cl.** **19-06**
(52) **U.S. Cl.**
USPC **D19/172**; D19/912; D19/923
(58) **Field of Classification Search**
USPC D14/411; D19/115-204; D9/724, 725
CPC ... B43K 7/12; B43K 8/04; B43K 8/06; B43K 19/00; B43K 19/02; B43K 19/14; B43K 21/006; B43K 21/06; B43K 23/06; B43K 24/08
See application file for complete search history.

D444,499 S 7/2001 Nakazawa
D450,769 S 11/2001 Nishida
D453,790 S 2/2002 Tsuchikura
D457,917 S 5/2002 Traut et al.
D458,306 S 6/2002 Moon
D462,716 S * 9/2002 Tsuchida 48/57
D465,238 S 11/2002 Qiu
D476,364 S 6/2003 Bain
D482,071 S 11/2003 Kennedy et al.
D484,187 S 12/2003 Moon
D490,107 S * 5/2004 Wong D19/166
D490,108 S * 5/2004 Moon D19/174
D492,349 S 6/2004 Qiu
D492,350 S 6/2004 Morrow
(Continued)

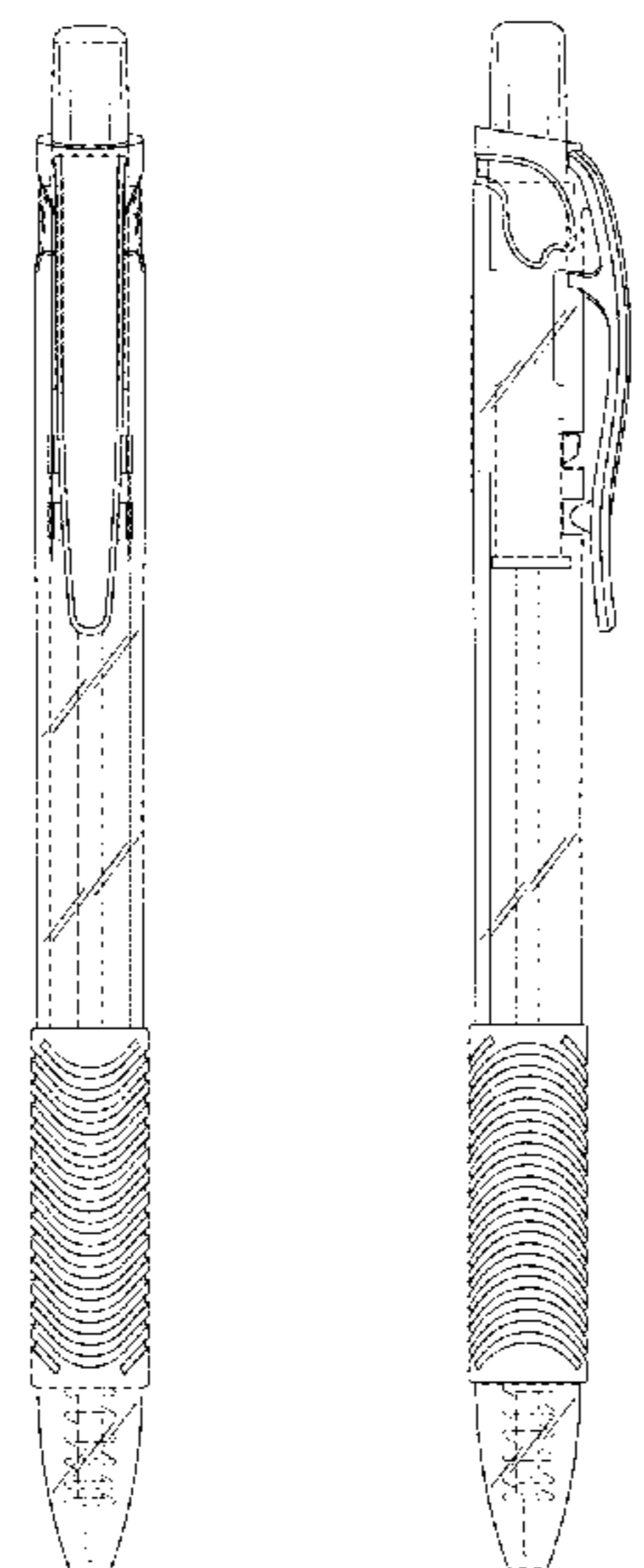
(56) **References Cited**
U.S. PATENT DOCUMENTS
4,382,706 A 5/1983 Hashimoto et al.
D402,693 S 12/1998 Sunaga
D408,057 S 4/1999 Izushima
D410,030 S 5/1999 Sunaga
D410,681 S 6/1999 Izushima
D410,682 S 6/1999 Izushima
D412,014 S 7/1999 Izushima
D418,163 S 12/1999 Rosen
D418,870 S 1/2000 Polidoro
D418,871 S 1/2000 Keda
D423,577 S 4/2000 Baudino et al.
6,203,225 B1 3/2001 Baudino et al.
D441,017 S * 4/2001 Gault D19/174

OTHER PUBLICATIONS
Uni-ball—Power Tank RT; <http://www.uniball-na.com/main.taf?p=2,1,1>; 4 pages; Nov. 27, 2006.
Primary Examiner — Elizabeth Albert
(74) *Attorney, Agent, or Firm* — Frank J. Bonini, Jr.; John F. A. Earley, III; Harding, Earley, Follmer & Frailey, P.C.

(57) **CLAIM**
The ornamental design for a writing instrument, as shown and described.

DESCRIPTION
FIG. 1 is a front, left perspective view of a writing instrument showing my new design;
FIG. 2 is a front elevational view thereof;
FIG. 3 is a rear elevational view thereof;
FIG. 4 is a right side elevational view thereof;
FIG. 5 is a left side elevational view thereof;
FIG. 6 is a top plan view thereof; and,
FIG. 7 is a bottom plan view thereof.
The broken lines in FIGS. 1-5 and 7 are for illustrative purposes and form no part of the claimed invention.

1 Claim, 6 Drawing Sheets



(56)

References Cited

U.S. PATENT DOCUMENTS

D495,002 S 8/2004 Sung
 D496,688 S 9/2004 Nishida
 D497,643 S 10/2004 Nishida
 D498,791 S 11/2004 Morrow
 D499,139 S * 11/2004 Oka D19/173
 D499,142 S 11/2004 Morrow
 D500,520 S 1/2005 Bain et al.
 D500,792 S 1/2005 Bain et al.
 D500,794 S 1/2005 Conklin et al.
 D506,504 S 6/2005 Nakazawa et al.
 D507,301 S 7/2005 Qiu
 D508,717 S 8/2005 Anand
 D508,950 S 8/2005 Kiple et al.
 D525,302 S * 7/2006 Togawa D19/172
 D534,213 S 12/2006 Hageman et al.
 D542,843 S 5/2007 Qiu
 D544,915 S 6/2007 Santa Maria et al.
 D548,791 S 8/2007 Santa Maria et al.
 D550,282 S 9/2007 Neuenschwanter et al.

D559,315 S 1/2008 Qiu et al.
 D562,392 S * 2/2008 Qiu D19/172
 D562,895 S * 2/2008 Shibata D19/172
 D573,184 S 7/2008 Vadenne
 D594,059 S * 6/2009 Shibata D19/173
 D600,282 S 9/2009 Guoguang
 D609,744 S * 2/2010 Rathod D19/173
 D611,535 S * 3/2010 Shimizu D19/174
 D619,169 S * 7/2010 Kent D19/172
 D619,170 S * 7/2010 Kent D19/199
 D620,524 S * 7/2010 Shibata D19/172
 D622,317 S * 8/2010 Li D19/172
 D647,137 S * 10/2011 Uchiyama D19/172
 D648,789 S * 11/2011 Shibata D19/172
 D648,790 S * 11/2011 Nakazawa D19/171
 D652,080 S * 1/2012 Shibata D19/172
 D667,881 S * 9/2012 Li D19/176
 D710,447 S * 8/2014 Shibata D19/173
 D713,878 S 9/2014 Fleming
 D724,669 S * 3/2015 Nakazawa D19/172
 D776,760 S * 1/2017 Simon D19/167
 D782,576 S * 3/2017 Laemle D19/172

* cited by examiner

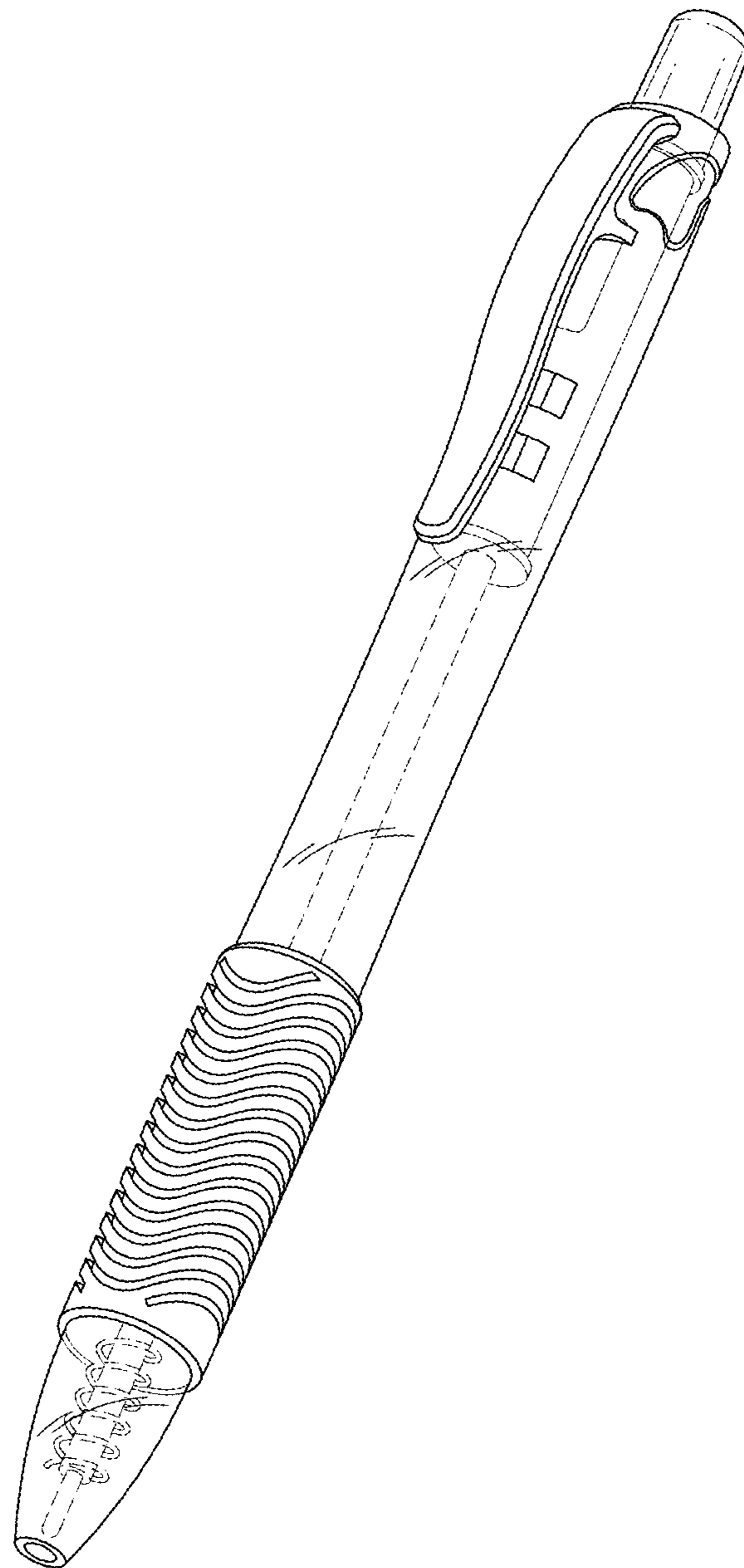


FIG. 1

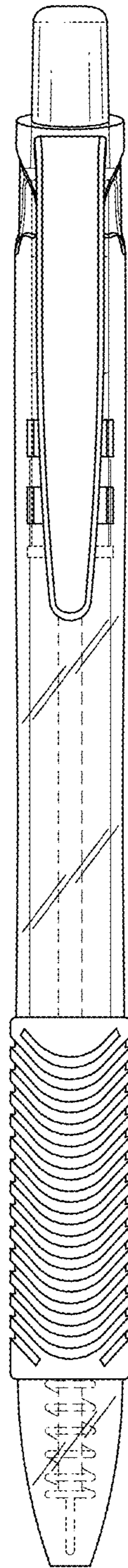


FIG. 2

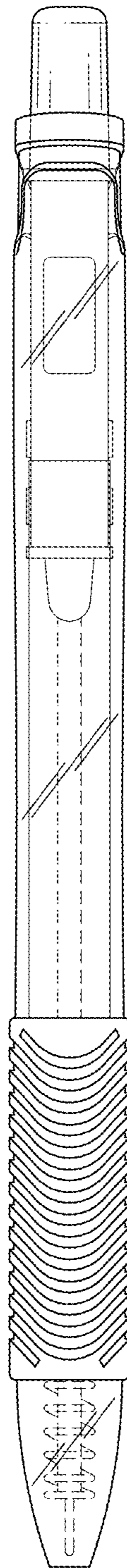


FIG. 3

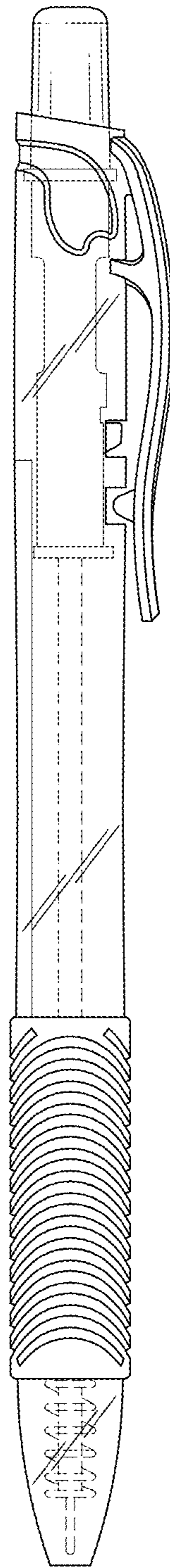


FIG.4

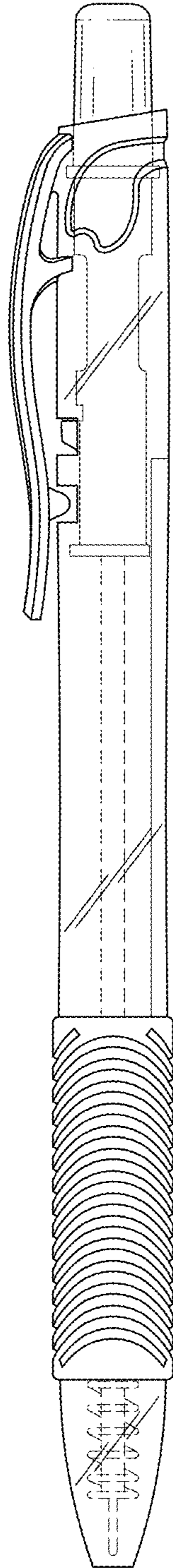


FIG. 5

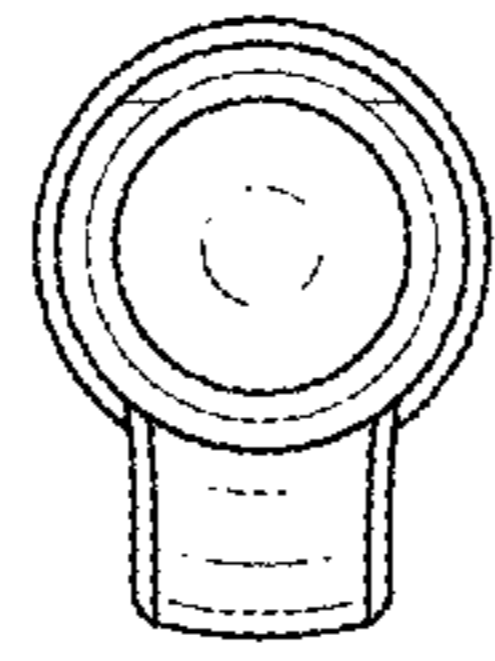


FIG. 6

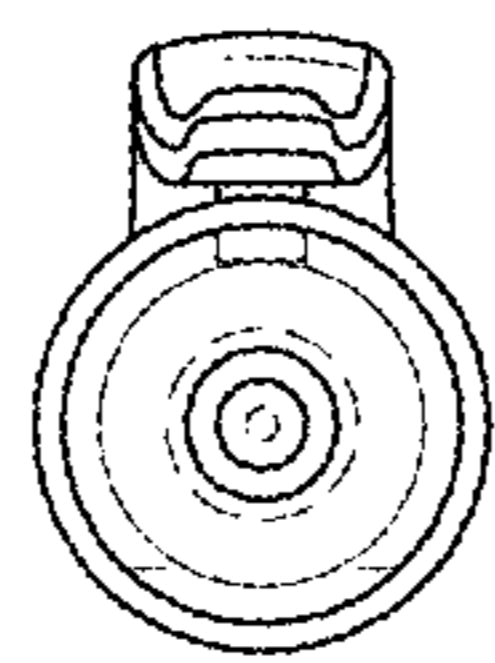


FIG. 7