



US00D824997S

(12) **United States Design Patent**
Dennis

(10) **Patent No.:** **US D824,997 S**
(45) **Date of Patent:** **** Aug. 7, 2018**

(54) **LAMP GREETING CARD**

(71) Applicant: **American Greetings Corporation,**
Cleveland, OH (US)

(72) Inventor: **Erin Dennis,** Lakewood, OH (US)

(73) Assignee: **American Greetings Corporation,**
Cleveland, OH (US)

(**) Term: **15 Years**

(21) Appl. No.: **29/640,350**

(22) Filed: **Mar. 14, 2018**

Related U.S. Application Data

(62) Division of application No. 29/606,651, filed on Jun. 6, 2017.

(51) **LOC (11) Cl.** **19-01**

(52) **U.S. Cl.**
USPC **D19/1**

(58) **Field of Classification Search**

USPC D19/1-8, 82, 100; 40/124.01-124.15, 40/582, 540, 443, 442, 902, 672, 617, 40/599, 331, 359, 360, 625, 717, 455, 40/124.191, 493, 501; 446/147, 215, 217, 446/227, 228, 236, 238; 362/806, 808, 362/257, 362, 375, 427, 351; 428/42.1, 428/203-204, 913.3, 7-11, 15-18, 542.2; 283/2-4, 74-75, 91, 103, 105-106; D20/10, 22, 42, 27, 40; 229/92, 92.1, 229/92.8, 300-303; D11/131, 117, 141, D11/157-158, 164, 184; 206/449, 308.3; D21/660, 476, 467, 465; D26/1, 24, D26/93-94, 104-110
CPC B42D 25/00; B42D 25/20; B42D 25/23; B42D 25/26; B42D 25/29; B42D 25/30; B42D 25/285; B42D 15/022; B42D 15/027; B42D 15/045; B42D 15/042; B42D 2033/00; B42D 2033/02; B42D 2033/04; B42D 2033/08; B42D 2033/10;

B42D 2033/16; B42D 2033/18; B42D 2033/20; B42D 2033/22; B42D 2033/28; B42D 2033/30; G09F 1/00; G09F 1/06; G09F 1/08; G09F 19/02; G09F 19/08; F21V 17/00; F21S 13/12

See application file for complete search history.

(56) **References Cited**

U.S. PATENT DOCUMENTS

D513,888 S * 1/2006 Jane Santamaria D6/333
D680,761 S * 4/2013 Spaven D6/333
(Continued)

Primary Examiner — Abraham Bahta

(74) *Attorney, Agent, or Firm* — Christine Flanagan


(57) **CLAIM**

The ornamental design for a lamp greeting card, as shown and described.

DESCRIPTION

FIG. 1 is a perspective view of a first embodiment of the lamp greeting card of the present invention. FIG. 2 is a front view of the lamp greeting card of FIG. 1. FIG. 3 is a rear view of the lamp greeting card of FIG. 1. FIG. 4 is a left side view of the lamp greeting card of FIG. 1. FIG. 5 is a right side view of the lamp greeting card of FIG. 1. FIG. 6 is a top down view of the lamp greeting card of FIG. 1. FIG. 7 is a bottom up view of the lamp greeting card of FIG. 1; and, FIG. 8 is a perspective view of the lamp greeting card of FIG. 1, in a partially open position. The broken lines are for the purpose of illustrating the environment of the design only and form no part of the claimed design.

1 Claim, 5 Drawing Sheets



(56)

References Cited

U.S. PATENT DOCUMENTS

D746,071 S * 12/2015 Haley D6/333
D788,478 S * 6/2017 Sumroy D6/333

* cited by examiner




Fig. 1




Fig. 2

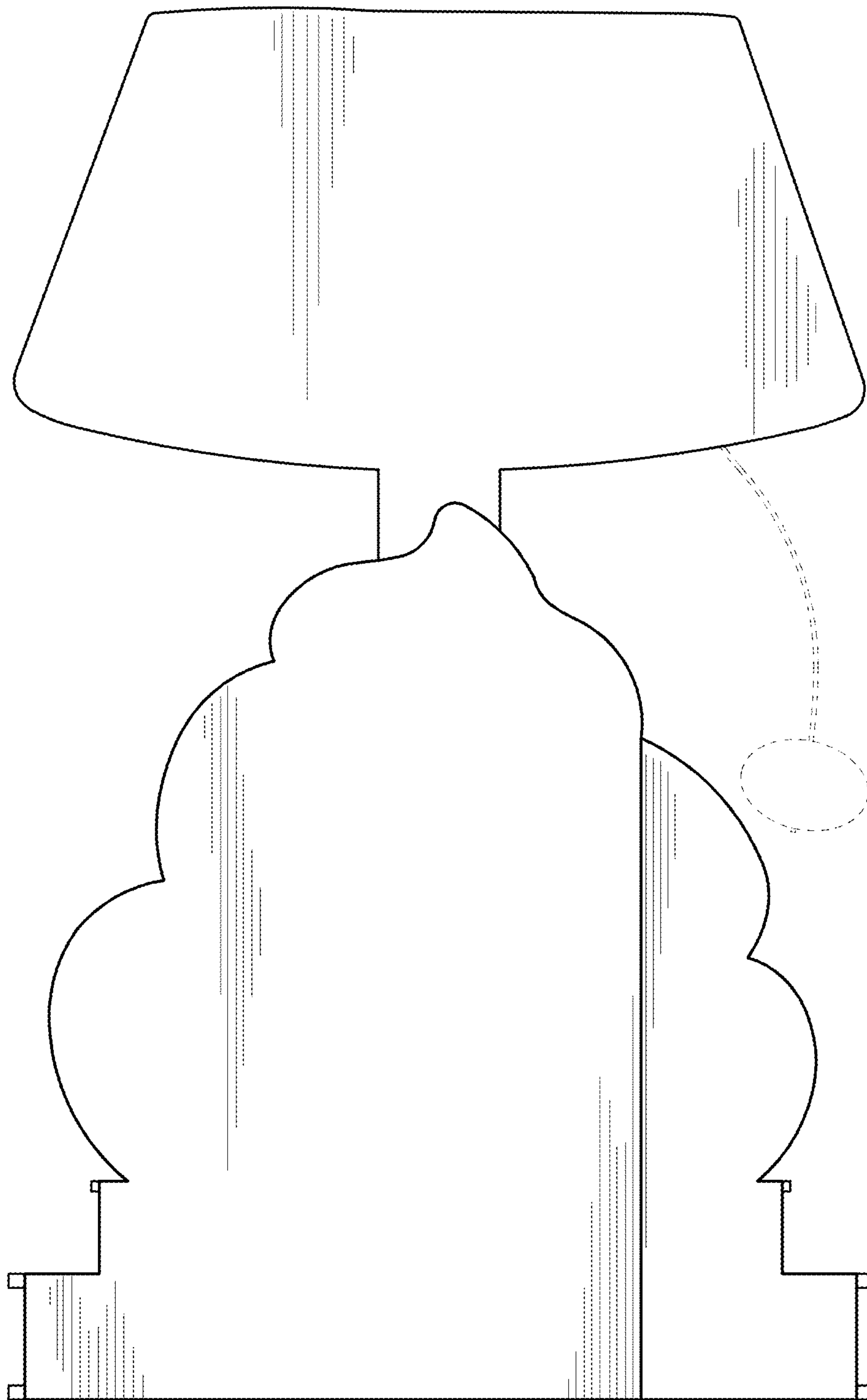


Fig. 3

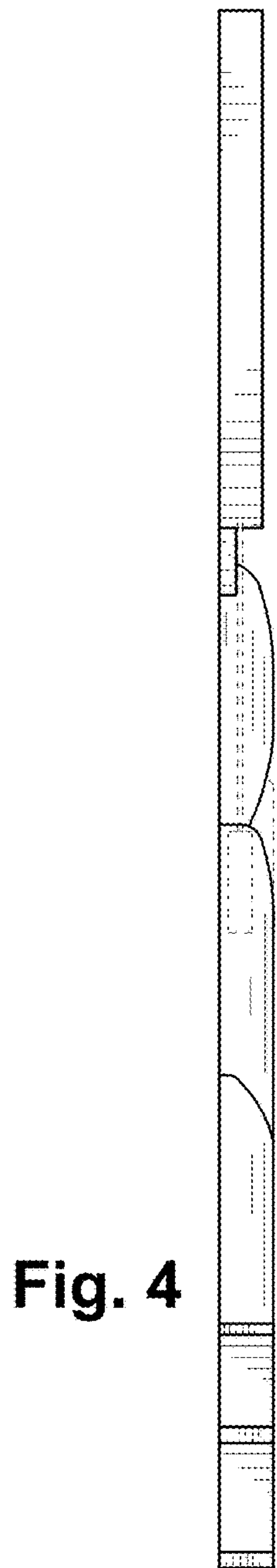


Fig. 4

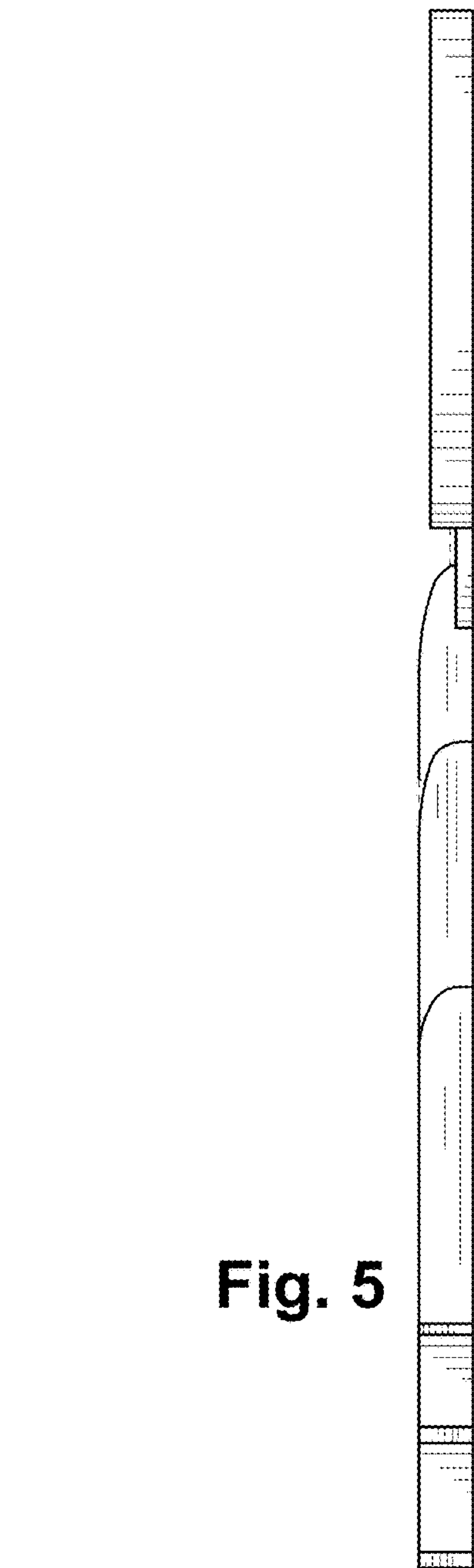


Fig. 5



Fig. 6



Fig. 7




Fig. 8