



US00D824977S

(12) **United States Design Patent**  
**Everman**

(10) **Patent No.:** **US D824,977 S**

(45) **Date of Patent:** **\*\* Aug. 7, 2018**

(54) **ROBOTIC ARM**

(71) Applicant: **GYS Tech, LLC**, Shirley, MA (US)

(72) Inventor: **Michael Everman**, Santa Barbara, CA (US)

(73) Assignee: **GYS Tech, LLC**, Shirley, MA (US)

(\*\*) Term: **15 Years**

(21) Appl. No.: **29/577,095**

(22) Filed: **Sep. 9, 2016**

(51) **LOC (11) Cl.** ..... **15-99**

(52) **U.S. Cl.**  
USPC ..... **D15/199**

(58) **Field of Classification Search**  
USPC ..... D15/126, 138, 199; D21/345, 350, 360, D21/361, 362, 383, 384, 398, 399, 414, D21/415, 418, 428, 455, 503, 504, 528, D21/529, 558, 578, 579, 594, 612, 621, D21/627, 658; D24/138, 155, 185, 198, D24/205, 208, 211, 231, 232; D29/124, D29/129; D34/35; D99/1, 17, 30, 34, D99/37, 38, 99  
CPC ..... G06N 3/00; G06N 3/004; G06N 3/006; G06N 3/008; G06N 5/00; A63H 3/00; G05B 19/00; B25J 9/00; B25J 9/104; G06C 7/60

See application file for complete search history.

(56) **References Cited**

**U.S. PATENT DOCUMENTS**

D461,484 S \* 8/2002 Kraft ..... D15/199  
D496,952 S \* 10/2004 D'Andreta ..... D15/199  
7,410,483 B2 \* 8/2008 Danitz ..... A61B 1/0053  
600/141  
D613,781 S \* 4/2010 Liu ..... D15/199  
D638,043 S \* 5/2011 Tsuchiya ..... D15/199  
D646,703 S \* 10/2011 Wong ..... D15/199

D650,820 S \* 12/2011 Long ..... D15/199  
D655,324 S \* 3/2012 Wong ..... D15/199  
D670,319 S \* 11/2012 Liu ..... D15/199  
D677,294 S \* 3/2013 Long ..... D15/199  
D678,378 S \* 3/2013 Selic ..... D15/199  
D681,708 S \* 5/2013 Miyake ..... D15/199  
D716,357 S \* 10/2014 Gombert ..... D15/199  
D749,223 S \* 2/2016 Vargas ..... D24/185  
D761,339 S \* 7/2016 White, Jr. .... D15/199  
D769,343 S \* 10/2016 Bordegnoni ..... D15/199

(Continued)

**OTHER PUBLICATIONS**

NIST Workshop Gets a 'Grip' on Robotics Challenge, posted on nist.gov, posted date Jul. 10213, no production date given, [online], [site visited Jul. 17, 2017], Available from Internet, <URL: https://www.nist.gov/news-events/news/2013/07/nist-workshop-gets-grip-robotics-challenge>.\*

(Continued)

*Primary Examiner* — Melanie H Tung  
*Assistant Examiner* — Fritzgerald L Butac  
(74) *Attorney, Agent, or Firm* — Kevin T. Shaughnessy

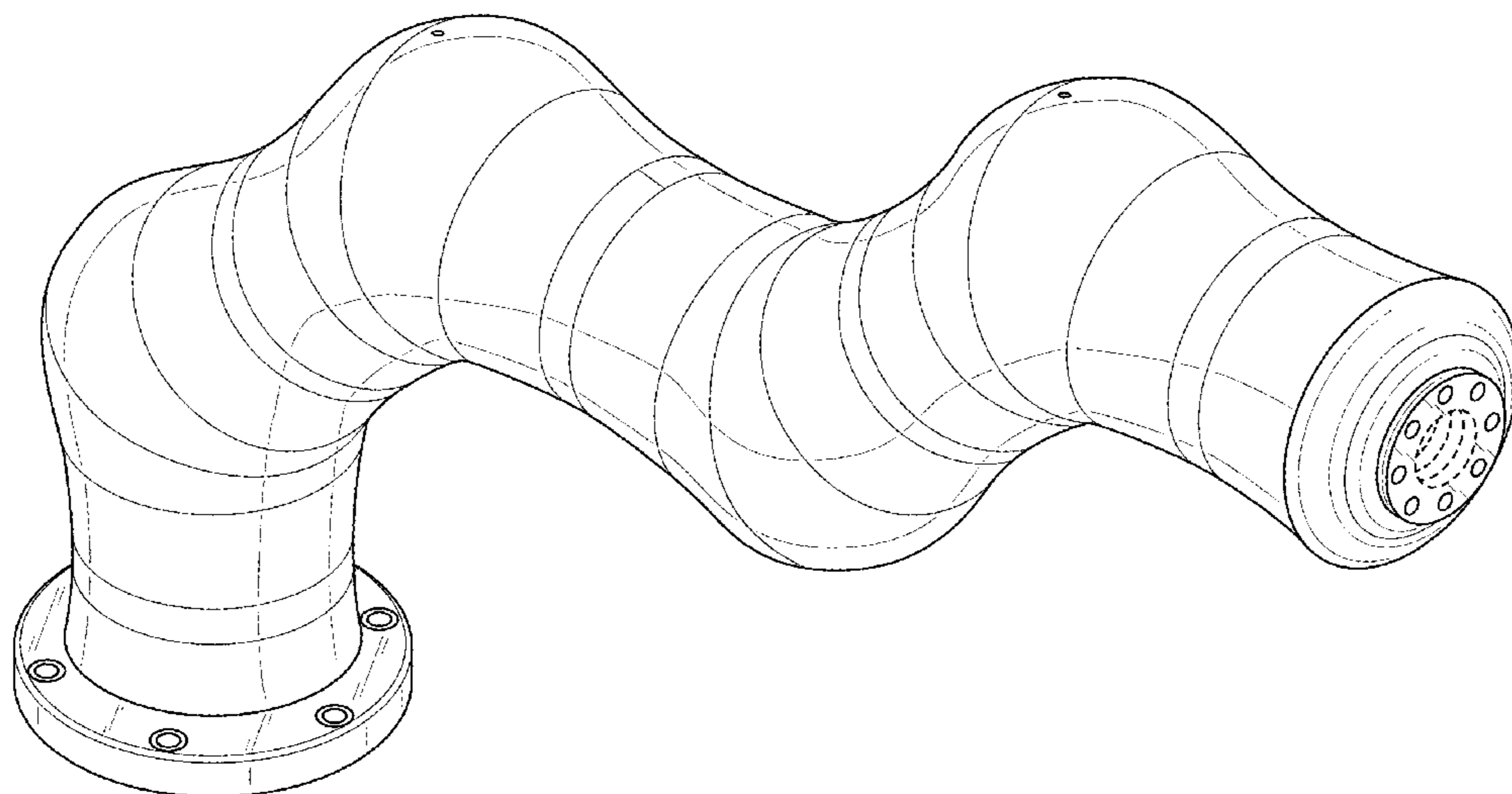
(57) **CLAIM**

The ornamental design for a robotic arm, as shown and described.

**DESCRIPTION**

FIG. 1 is a top view of a robotic arm embodying the design. FIG. 2 is a bottom view thereof. FIG. 3 is a front elevation view thereof. FIG. 4 is a rear elevation view thereof. FIG. 5 is a left side view thereof. The right side view of the robotic arm is a mirror image of the left side. FIG. 6 is a left perspective view thereof; and, FIG. 7 is a right perspective view thereof. The broken lines in FIGS. 2, 3, 6 and 7 show portions a robotic arm that form no part of the claimed design.

**1 Claim, 7 Drawing Sheets**



(56)

**References Cited**

U.S. PATENT DOCUMENTS

2017/0098959 A1\* 4/2017 Kikuchi ..... H01H 47/223  
2017/0098964 A1\* 4/2017 Sakata ..... H02J 50/12  
2017/0098965 A1\* 4/2017 Kikuchi ..... H02J 50/12  
2017/0098991 A1\* 4/2017 Takahashi ..... H02J 50/12

OTHER PUBLICATIONS

Robotic manipulator arm can catch throw at its subject, posted on yournewsticker.com, posted May 15, 2014, no production date given, [online], [site visited Jul. 17, 2017], Available from Internet, <URL: <http://yournewsticker.com/2014/05/robotic-manipulator-arm-can-catch-throw-subject.html>>.\*

NASA designs ape-like robot for disasters, posted on scssnys.com, posted Jan. 1, 2015, no production date given, [online], [site visited Jul. 17, 2017], Available from Internet, <URL: <https://www.scssnys.com/author/sethshaps/>>.\*

Manipulator/Robotic Arm, posted on icrobotics.com, no posted date given, no production date given, [online], [site visited Jul. 17, 2017], Available from Internet, <URL: [http://icrobotics.com/robot\\_arm.html](http://icrobotics.com/robot_arm.html)>.\*

\* cited by examiner

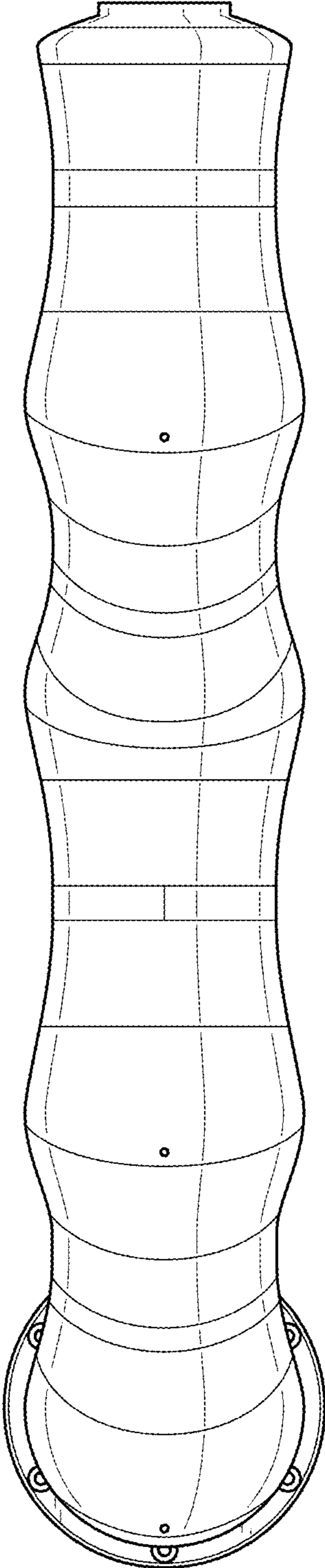


FIG. 1

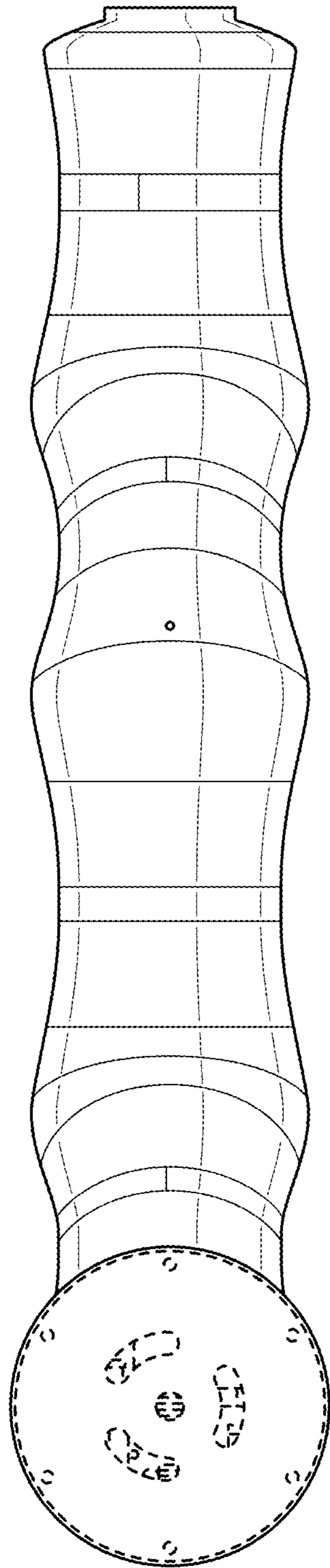


FIG. 2

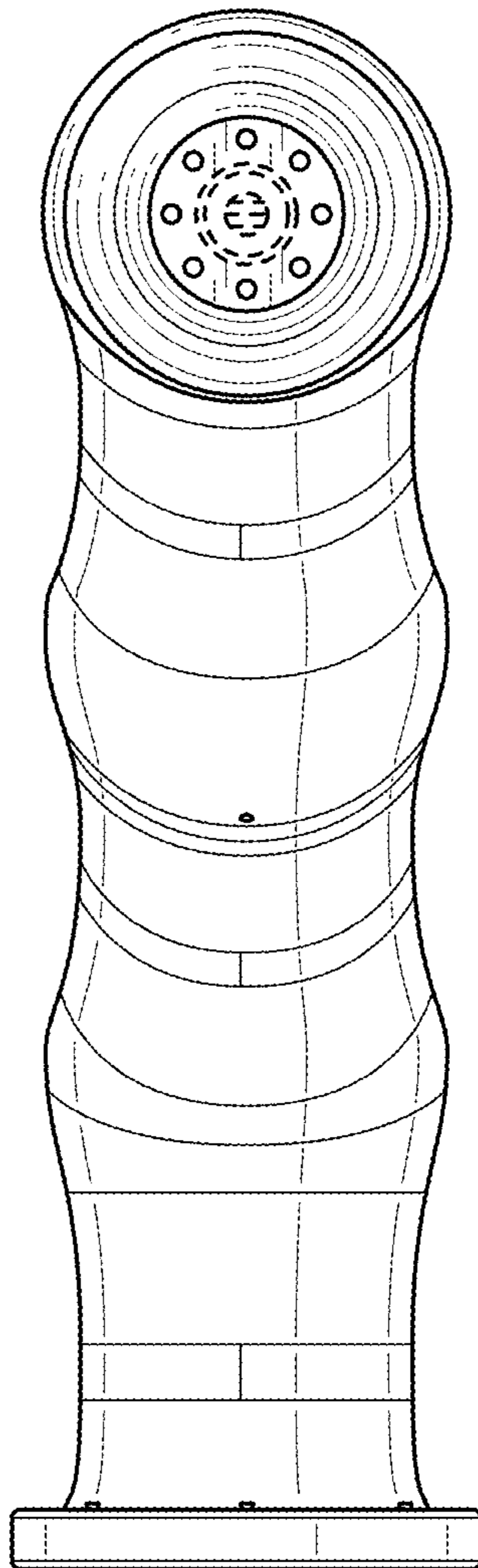


FIG. 3

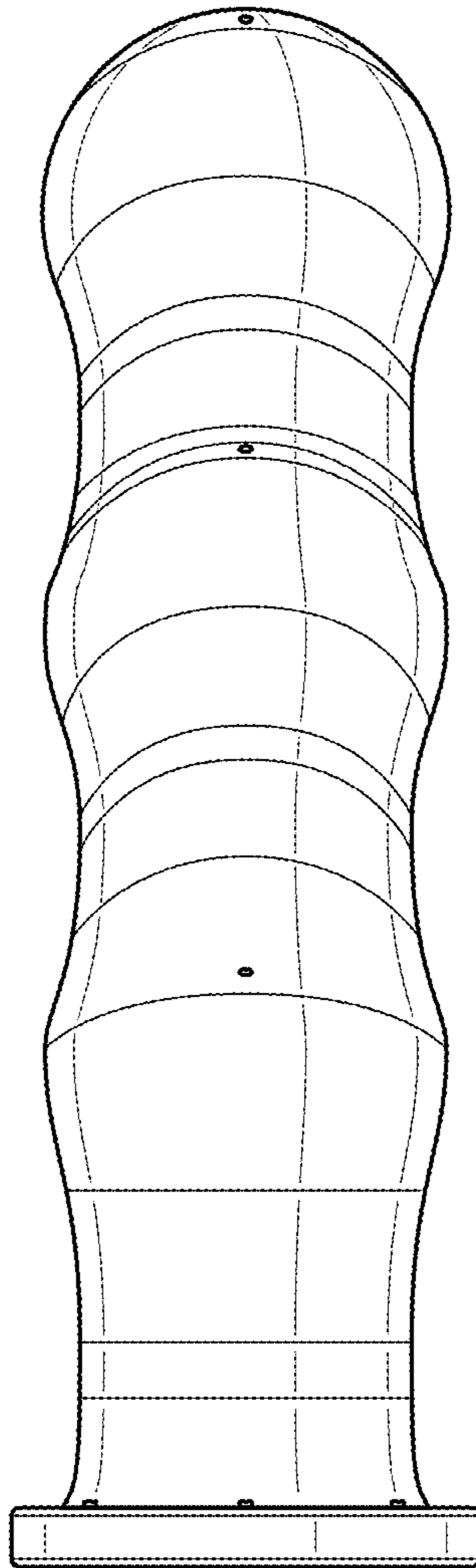


FIG. 4

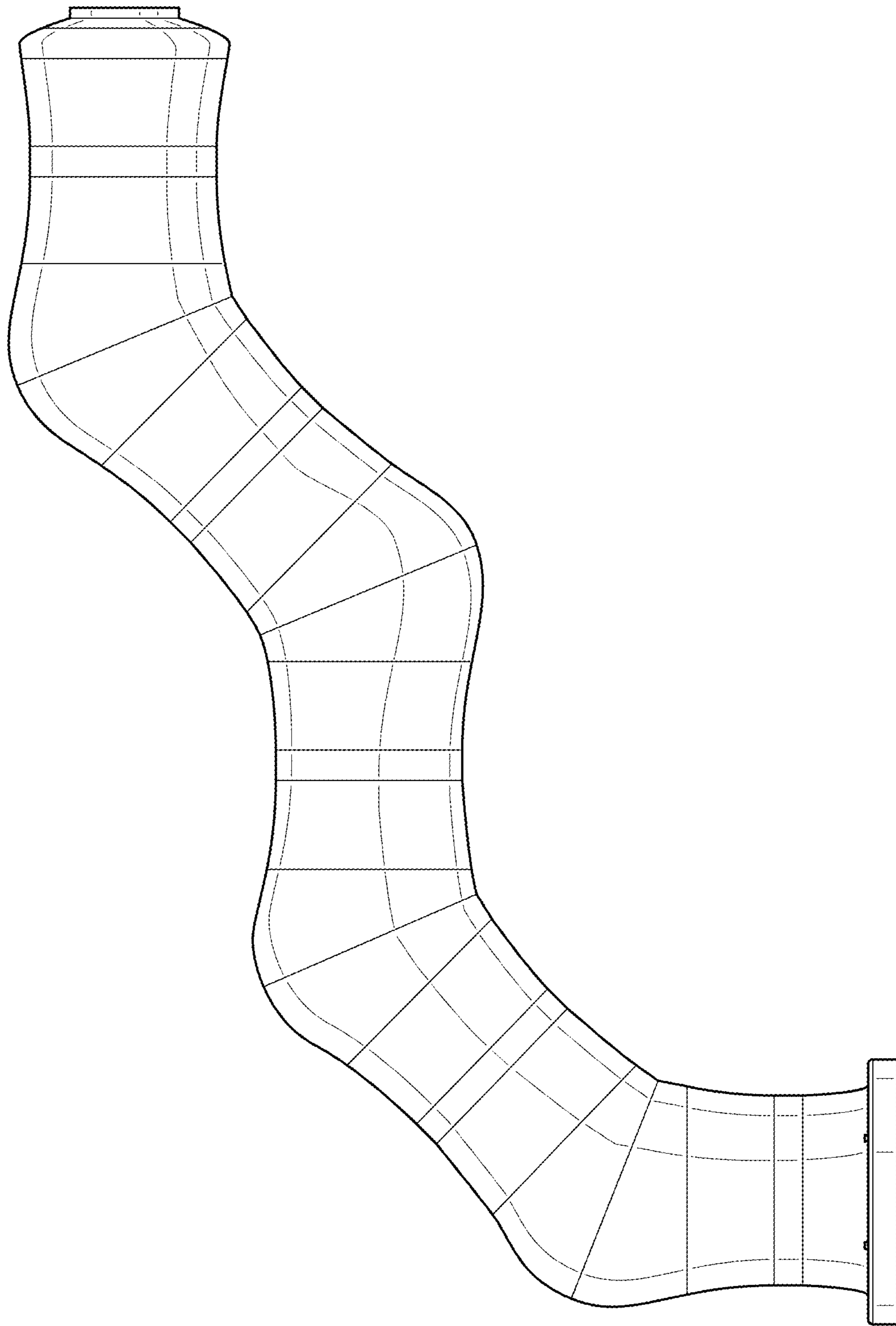


FIG. 5

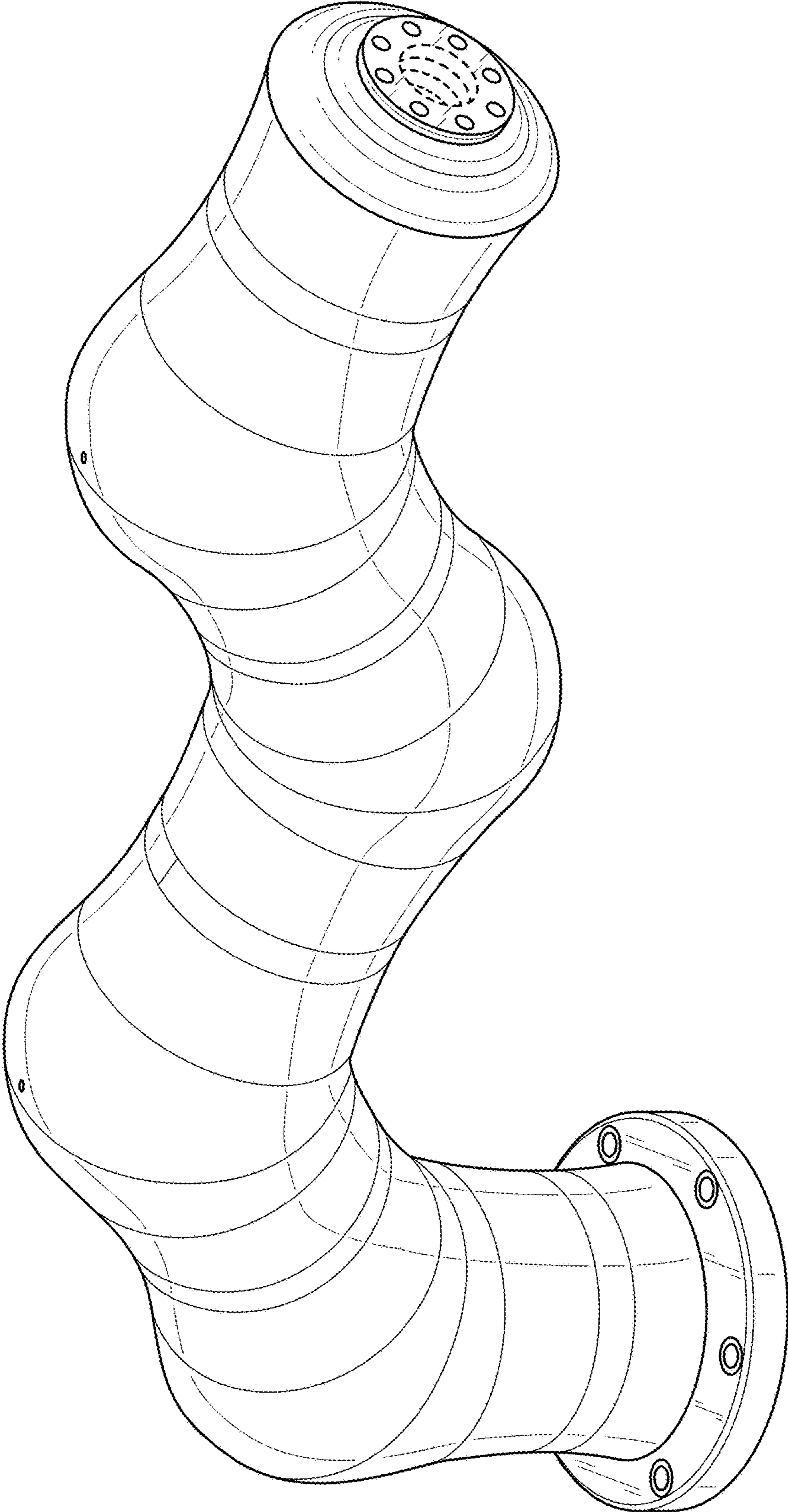


FIG. 6



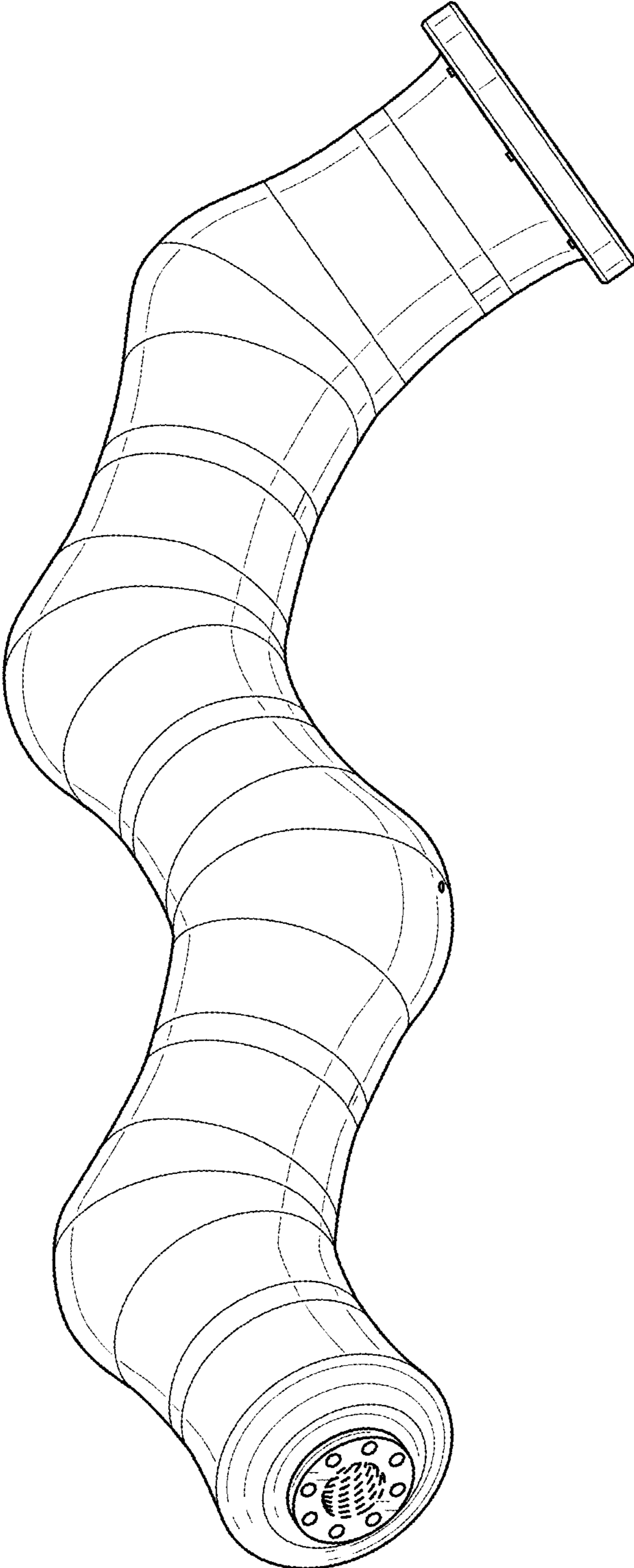


FIG. 7