



US00D824964S

(12) **United States Design Patent** (10) **Patent No.:** **US D824,964 S**  
**Kim et al.** (45) **Date of Patent:** **\*\* Aug. 7, 2018**

(54) **REFRIGERATOR DOOR**

(71) Applicant: **Samsung Electronics Co., Ltd.**,  
Suwon-si (KR)

(72) Inventors: **Hyunsoo Kim**, Seongnam-si (KR);  
**Selim Yoon**, Seongnam-si (KR);  
**Jaemin Lee**, Incheon (KR); **Sangwoon Jeon**, Seoul (KR)

(73) Assignee: **Samsung Electronics Co., Ltd.**,  
Suwon-si (KR)

(\*\*) Term: **15 Years**

(21) Appl. No.: **29/593,515**

(22) Filed: **Feb. 9, 2017**

(30) **Foreign Application Priority Data**

Aug. 19, 2016 (KR) ..... 30-2016-0040564

(51) **LOC (11) Cl.** ..... **15-07**

(52) **U.S. Cl.**  
USPC ..... **D15/89**

(58) **Field of Classification Search**  
USPC ..... D15/79-91  
CPC .. F25D 11/00; F25D 17/065; F25D 2325/022;  
F25D 23/069; F25D 25/025; F25D 11/02;  
F25D 17/062; F25D 21/12; F25D 21/125;  
F25D 21/14; F25D 2317/061; F25D  
2317/067; F25D 2323/021; F25D  
2323/024; F25D 23/028; F25D 23/04;  
F25D 23/066; F25D 23/085; F25D  
23/087; F25D 23/126; F25D 2400/02;  
F25D 2400/06; F25D 2400/361; F25D  
2400/40; F25D 25/005; F25D 25/02;  
F25D 2600/02; F25D 2700/02; F25D  
2700/12; F25D 2700/121; F25D 2700/14;  
F25D 29/00

See application file for complete search history.

(56) **References Cited**

U.S. PATENT DOCUMENTS

D540,832 S	4/2007	Wang et al.	
D589,988 S	4/2009	Martin et al.	
D730,414 S *	5/2015	Hwang .....	D15/86
D754,760 S *	4/2016	Seo .....	D15/89
D754,761 S *	4/2016	Hwang .....	D15/89
D795,312 S *	8/2017	Shoemaker .....	D15/89

FOREIGN PATENT DOCUMENTS

KR	30-2004-0017300	3/2005
----	-----------------	--------

\* cited by examiner

*Primary Examiner* — Ian Simmons  
*Assistant Examiner* — Khawaja Anwar  
(74) *Attorney, Agent, or Firm* — NSIP Law

(57) **CLAIM**  
We claim the ornamental design for a refrigerator door, as shown and described.

**DESCRIPTION**

FIG. 1 is a front perspective view of a refrigerator door showing our new design;  
FIG. 2 is a front view thereof;  
FIG. 3 is a rear view thereof;  
FIG. 4 is a left-side view thereof;  
FIG. 5 is a right-side view thereof;  
FIG. 6 is a top view thereof;  
FIG. 7 is a bottom view thereof; and,  
FIG. 8 is a bottom perspective view thereof.  
The broken lines in the figures depict environmental subject matter and form no part of the claimed design.  
The dot-dash broken lines in the figures represent a boundary line and form no part of the claimed design.  
The unshaded surfaces shown between the solid lines and the broken lines form no part of the claim.

**1 Claim, 8 Drawing Sheets**

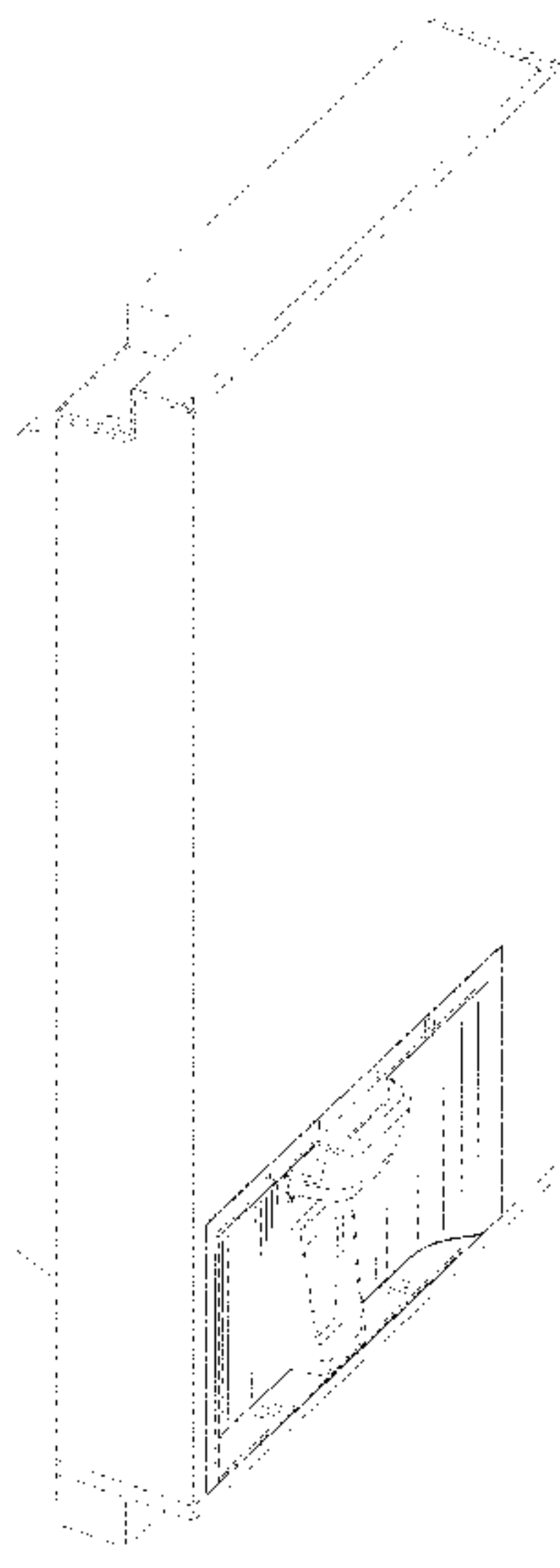


FIG. 1

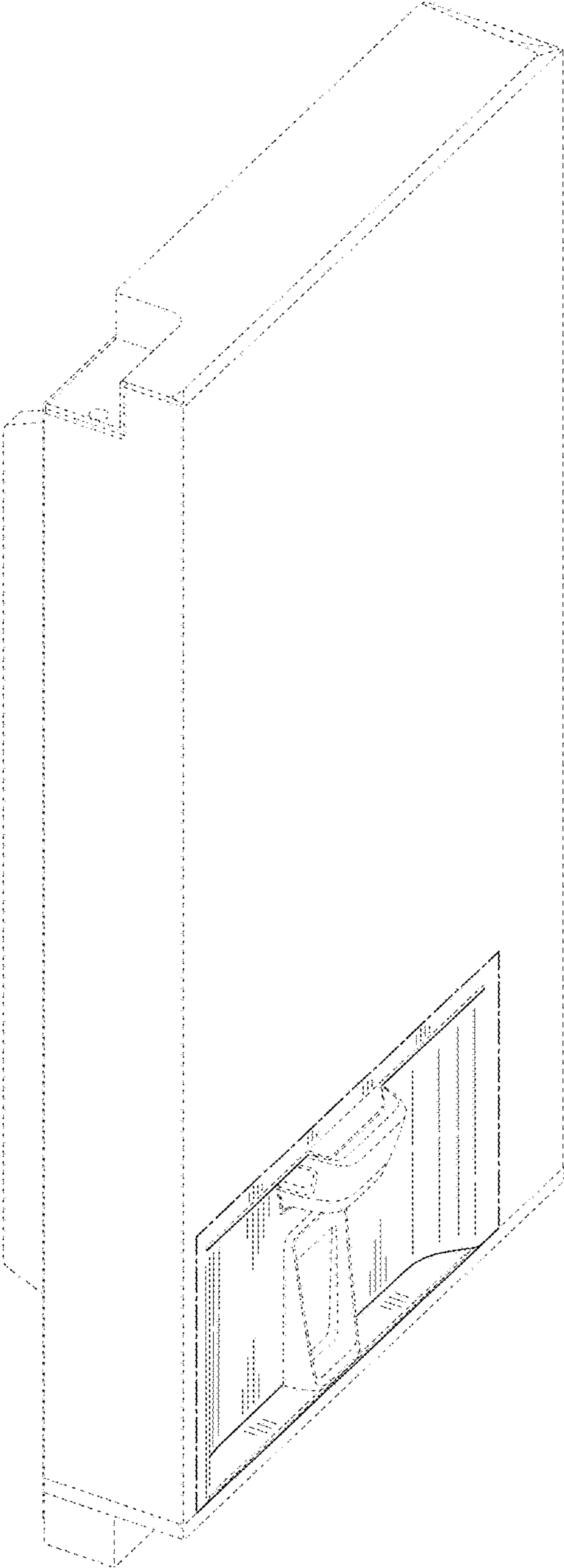


FIG. 2

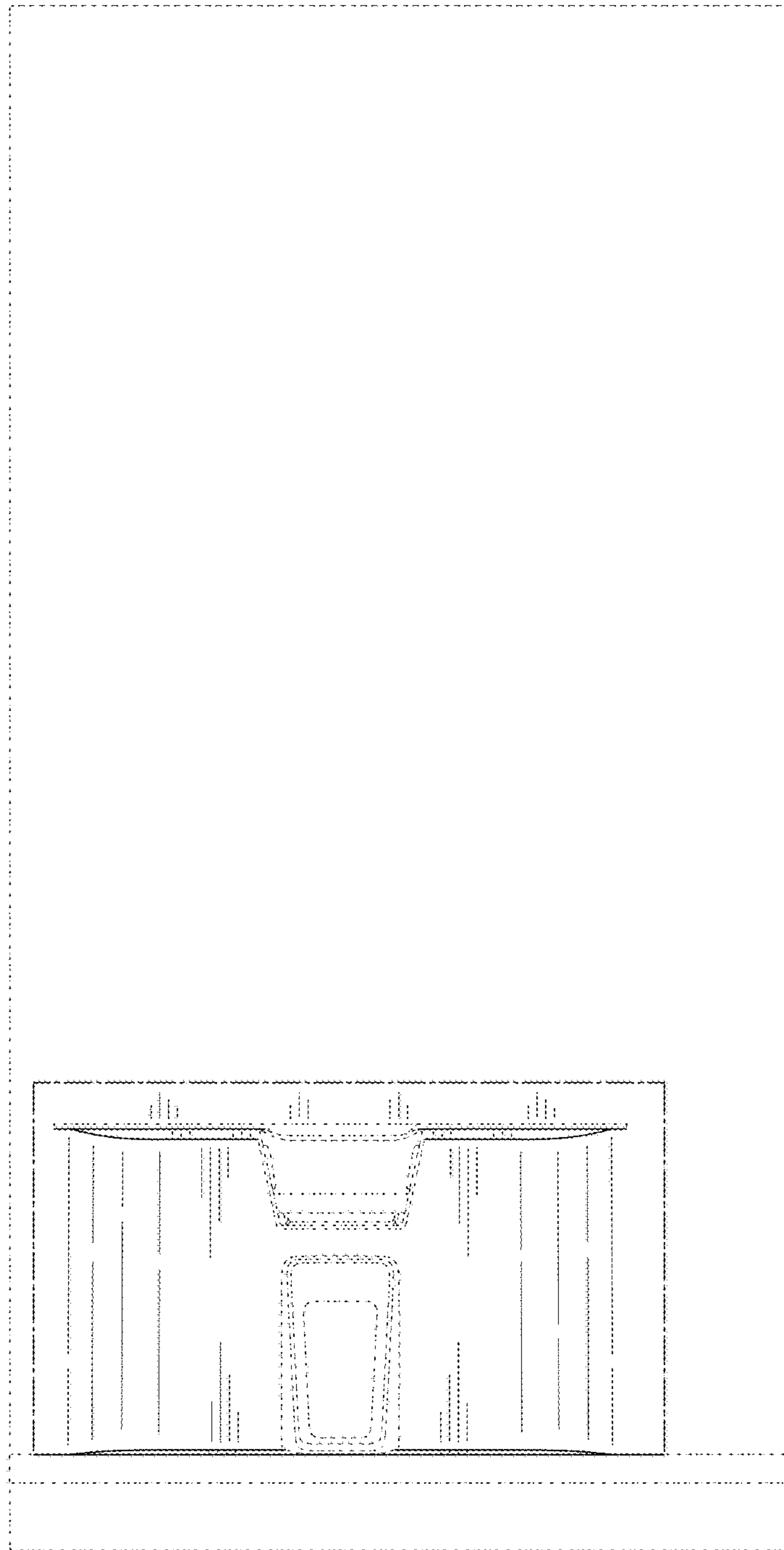


FIG. 3




FIG. 4




FIG. 5




FIG. 6

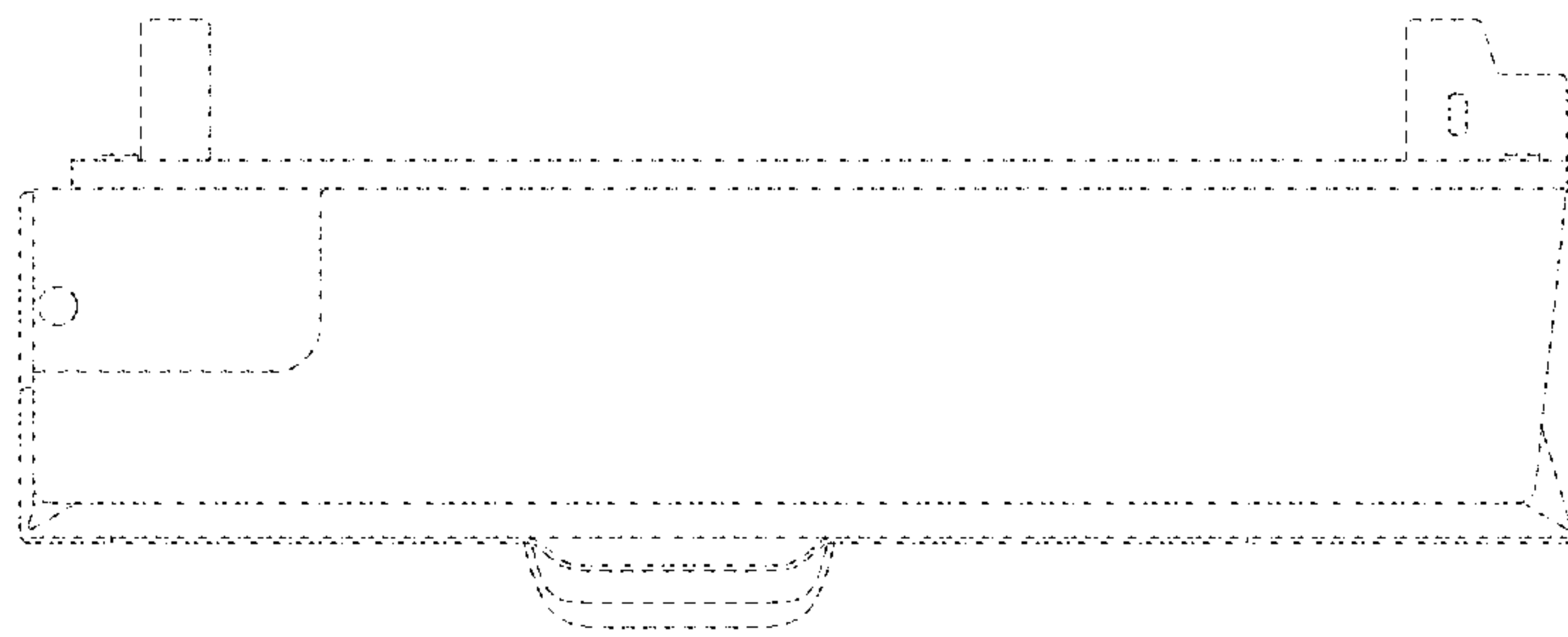


FIG. 7

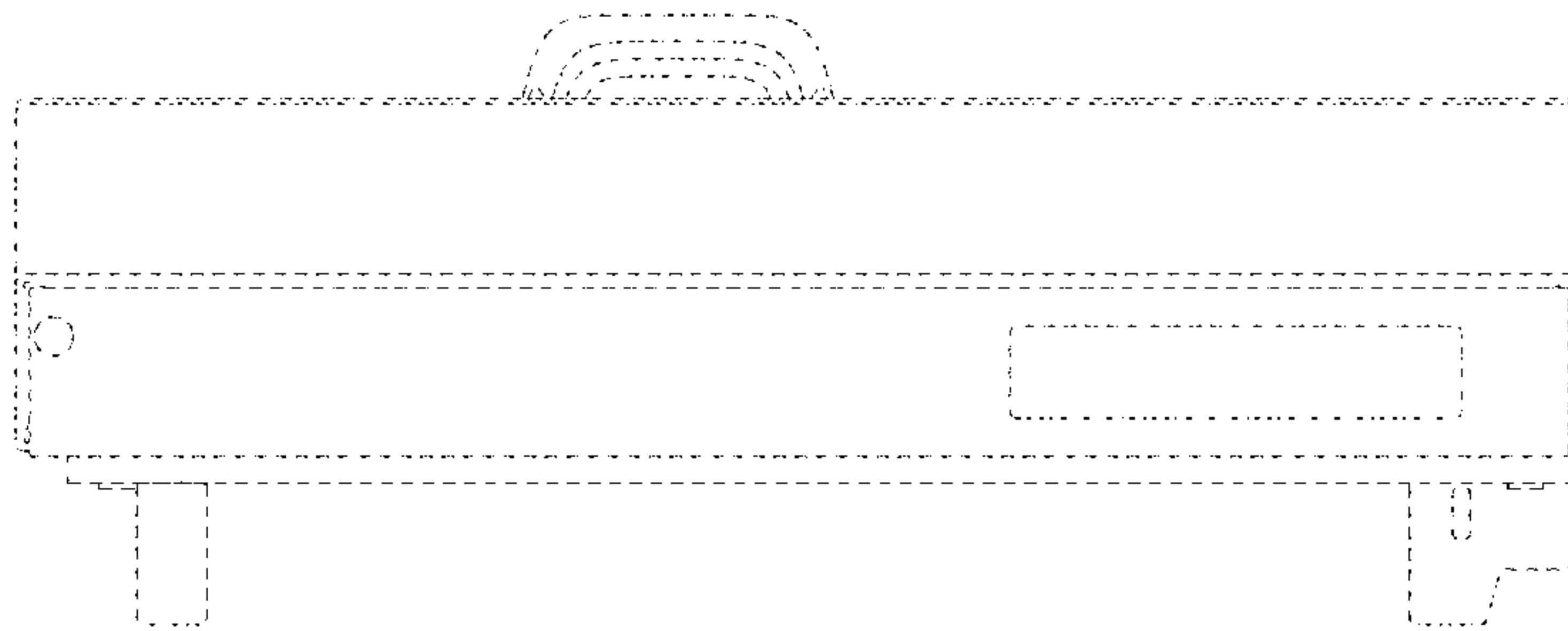




FIG. 8

