



US00D824952S

(12) **United States Design Patent**
Yuguchi et al.

(10) **Patent No.:** **US D824,952 S**

(45) **Date of Patent:** **** Aug. 7, 2018**

(54) **DISPLAY SCREEN WITH GRAPHICAL USER INTERFACE FOR CONVERTING MACHINE**

(71) Applicant: **MITSUBISHI ELECTRIC CORPORATION**, Tokyo (JP)

(72) Inventors: **Takashi Yuguchi**, Tokyo (JP); **Reiko Yamada**, Tokyo (JP); **Tetsumasa Kaneko**, Tokyo (JP)

(73) Assignee: **Mitsubishi Electric Corporation**, Tokyo (JP)

(**) Term: **15 Years**

(21) Appl. No.: **29/629,151**

(22) Filed: **Dec. 12, 2017**

Related U.S. Application Data

(62) Division of application No. 29/561,090, filed on Apr. 13, 2016, now Pat. No. Des. 812,630.

(30) **Foreign Application Priority Data**

Nov. 30, 2015 (JP) 2015-026665
Nov. 30, 2015 (JP) 2015-026666
Nov. 30, 2015 (JP) 2015-026667

(51) **LOC (11) Cl.** **14-04**

(52) **U.S. Cl.**
USPC **D14/486**

(58) **Field of Classification Search**
USPC D14/485-488; D19/1-5, 12, 20-25, 40; D20/11, 22, 23, 27, 40, 43
CPC ... G06F 3/048-3/04897; G05B 19/418; G11B 19/025; B41F 5/00; B65H 1/00; B65H 49/00; B65H 5/066
See application file for complete search history.

(56) **References Cited**

U.S. PATENT DOCUMENTS

D599,810 S * 9/2009 Scalisi D14/485
D709,077 S * 7/2014 Jonsson D14/485

D716,829 S * 11/2014 Sik D14/486
D739,414 S * 9/2015 Lim D14/485
D760,739 S * 7/2016 Jung D14/485
D771,062 S * 11/2016 Gronsberg D14/485
D771,087 S * 11/2016 Lee D14/486
D773,522 S * 12/2016 Kim D14/488

(Continued)

OTHER PUBLICATIONS

Cassette Animation, by Daemon Inkz, YouTube [online], published on May 21, 2014, [retrieved on Dec. 15, 2017], retrieved from the Internet <URL: <https://www.youtube.com/watch?v=ypKwtV8ADg4>> (Year: 2014).*

Primary Examiner — Cathron C Brooks

Assistant Examiner — Ian F Whitmore

(74) *Attorney, Agent, or Firm* — Studebaker & Brackett PC

(57) **CLAIM**

The ornamental design for a display screen with graphical user interface for converting machine, as shown and described.

DESCRIPTION

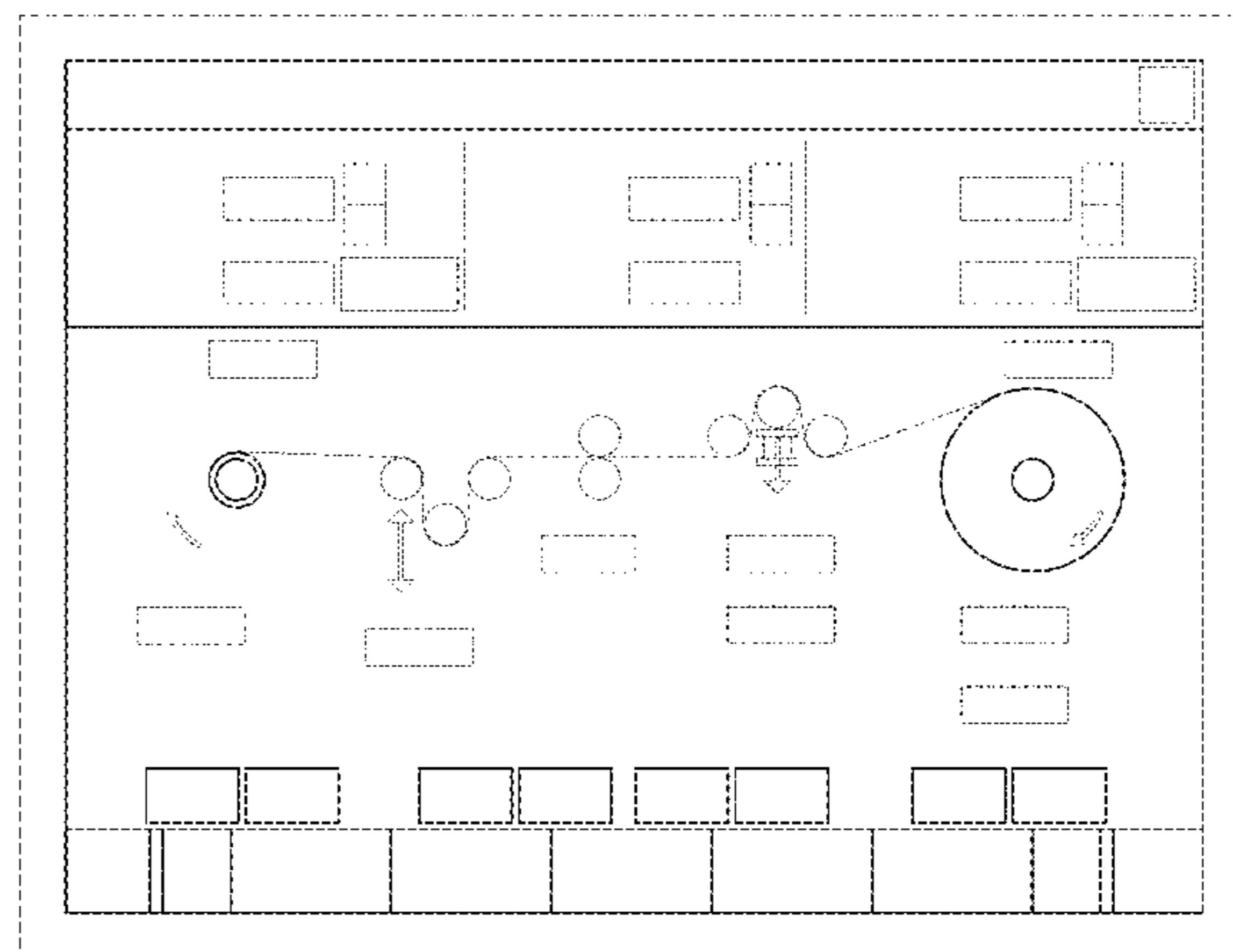
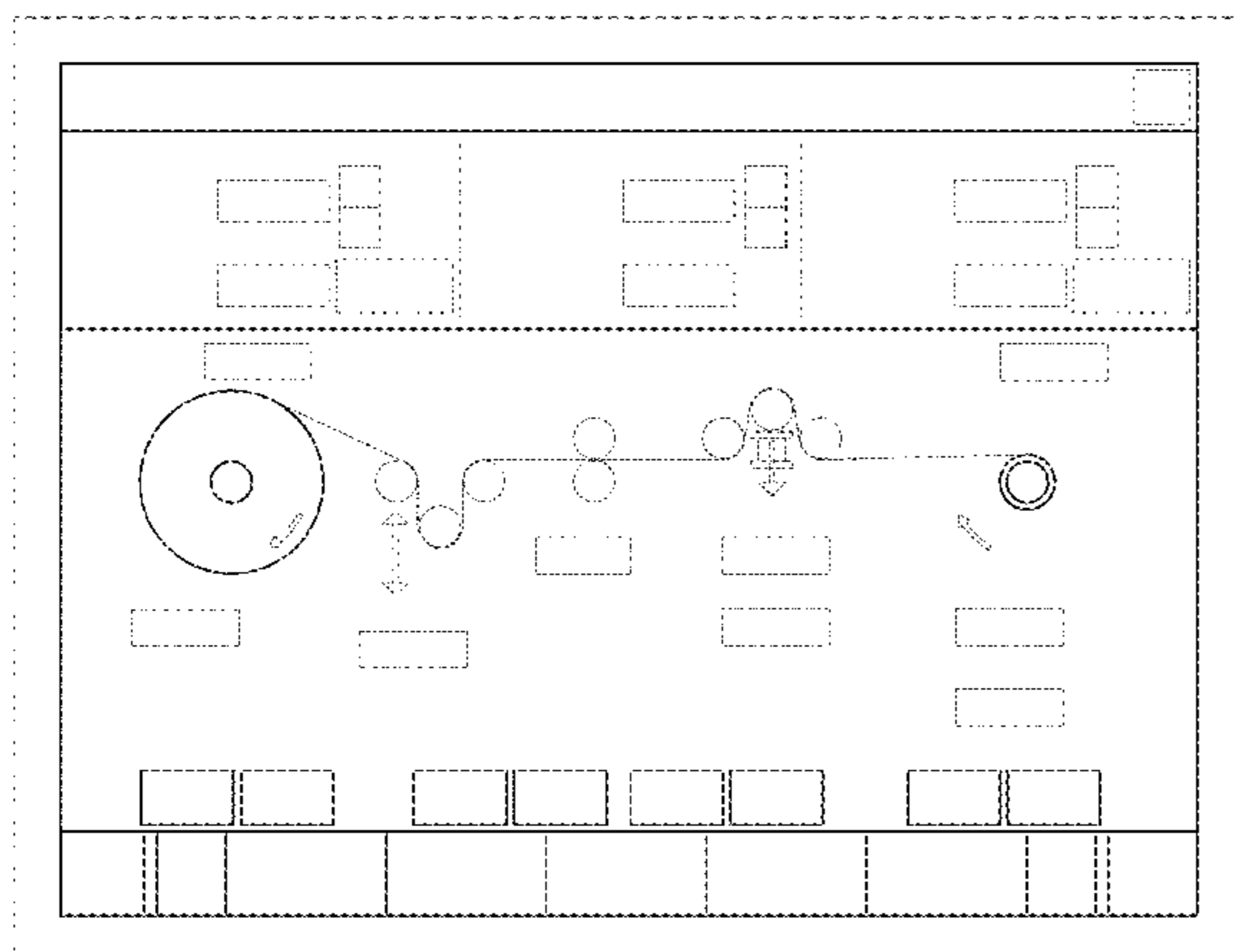
FIG. 1 is the first image of a display screen with graphical user interface for converting machine showing our new design; and,

FIG. 2 is the second image thereof.

The appearance of the graphical user interface sequentially transitions between the images shown in FIGS. 1-2. The process or period in which one image transitions to another image forms no part of the claimed design.

The outermost broken lines illustrate a display screen and form no part of the claimed design. The remaining broken lines illustrate portions of a graphical user interface and form no part of the claimed design.

1 Claim, 2 Drawing Sheets



(56)

References Cited

U.S. PATENT DOCUMENTS

D784,391 S *	4/2017	Yuguchi	D14/486
D798,317 S *	9/2017	Schindler	D14/486
D809,544 S *	2/2018	Ambielli	D14/486
D812,630 S *	3/2018	Yuguchi	D14/486
D812,634 S *	3/2018	Tuthill	D14/486
D813,894 S *	3/2018	Lowell	D14/486
2006/0026535 A1 *	2/2006	Hotelling	G06F 3/0418 715/863
2014/0055375 A1 *	2/2014	Kim	G06F 1/1652 345/173
2016/0280484 A1 *	9/2016	Baum	B65H 5/066

* cited by examiner

Fig. 1

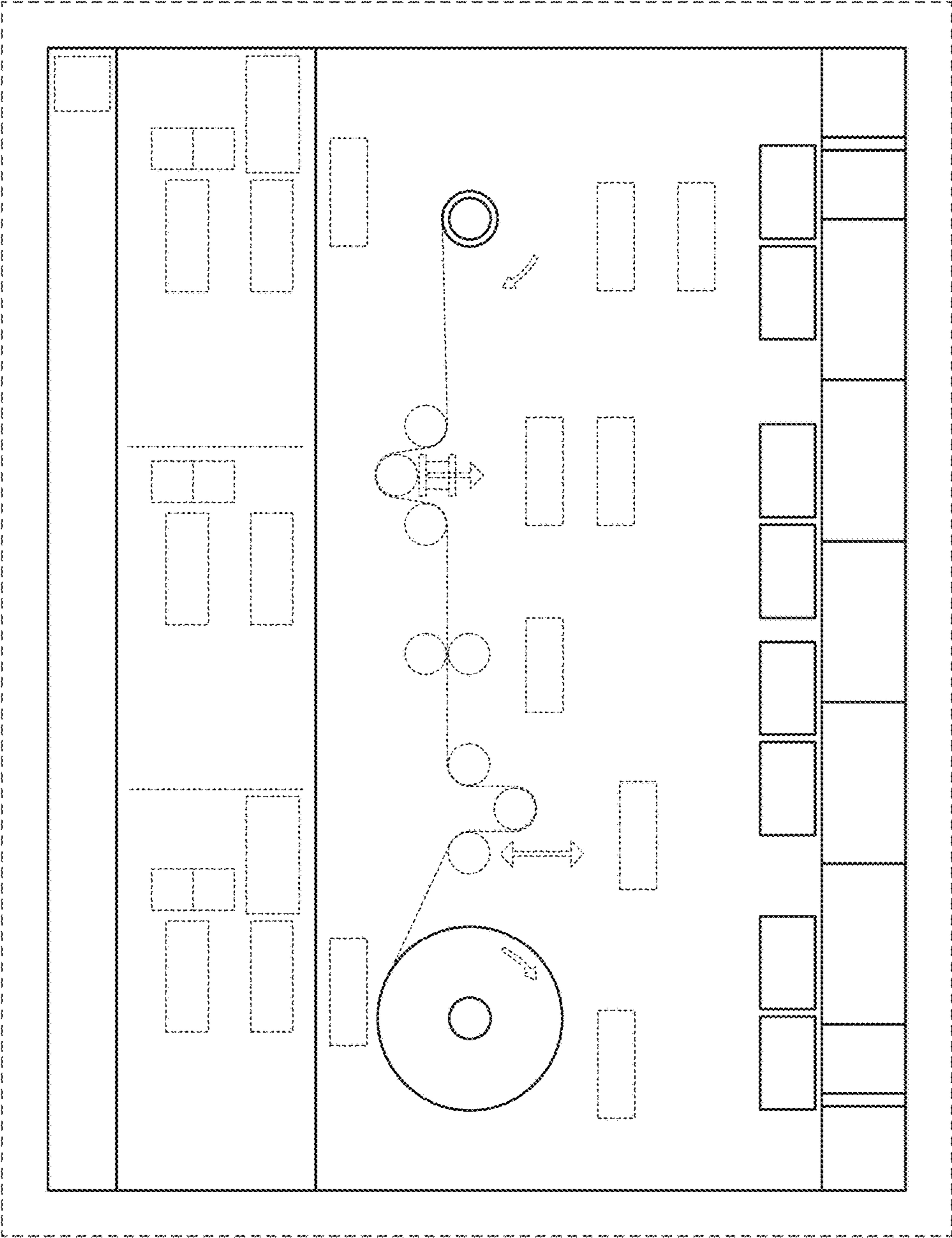


Fig. 2

