



US00D824927S

(12) **United States Design Patent**
de la Garza

(10) **Patent No.:** **US D824,927 S**

(45) **Date of Patent:** **** Aug. 7, 2018**

(54) **DISPLAY SCREEN OR PORTION THEREOF WITH AN ANIMATED GRAPHICAL USER INTERFACE**

<http://iconswebsite.com/shutterstock-image/saving-181037186.html>> (Year: 2014).*

(Continued)

(71) Applicant: **United Services Automobile Association (USAA)**, San Antonio, TX (US)

Primary Examiner — Cathron C Brooks

Assistant Examiner — Ian F Whitmore

(74) *Attorney, Agent, or Firm* — Fletcher Yoder, P.C.

(72) Inventor: **Cathy de la Garza**, San Antonio, TX (US)

(73) Assignee: **United States Automobile Association (USAA)**, San Antonio, TX (US)

(57) **CLAIM**

(**) Term: **15 Years**

The ornamental design for a display screen or portion thereof with an animated graphical user interface, as shown and described.

(21) Appl. No.: **29/602,032**

(22) Filed: **Apr. 27, 2017**

DESCRIPTION

(51) **LOC (11) Cl.** **14-04**

(52) **U.S. Cl.**
USPC **D14/485**; D14/491; D14/492

(58) **Field of Classification Search**
USPC D14/485–495; D20/10, 11, 22–33, 39, D20/40
CPC G06F 3/048–3/04897; G06F 17/211; G06F 17/212; G06F 17/3005; G06F 17/30056; G06F 17/30112; G06F 17/30716; G06F 15/0266; G06F 17/30861; G06Q 30/0601; G06Q 30/0641; G06Q 10/06; G06Q 10/109; A61B 5/02; H04N 1/00198; H04N 1/00408

See application file for complete search history.

FIG. 1 illustrates a front view of a display screen or portion thereof with an animated graphical user interface showing a first image in the sequence showing the new design; FIG. 2 illustrates a second image thereof; FIG. 3 illustrates a third image thereof; FIG. 4 illustrates a fourth image thereof; FIG. 5 illustrates a fifth image thereof; FIG. 6 illustrates a sixth image thereof; FIG. 7 illustrates a seventh image thereof; FIG. 8 illustrates an eighth image thereof; FIG. 9 illustrated a ninth image thereof; FIG. 10 illustrates a tenth image thereof; and, FIG. 11 illustrates an eleventh image thereof.

(56) **References Cited**

U.S. PATENT DOCUMENTS

D688,680 S * 8/2013 Fleischmann D14/486
D751,599 S * 3/2016 Connolly D14/488

(Continued)



The rectangular dot-dash broken-line perimeter illustrates a display screen. The dashed broken lines outside this perimeter illustrate portions of an electronic device. The dashed broken lines within this perimeter illustrate portions of a graphical use interface. The broken lines form no part of the claimed design.

OTHER PUBLICATIONS

Saving, iconswebsite.com [online], published on Mar. 11, 2014, [retrieved on Mar. 26, 2018], retrieved from the Internet <URL:

The appearance of the animated images sequentially transitions between the images shown in FIG. 1-11. The process or period in which one image transitions to another forms no part of the claimed ornamental design.

1 Claim, 11 Drawing Sheets



(56)

References Cited

U.S. PATENT DOCUMENTS

D753,666 S * 4/2016 Li D14/485
D754,169 S * 4/2016 Kaplan D14/486
D754,703 S * 4/2016 Moon D14/486
D768,694 S * 10/2016 Kim D14/487
D769,929 S * 10/2016 Kim D14/487
D783,037 S * 4/2017 Hariharan D14/486
D788,163 S * 5/2017 Kim D14/489
D794,069 S * 8/2017 Dascola D14/492
2015/0006426 A1* 1/2015 Sobhani G06Q 20/06
705/329
2015/0332306 A1* 11/2015 Marks G06Q 30/0234
705/14.34

OTHER PUBLICATIONS

Expense Category, by Sunthara, iconfinder.com [online], published on Aug. 2, 2015, [retrieved on Mar. 26, 2018], retrieved from the Internet <URL: <https://www.iconfinder.com/iconsets/expense-category>> (Year: 2015).*

Piggy Bank, by Chalkiopoulos, dribbble.com [online], published on Sep. 25, 2015, [retrieved on Mar. 26, 2018], retrieved from the Internet <URL: <https://dribbble.com/shots/2262574-Piggy-bank>> (Year: 2015).*

Financial Readiness is Critical to Mission Readiness, by Bruns, communities.usaa.com [online], last updated May 13, 2016, [retrieved on Mar. 22, 2018], retrieved from the Internet <URL: <https://communities.usaa.com/t5/Financial-Advice-Blog/Financial-Readiness-is-Critical-to-Mission-Readiness/ba-p/121499>> (Year: 2016).*

* cited by examiner




FIG. 1




FIG. 2

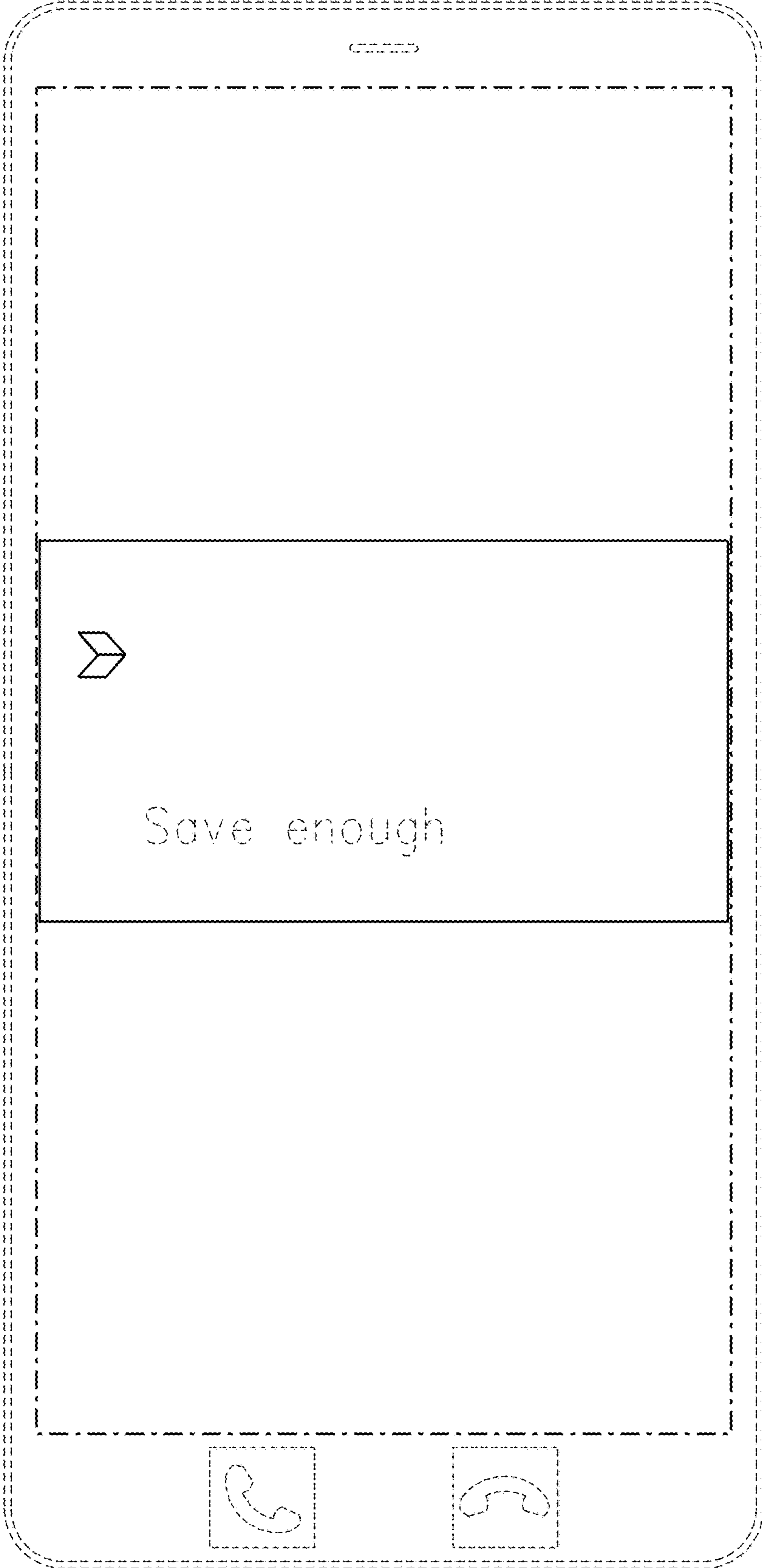


FIG. 3

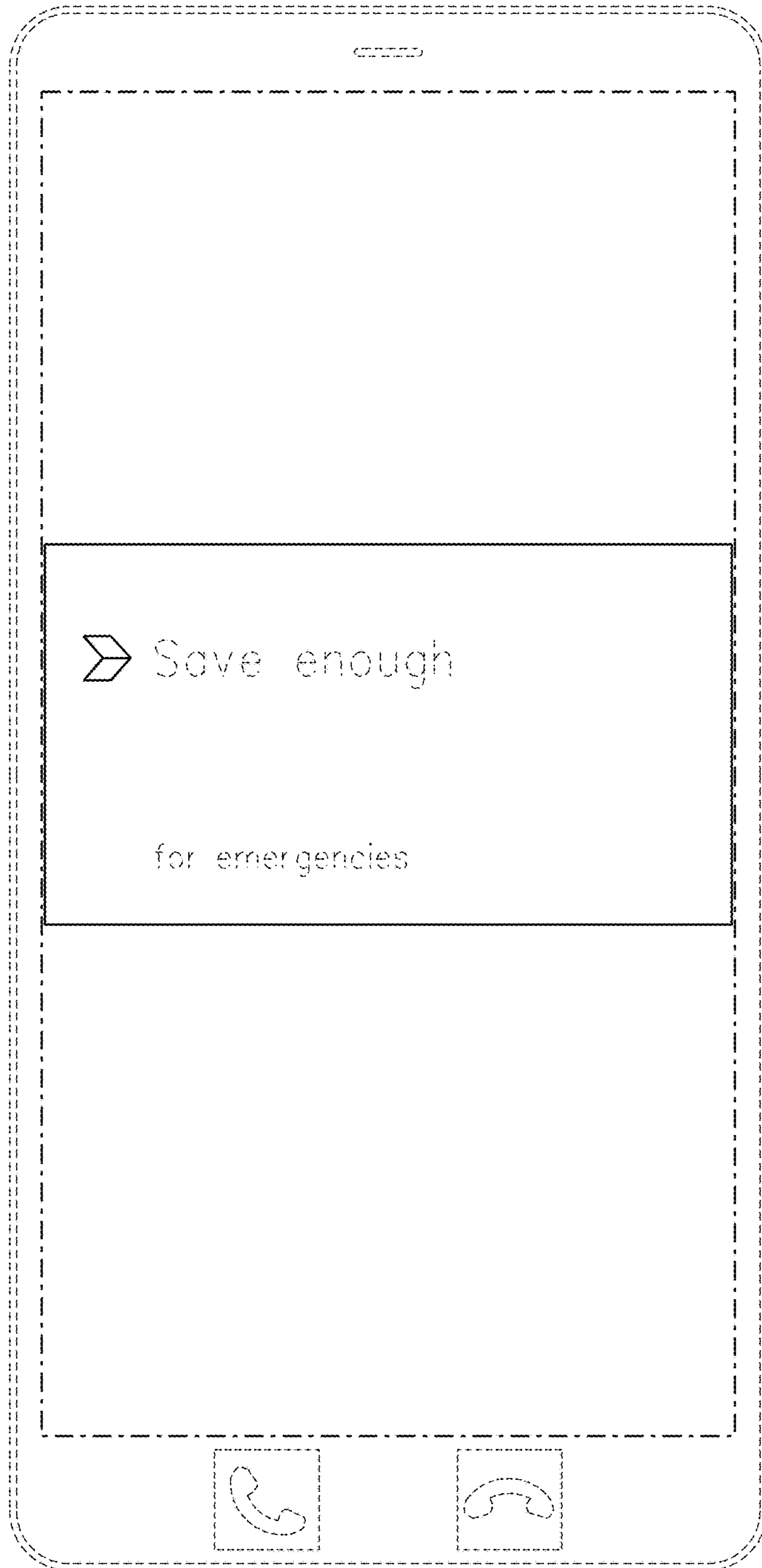


FIG. 4




FIG. 5

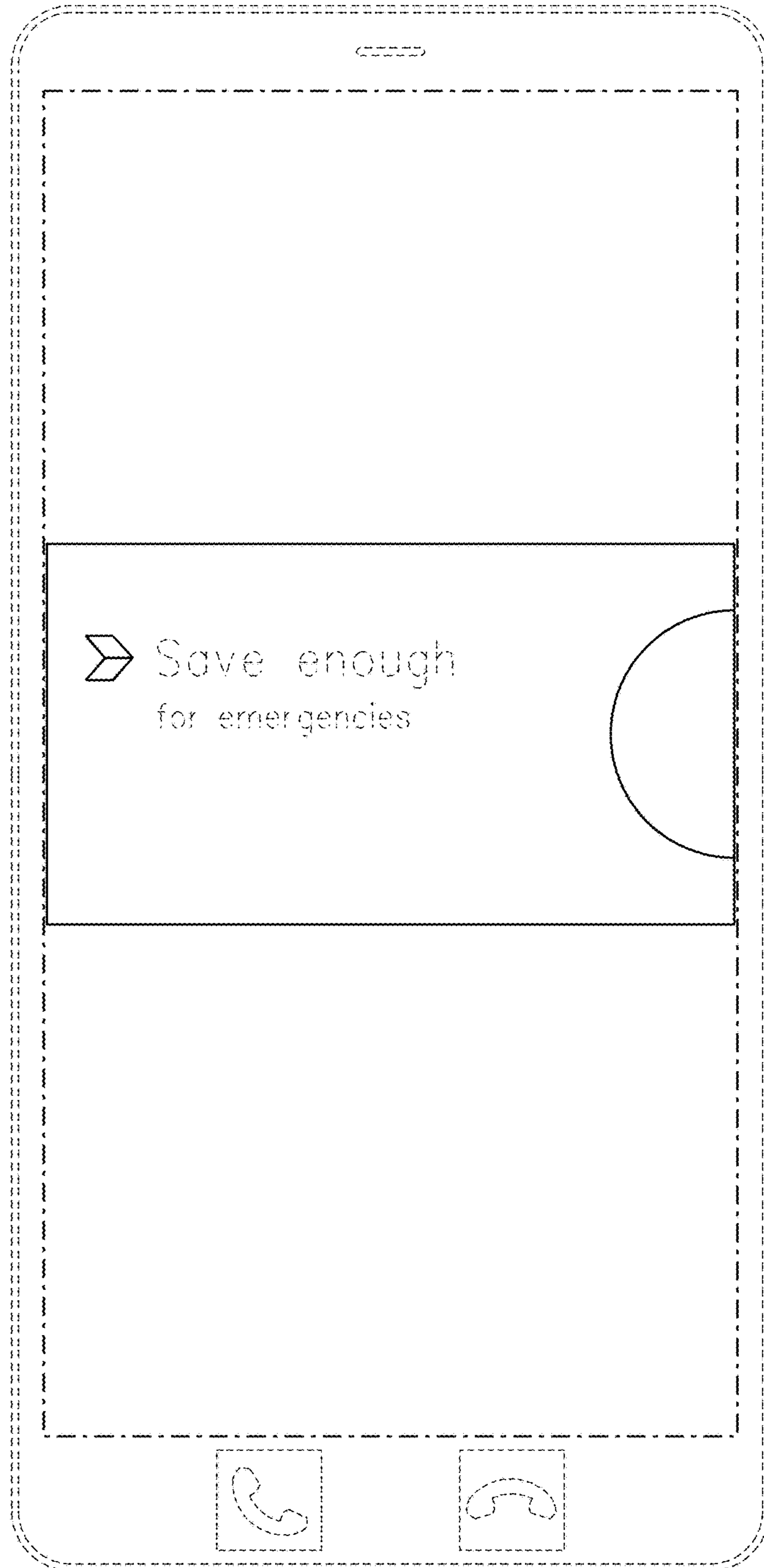


FIG. 6

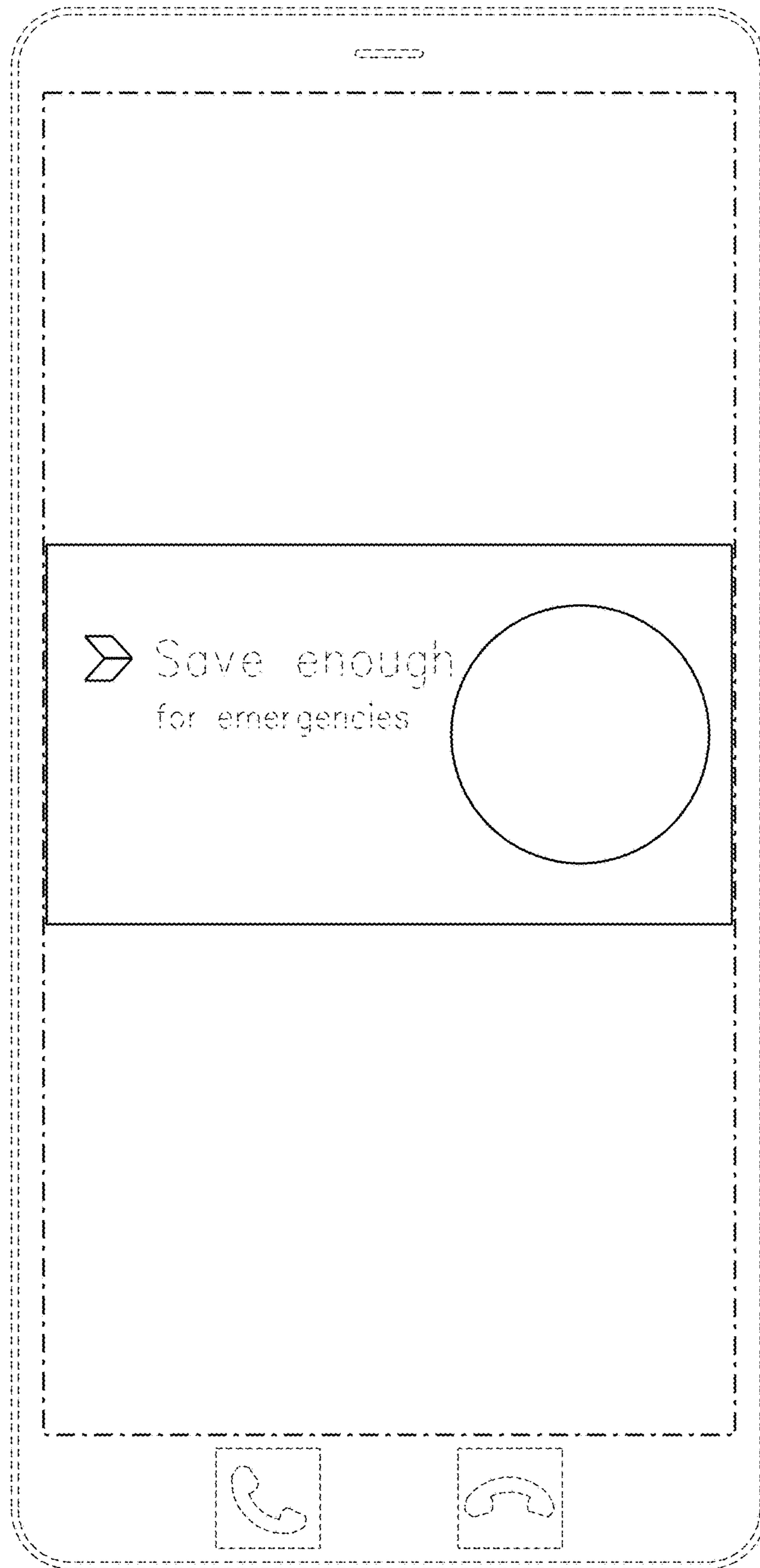


FIG. 7




FIG. 8




FIG. 9




FIG. 10




FIG. 11