



US00D824909S

(12) **United States Design Patent** (10) **Patent No.:** **US D824,909 S**  
**Namala** (45) **Date of Patent:** **\*\* Aug. 7, 2018**

(54) **HDMI CABLE CONNECTOR**

(71) Applicant: **QualGear LLC**, Plano, TX (US)

(72) Inventor: **Ramesh Namala**, Plano, TX (US)

(73) Assignee: **Qualgear, LLC**, Plano, TX (US)

(\*\*) Term: **15 Years**

(21) Appl. No.: **29/619,152**

(22) Filed: **Sep. 27, 2017**

(51) **LOC (11) Cl.** ..... **14-02**

(52) **U.S. Cl.**  
 USPC ..... **D14/433**

(58) **Field of Classification Search**  
 USPC ..... D14/240, 242, 356, 358, 363, 365, 367,  
 D14/370, 432-437, 439, 498, 125, 366,  
 D14/168, 496; D13/147, 164, 123, 133,  
 D13/146, 110, 199, 103, 162, 159, 160,  
 D13/184; 361/683, 684, 686, 724, 735,  
 361/737, 752; D18/40  
 CPC .... H01R 25/006; H01R 27/02; H01R 31/005;  
 G06F 13/4022; G06F 13/382; G06F  
 1/1632; G06F 1/1684; G06F 1/20; G06F  
 1/1607

See application file for complete search history.

(56) **References Cited**

U.S. PATENT DOCUMENTS

D604,725 S *	11/2009	Chen .....	D13/184
D672,780 S *	12/2012	Chen .....	D13/147
D729,806 S *	5/2015	Park .....	D14/433
D730,904 S *	6/2015	Liu .....	D14/433
D741,865 S *	10/2015	Sundermeyer .....	D14/433
D753,662 S *	4/2016	Arrington .....	D14/433
D772,231 S *	11/2016	Lee .....	D13/133
D782,483 S *	3/2017	Patel .....	D14/433
9,636,959 B1 *	5/2017	Ihde .....	H01R 13/5845
D790,069 S *	6/2017	Wong .....	D24/187
D795,875 S *	8/2017	Kim .....	D14/433
D813,873 S *	3/2018	Pathak .....	D14/433
9,935,408 B1 *	4/2018	Pathak .....	H01R 31/065

\* cited by examiner

*Primary Examiner* — Austin Murphy

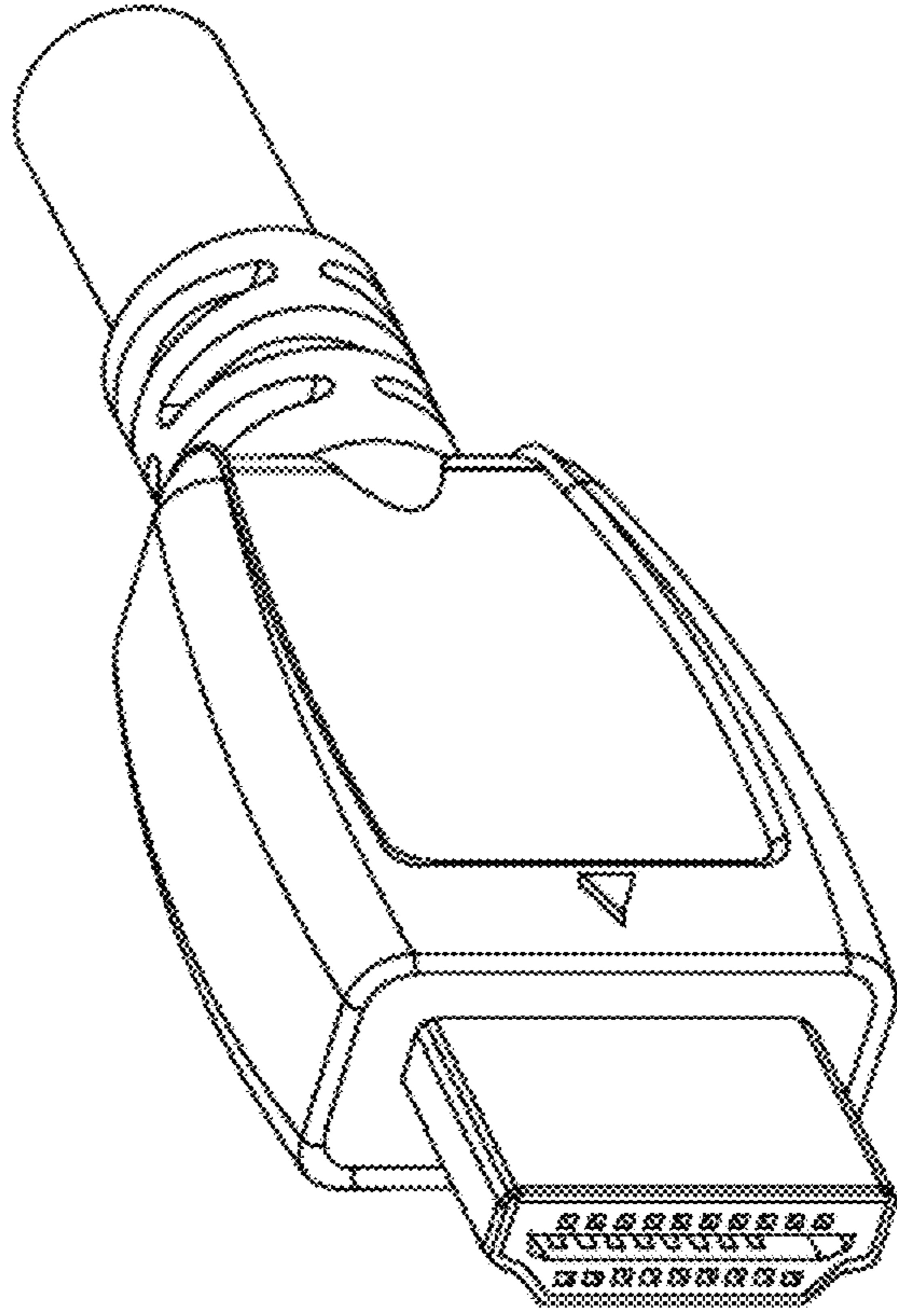
(57) **CLAIM**

I claim the ornamental design for an HDMI cable connector, as shown and described.

**DESCRIPTION**

FIG. 1 is a top view thereof; and, FIG. 2 is a bottom view thereof. Features of this design include a zig-zag pattern on the cable and a rounded head of the connector piece.

**1 Claim, 2 Drawing Sheets**



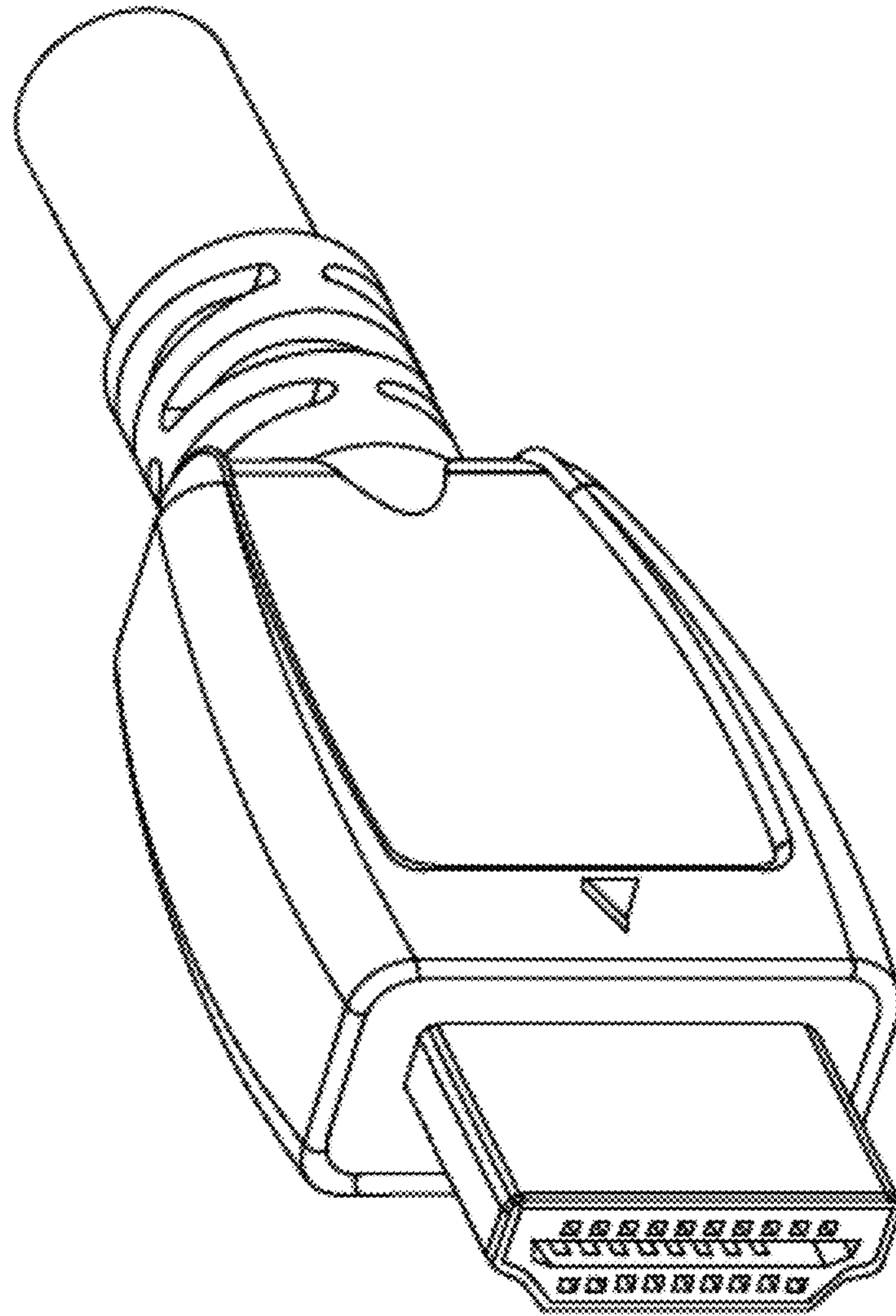


FIG. 1

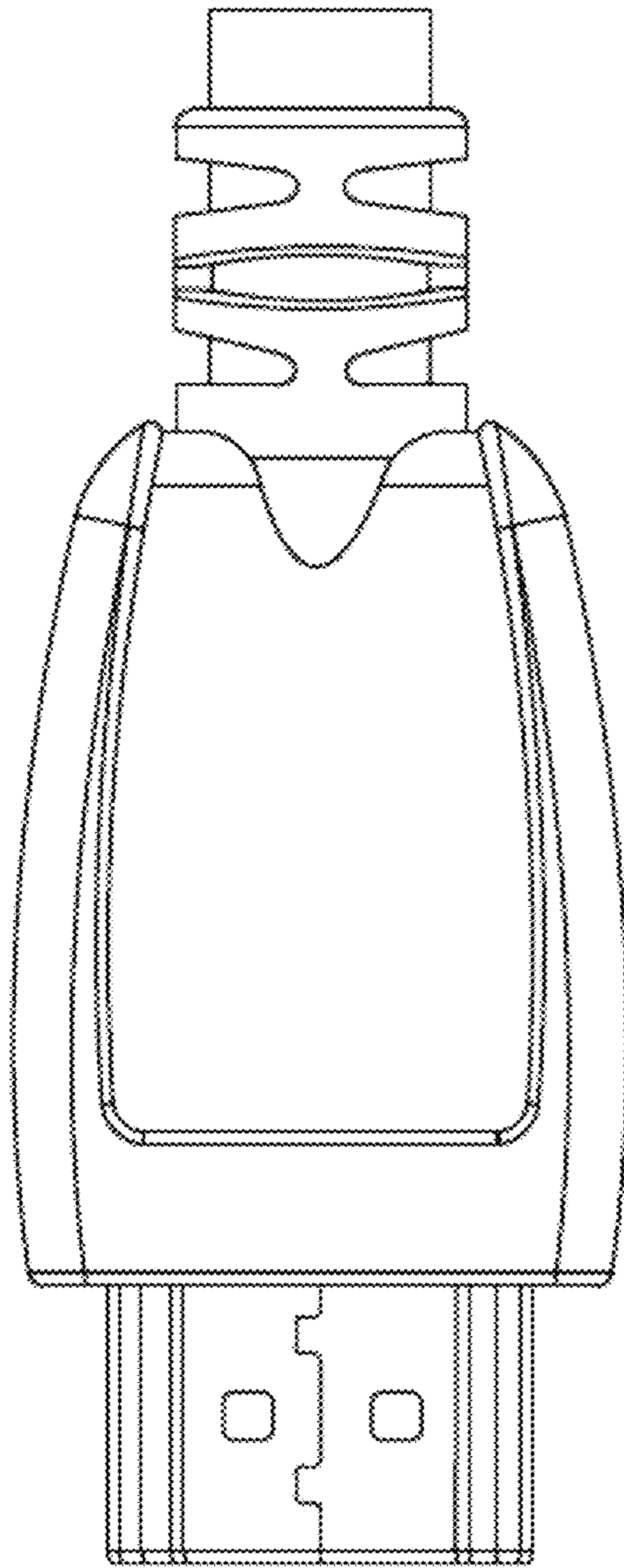


FIG. 2