



US00D824899S

(12) **United States Design Patent** (10) **Patent No.:** **US D824,899 S**
Yang et al. (45) **Date of Patent:** **** Aug. 7, 2018**

(54) **WEARABLE DEVICE**
(71) Applicant: **HUAWEI TECHNOLOGIES CO., LTD.**, Shenzhen (CN)
(72) Inventors: **Ning Yang**, Shenzhen (CN); **Dinglong Pan**, Shenzhen (CN); **Juha Tapio Kosonen**, Shenzhen (CN); **Xiang Yuan**, Shenzhen (CN)

D403,599 S * 1/1999 Emmenegger D10/30
D461,727 S * 8/2002 Sandoz D10/39
D499,655 S * 12/2004 Lassigne D10/30
D504,623 S * 5/2005 Dias D10/32
D523,369 S * 6/2006 Jacober D11/3
D554,540 S * 11/2007 Actis-Datta D10/38
D568,768 S * 5/2008 Tang D10/30
D638,964 S * 5/2011 Cappuccio D26/39
D772,869 S * 11/2016 Iizuka D10/39

(Continued)

(73) Assignee: **Huawei Technologies Co., Ltd.** (CN)

FOREIGN PATENT DOCUMENTS

(**) Term: **15 Years**

CN 302789605 4/2014
CN 302815247 S 5/2014
CN 302953672 S 10/2014

(21) Appl. No.: **29/574,618**

(Continued)

(22) Filed: **Aug. 17, 2016**

Primary Examiner — Barbara Fox

(30) **Foreign Application Priority Data**

Assistant Examiner — Kristin E Reed

Feb. 18, 2016 (CN) 2016 3 0046985

(74) *Attorney, Agent, or Firm* — Design IP

(51) **LOC (11) Cl.** **14-02**

(52) **U.S. Cl.**
USPC **D14/344**

(57) **CLAIM**

(58) **Field of Classification Search**
USPC D14/344, 138 R, 144, 358; D24/167, D24/169, 186–187; D11/3, 93–94; D10/30–39, 70, 98; 379/433.1; 361/679.03

The ornamental design for a wearable device, as shown and described.

CPC G06F 1/163; G06F 1/1628; G06F 1/1626; G06F 1/1635; G06F 1/08; G06F 1/10; G06F 1/04; G06F 1/14; G06F 1/3203; A41D 1/002; H04M 1/02; H04M 1/03; H04M 1/04; H04M 1/05; H04M 1/667; H04M 1/6058; Y02B 60/12; H04B 1/385; H04B 1/3888; H04B 1/3833; G06Q 20/10; G06Q 20/108; G06Q 20/12; G06Q 20/145

DESCRIPTION

See application file for complete search history.

FIG. 1 is a front right perspective view of a wearable device showing our new design;
FIG. 2 is a front view thereof;
FIG. 3 is a rear view thereof;
FIG. 4 is a left side view thereof;
FIG. 5 is a right side view thereof;
FIG. 6 is a top view thereof; and,
FIG. 7 is a bottom view thereof.


(56) **References Cited**

The dash-dot lines in the figures and the areas within the dash-dot lines show grayed-out portions of the wearable device that form no part of the claimed design.

U.S. PATENT DOCUMENTS

5,274,613 A * 12/1993 Seager G04B 47/025 368/13
D395,403 S * 6/1998 Hysek D10/30

1 Claim, 7 Drawing Sheets



(56)

References Cited

U.S. PATENT DOCUMENTS

D788,105 S * 5/2017 Heck D14/344
9,639,119 B2 * 5/2017 Seok A61B 5/681

FOREIGN PATENT DOCUMENTS

CN	303089746 S	1/2015
CN	303142211 S	3/2015
CN	303224508 S	5/2015
CN	303264487 S	7/2015
CN	303464928 S	11/2015
JP	D1525592 S	6/2015
KR	300836577 S	6/2015

* cited by examiner

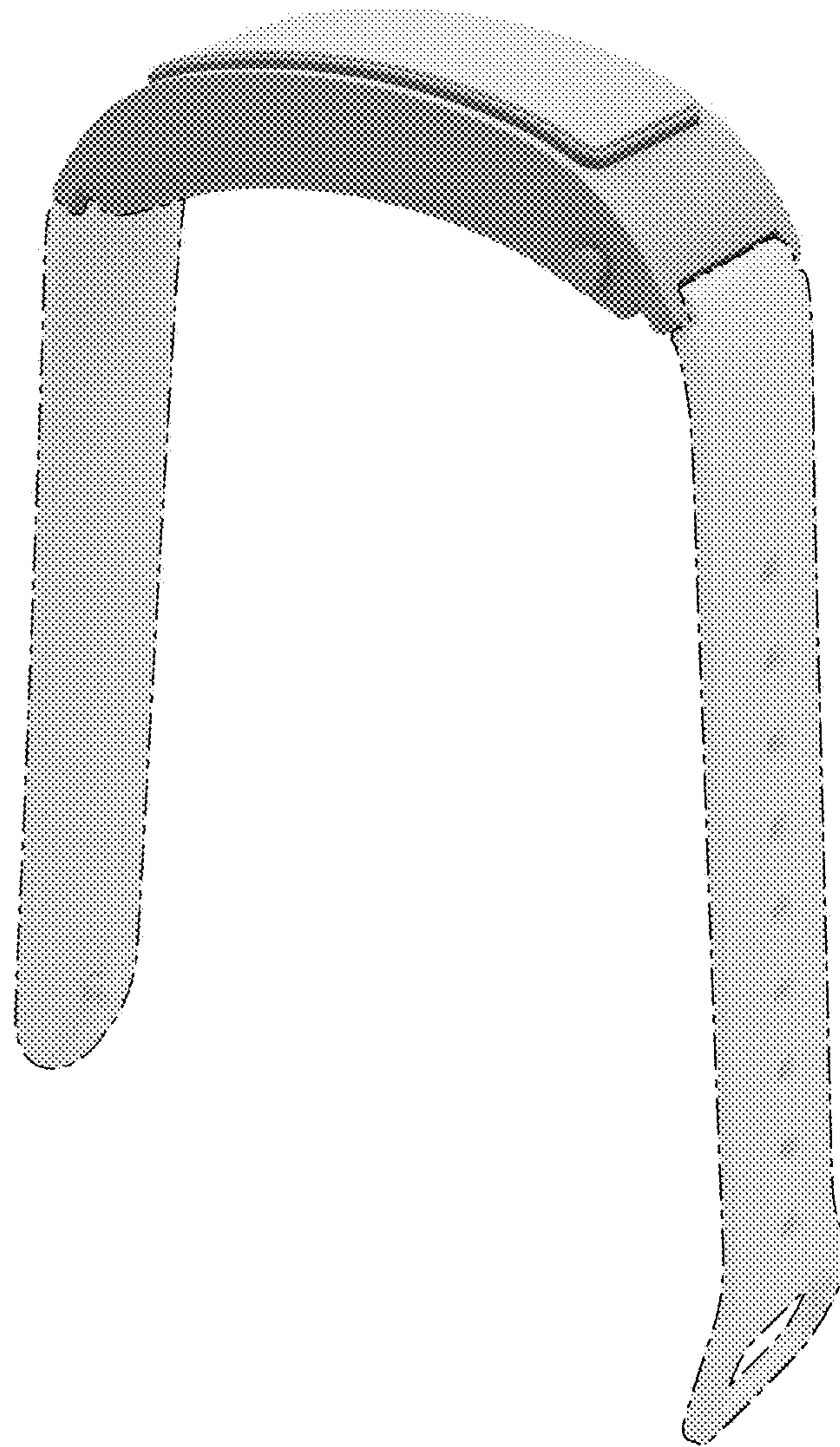


FIG. 1

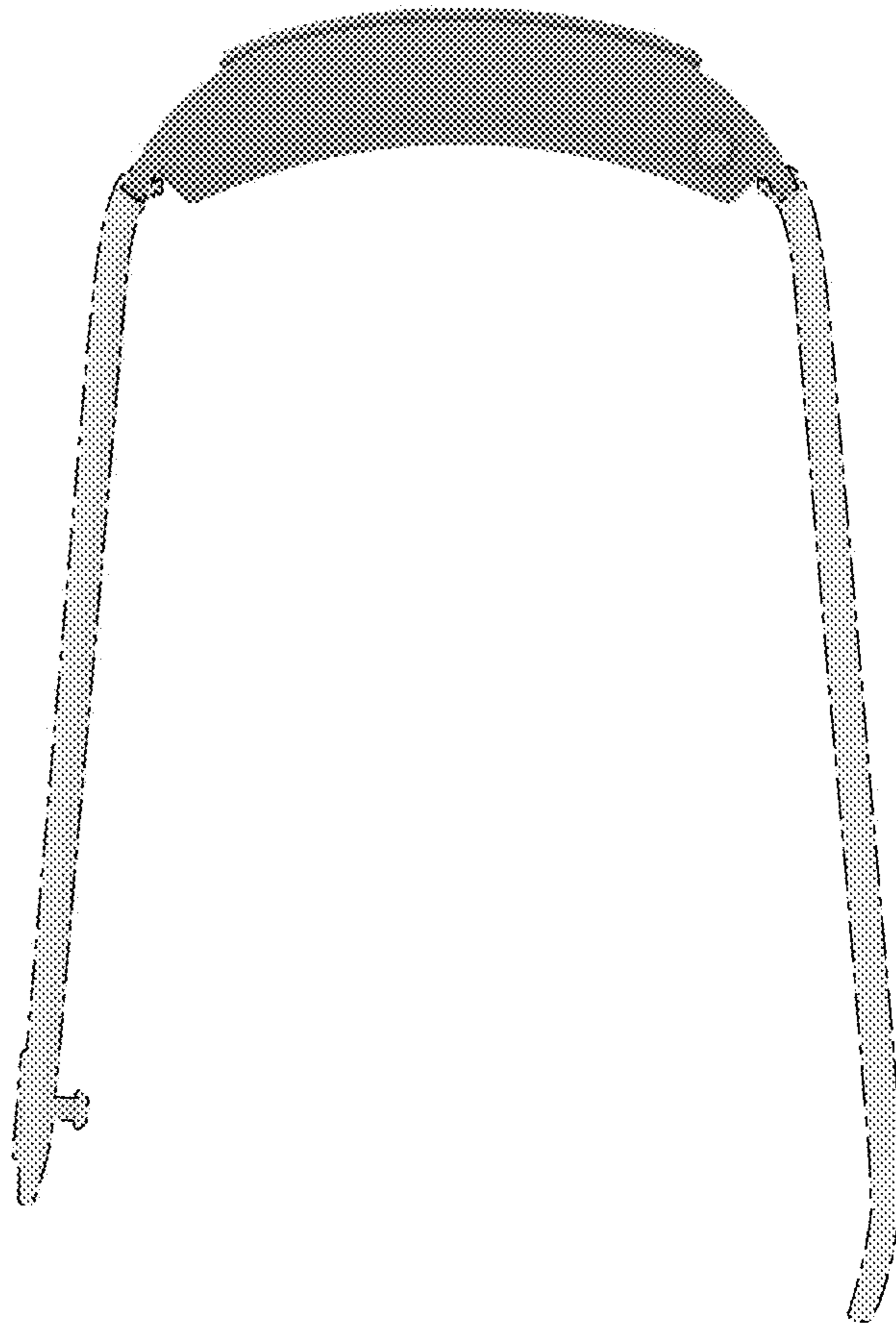


FIG. 2

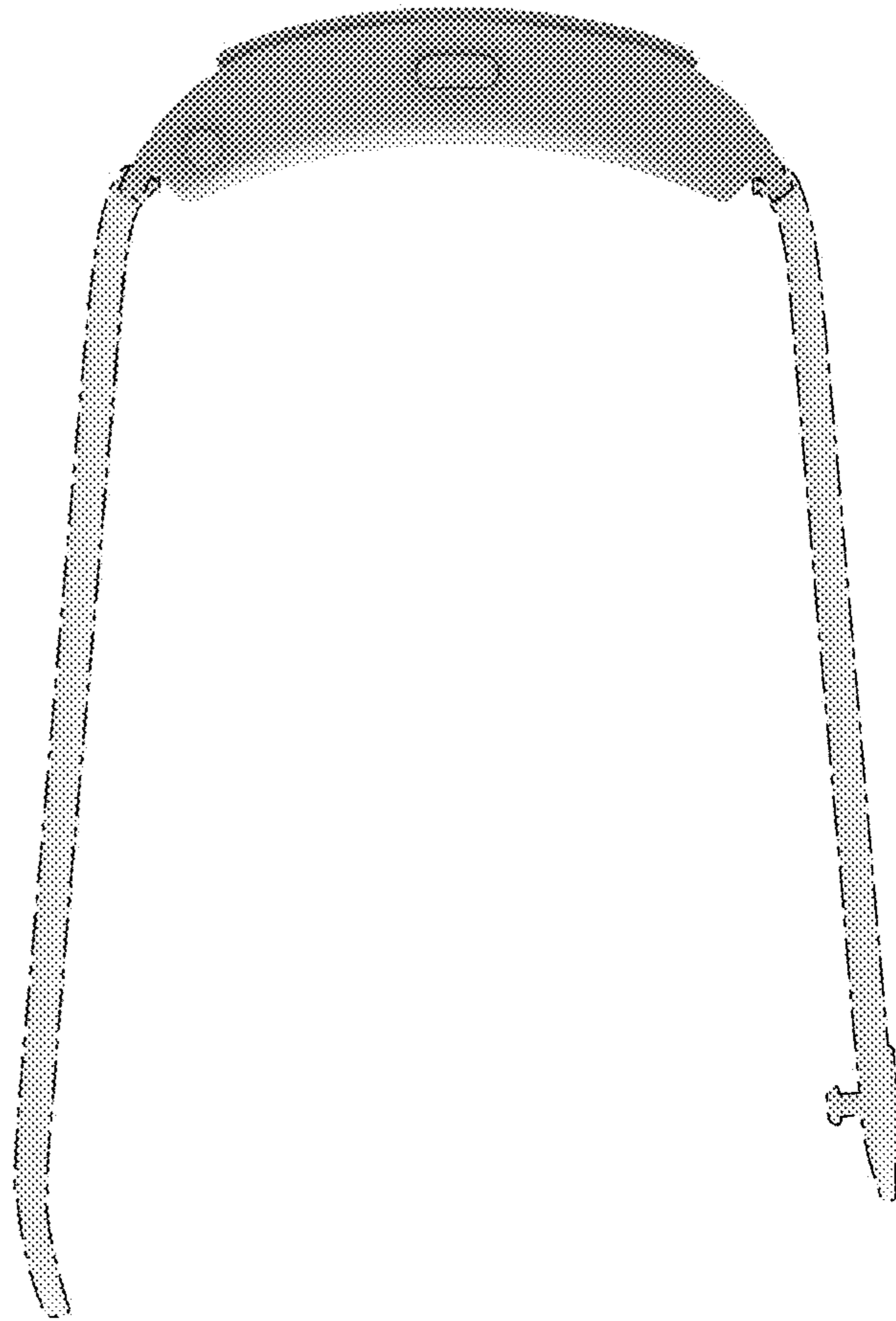


FIG. 3




FIG. 4

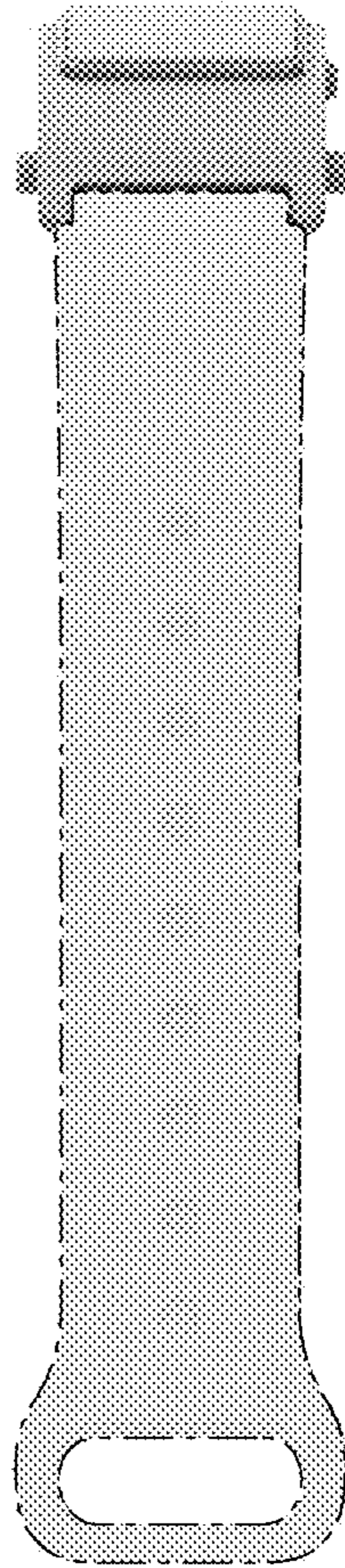


FIG. 5




FIG. 6




FIG. 7