



US00D824892S

(12) **United States Design Patent** (10) **Patent No.:** **US D824,892 S**
Altschul et al. (45) **Date of Patent:** **** Aug. 7, 2018**

(54) **POCKET CASE FOR MOBILE COMMUNICATIONS DEVICES WITH CARRYING COMPARTMENT FOR CREDIT CARD SIZED ITEMS**

(71) Applicants: **Matthew Altschul**, Austin, TX (US); **Michael Martin**, Portland, OR (US); **Beejan Soheili**, Chula Vista, CA (US)

(72) Inventors: **Matthew Altschul**, Austin, TX (US); **Michael Martin**, Portland, OR (US); **Beejan Soheili**, Chula Vista, CA (US)

(73) Assignee: **Catalyst Medium Four, Inc.**, Austin, TX (US)

(**) Term: **15 Years**

(21) Appl. No.: **29/574,843**

(22) Filed: **Aug. 18, 2016**

(51) **LOC (11) Cl.** **14-03**

(52) **U.S. Cl.**
USPC **D14/250**

(58) **Field of Classification Search**
USPC D14/143, 189, 203.2–203.7, 217, 238.1, D14/240, 248, 250–253, 440, 447, 496; D3/201, 218, 247–251, 269, 273, 301, D3/303; D13/103, 107–108, 119
CPC A45C 1/06; A45C 11/00; A45C 13/02; A45C 2011/002; A45F 2005/026; A45F 2200/0525; A45F 2200/0516; H04B 1/3888; H04M 1/0283; H04M 1/0202
See application file for complete search history.

(56) **References Cited**

U.S. PATENT DOCUMENTS

D410,769 S *	6/1999	Dorizas	D3/201
D589,699 S *	4/2009	Silvera	D3/218
D590,151 S *	4/2009	Karobkina	D3/247
D637,591 S *	5/2011	Willes	D14/250
8,504,127 B2 *	8/2013	Altschul	H04M 1/0283 206/216
D694,009 S *	11/2013	D'Amore	D3/249

(Continued)

OTHER PUBLICATIONS

iPhone Se/5s/5 Wallet Case, posted at amazon.com, earliest date reviewed Dec. 2, 2012, [online], acquired on Sep. 13, 2017. Available from Internet, <URL:https://www.amazon.com/iPhone-SE-Wallet-Case-Protective/dp/B009OWOFOM/ref=cm_cr_arp_d_product_top?ie=UTF8&th=1>.*

Primary Examiner — Cathron C Brooks

Assistant Examiner — Aula Soroush

(74) *Attorney, Agent, or Firm* — Scheinberg & Associates, P.C.; John B. Kelly

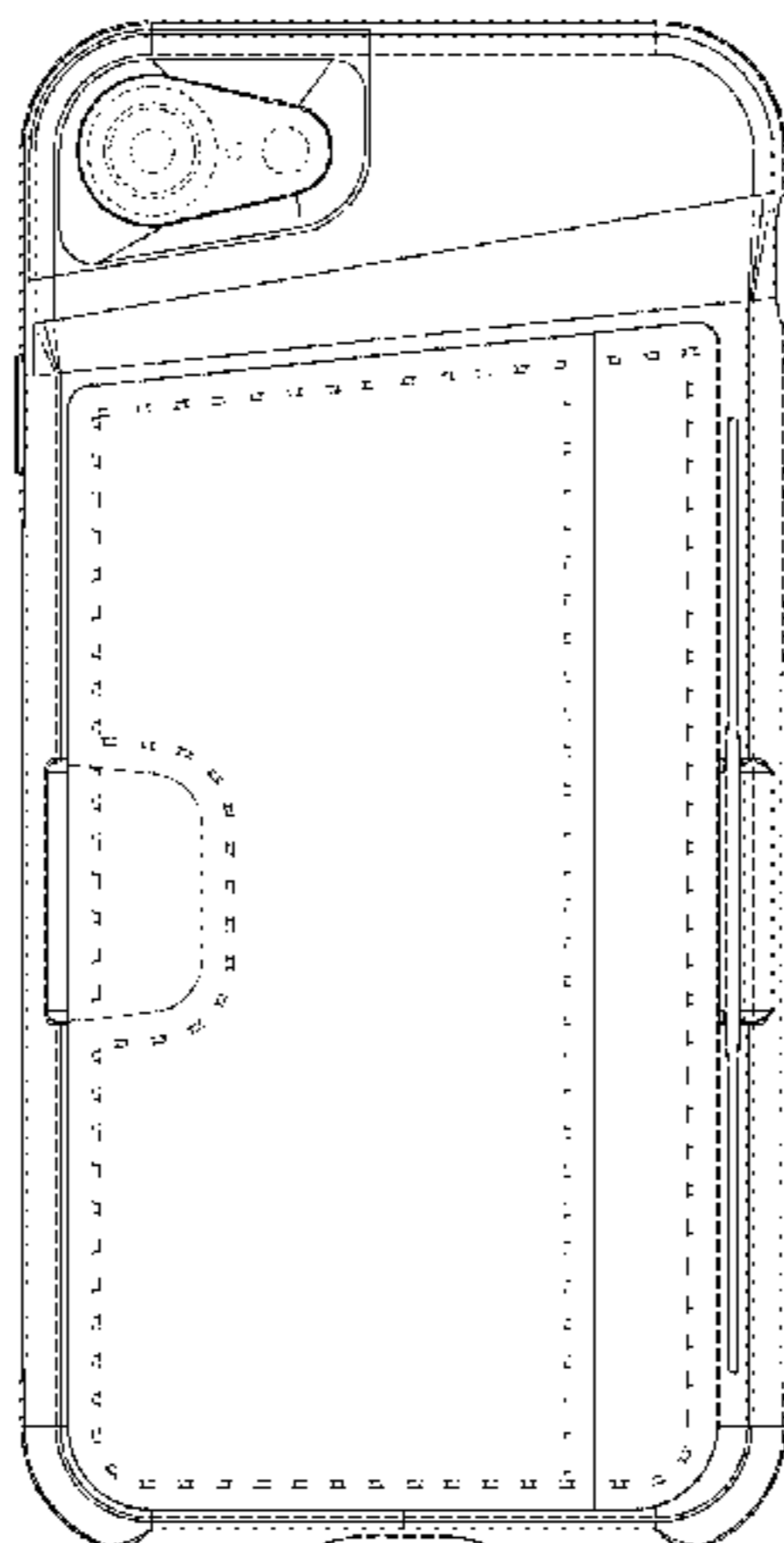
(57) **CLAIM**

We claim the ornamental design for a pocket case for mobile communications devices with carrying compartment for credit card sized items, as shown and described.

DESCRIPTION

FIG. 1 is a back plan view of a pocket case for mobile communications devices with carrying compartment for credit card sized items.
FIG. 2 is a front plan view thereof.
FIG. 3 is a back perspective view thereof.
FIG. 4 is a back perspective view thereof, the side being the side opposite of the side shown in FIG. 3.
FIG. 5 is a back perspective view thereof.
FIG. 6 is a back perspective view thereof, the side being the side opposite of the side shown in FIG. 5.
FIG. 7 is a side elevation view thereof.
FIG. 8 is side elevation view thereof, the side being the side opposite of the side shown in FIG. 7.
FIG. 9 is a bottom elevation view thereof; and,
FIG. 10 is a top elevation view thereof.
The broken lines in the drawings form no part of the claimed design, except where stitching around the perimeter of the pocket of the pocket case is shown.

1 Claim, 8 Drawing Sheets



(56)

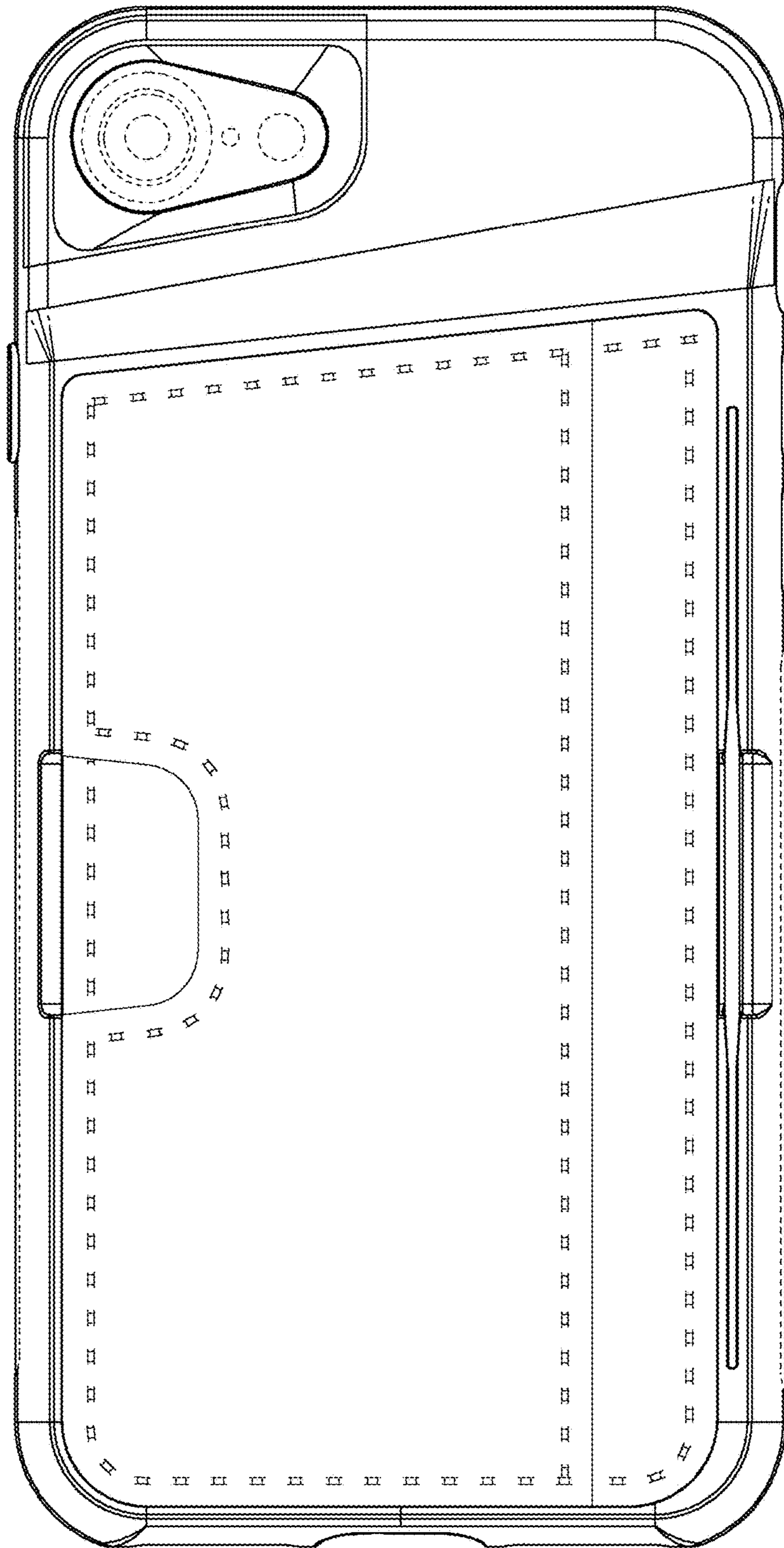
References Cited

U.S. PATENT DOCUMENTS

D697,716	S *	1/2014	Owen	D3/303
D706,536	S *	6/2014	Nikosey	D3/247
D707,965	S *	7/2014	Requa	D3/247
D714,058	S *	9/2014	Owen	D3/247
D719,950	S *	12/2014	Smith	D14/250
D721,689	S *	1/2015	Altschul	H04M 1/0283 D14/250
D726,171	S *	4/2015	Edwards	D14/250
D759,966	S *	6/2016	Pignotti	D3/247
D772,212	S *	11/2016	Daniel	D14/250
D793,379	S *	8/2017	Zhang	D14/250
2012/0067751	A1 *	3/2012	Mongan	A45C 11/00 206/216

* cited by examiner

FIG. 1






FIG. 2

FIG. 3

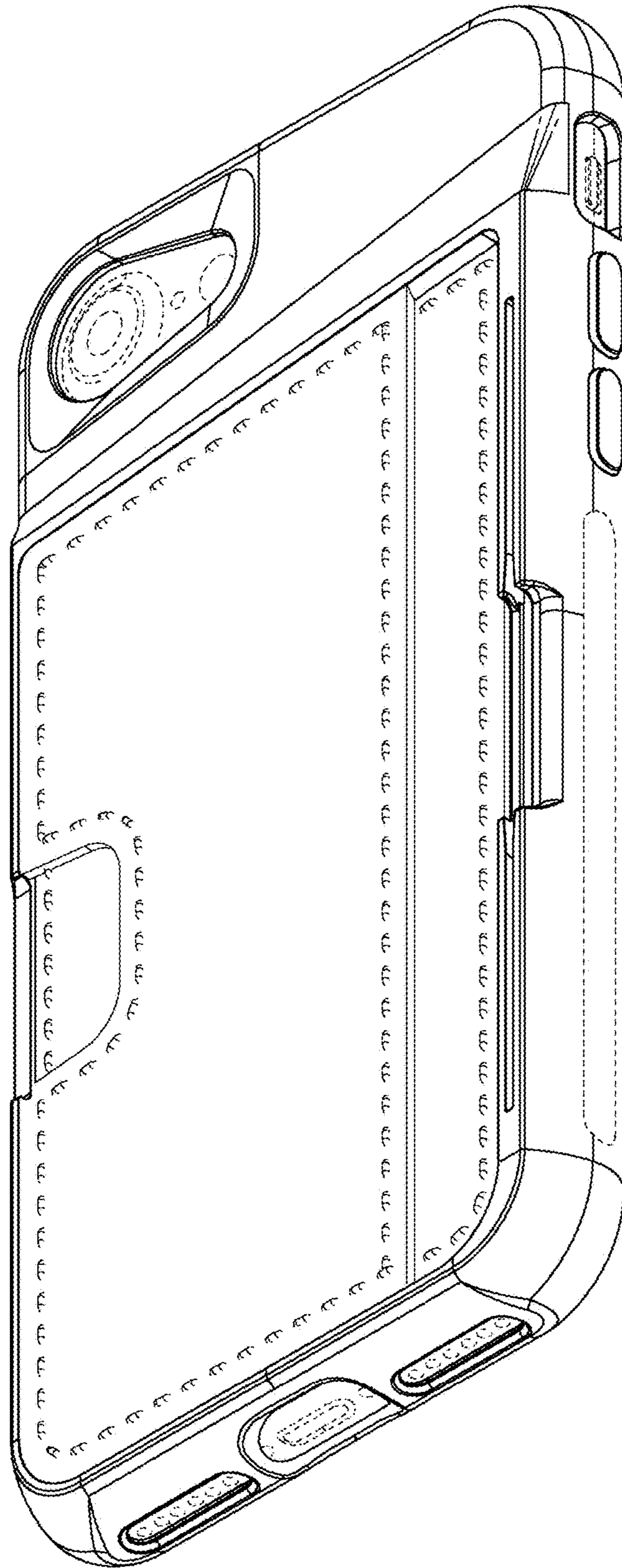


FIG. 4

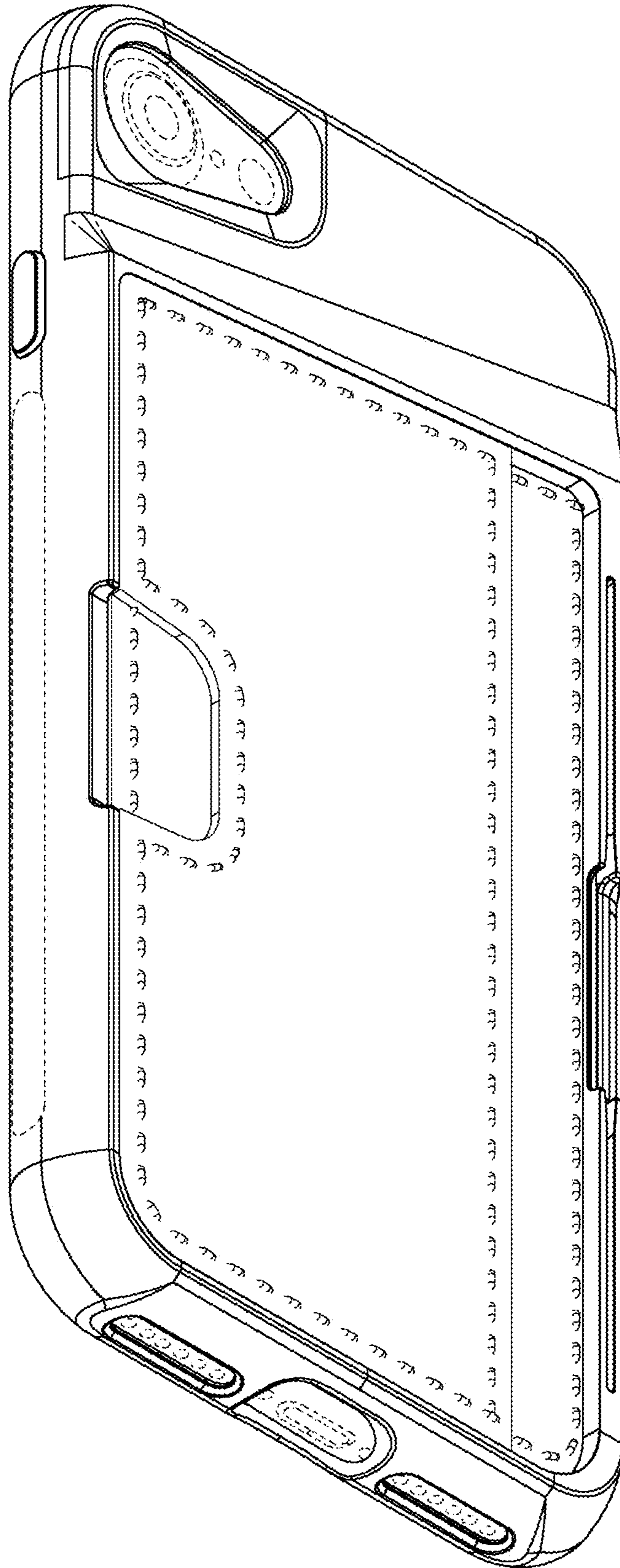


FIG. 5

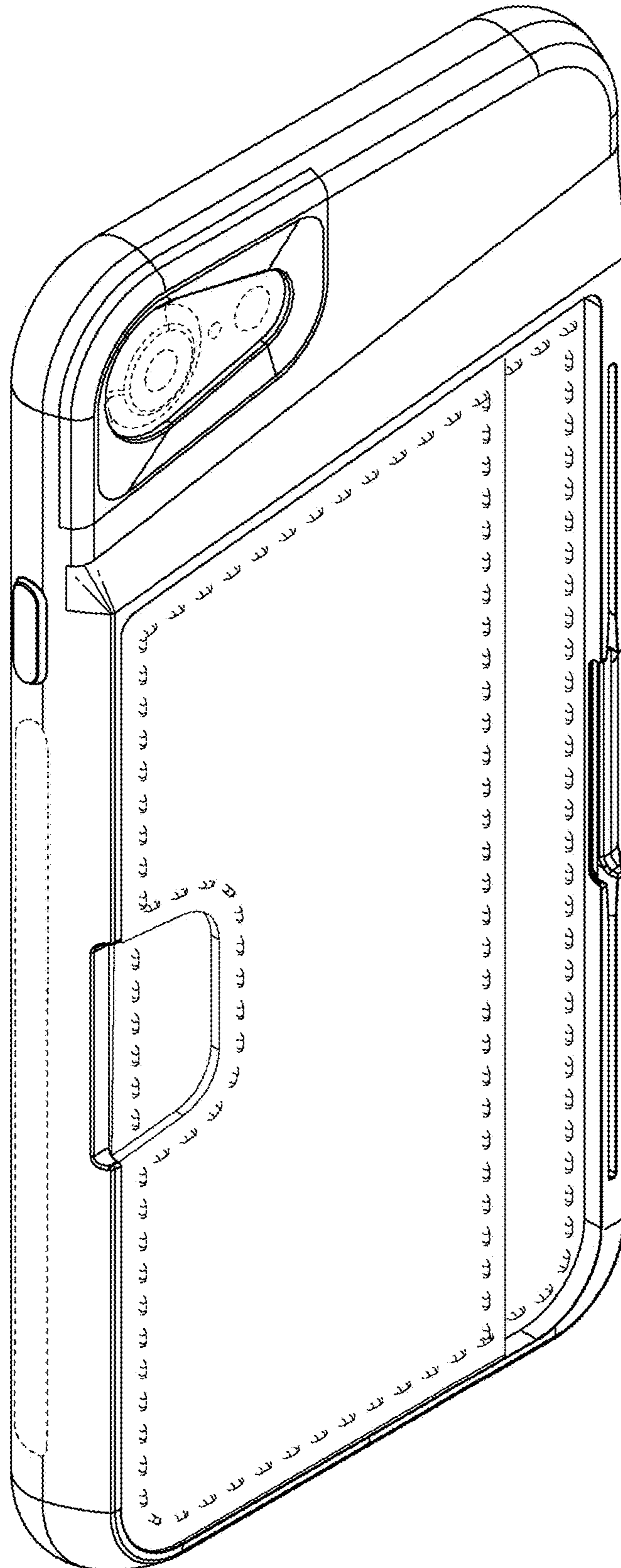
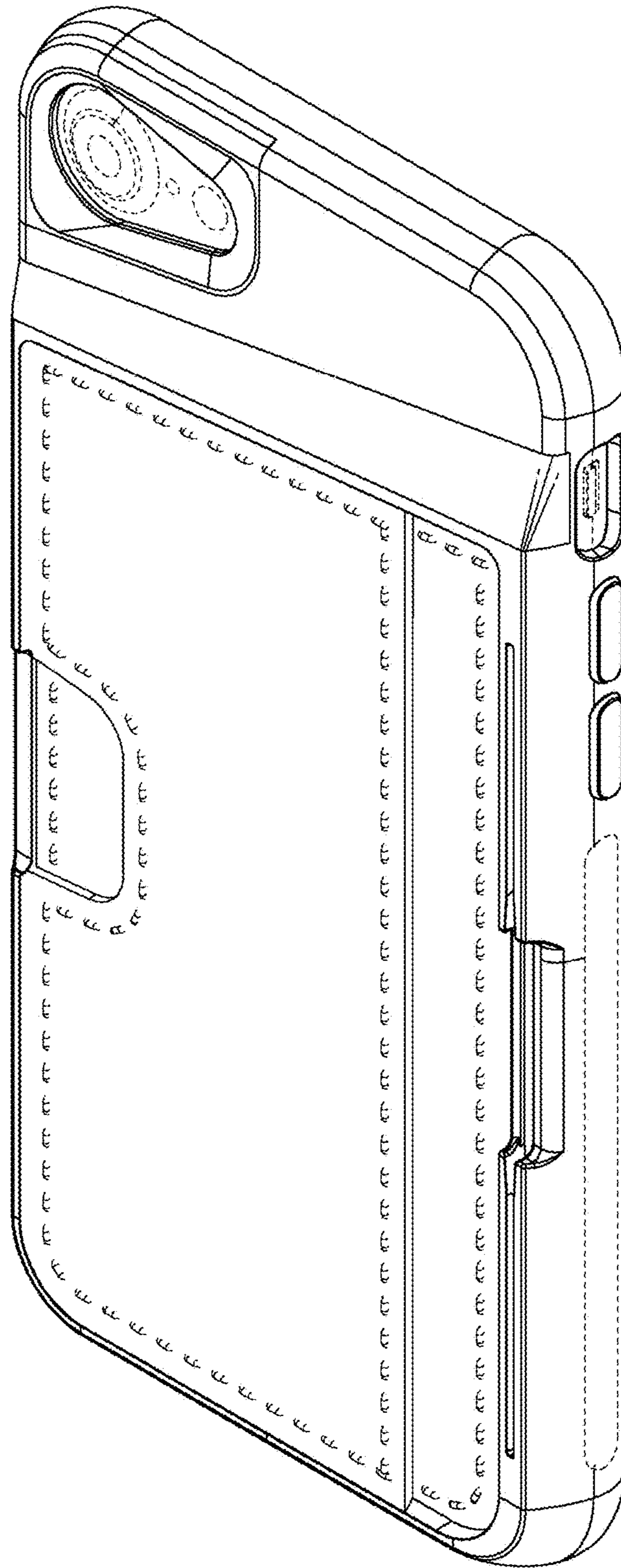


FIG. 6



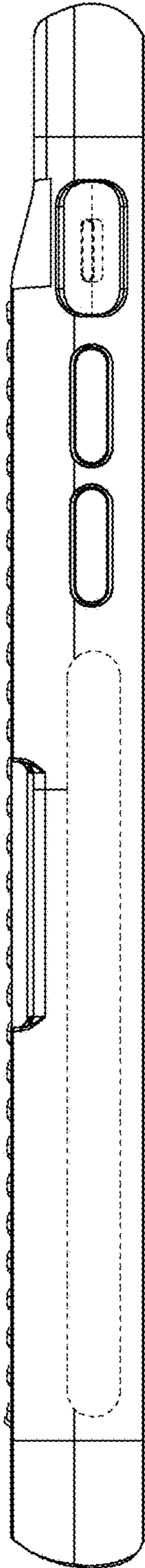


FIG. 7

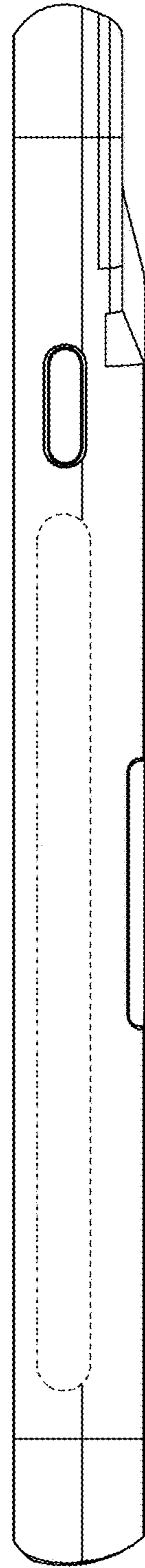


FIG. 8

FIG. 9

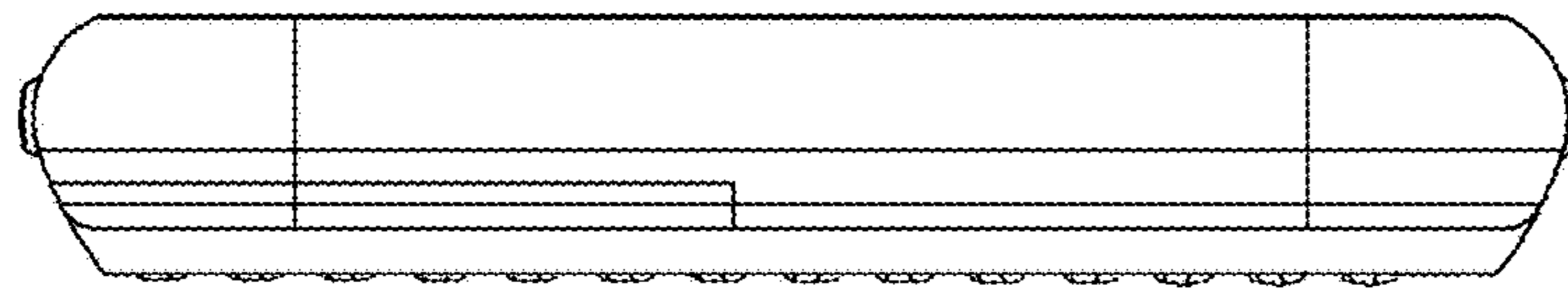
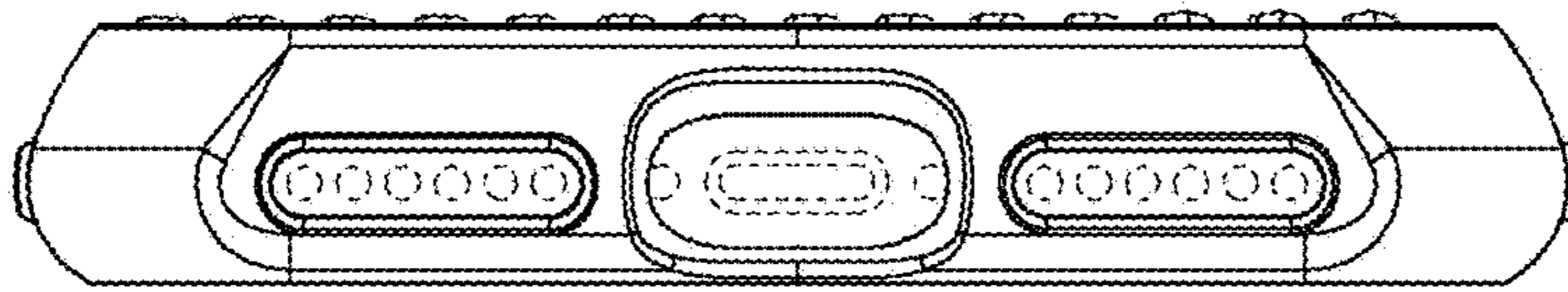


FIG. 10