



US00D824890S

(12) **United States Design Patent**
Kim et al.

(10) **Patent No.:** **US D824,890 S**

(45) **Date of Patent:** **** Aug. 7, 2018**

(54) **STAND FOR A TELEVISION RECEIVER**

(71) Applicant: **LG ELECTRONICS INC.**, Seoul (KR)

(72) Inventors: **Taeho Kim**, Seoul (KR); **Jongchul Kim**, Seoul (KR); **Bumsang Lee**, Seoul (KR); **Byungmu Huh**, Seoul (KR)

(73) Assignee: **LG ELECTRONICS INC.**, Seoul (KR)

(**) Term: **15 Years**

(21) Appl. No.: **35/503,156**

(22) Filed: **Dec. 12, 2016**

(80) **Hague Agreement Data**

Int. Filing Date: **Dec. 12, 2016**

Int. Reg. No.: **DM/093975**

Int. Reg. Date: **Dec. 12, 2016**

Int. Reg. Pub. Date: **Jun. 16, 2017**

(30) **Foreign Application Priority Data**

Jul. 18, 2016 (KR) 30-2016-0034933

(51) **LOC (11) Cl.** **14-03**

(52) **U.S. Cl.**
USPC **D14/239**

(58) **Field of Classification Search**

USPC D14/238, 239, 125-134, 371, 374-377,
D14/440, 451, 336, 251-253, 447, 434,
D14/432, 439, 457, 142, 217, 209.1;
D6/300, 672, 407, 567; D8/349;
D12/223, 420; D20/10, 19, 39;
D16/242-245, 250, 214; D21/329, 515;
D10/26

CPC F16M 11/00; F16M 11/04; F16M 11/043;
F16M 11/10; F16M 13/00; H04M 1/04;
H04M 1/06; G06F 1/1601; G06F 1/1643;
H05K 5/0004; H05K 5/0017; H05K 5/02;
H05K 5/0217

See application file for complete search history.

(56) **References Cited**

U.S. PATENT DOCUMENTS

D718,274 S *	11/2014	Shadovitz	D14/209.1
D723,012 S *	2/2015	Ann	D14/239
D737,805 S *	9/2015	Park	D14/239
D748,080 S *	1/2016	Jung	D14/239
D755,164 S *	5/2016	Lee	D14/239
D759,002 S *	6/2016	Won	D14/239
D760,678 S *	7/2016	Cho	D14/126
D774,482 S *	12/2016	Hong	D14/126
D784,983 S *	4/2017	Kim	D14/374
D784,984 S *	4/2017	Lim	D14/374

(Continued)

FOREIGN PATENT DOCUMENTS

JP	D1578580	*	6/2017
WO	D093431-001	*	5/2017

(Continued)

Primary Examiner — Barbara G Fox

Assistant Examiner — Dana K Weiland

(74) *Attorney, Agent, or Firm* — Birch, Stewart, Kolasch & Birch, LLP

(57) **CLAIM**

The ornamental design for a stand for a television receiver, as shown and described.

DESCRIPTION

1. Stand for a television receiver

1.1 : Perspective

1.2 : Rear perspective view

1.3 : Front

1.4 : Back

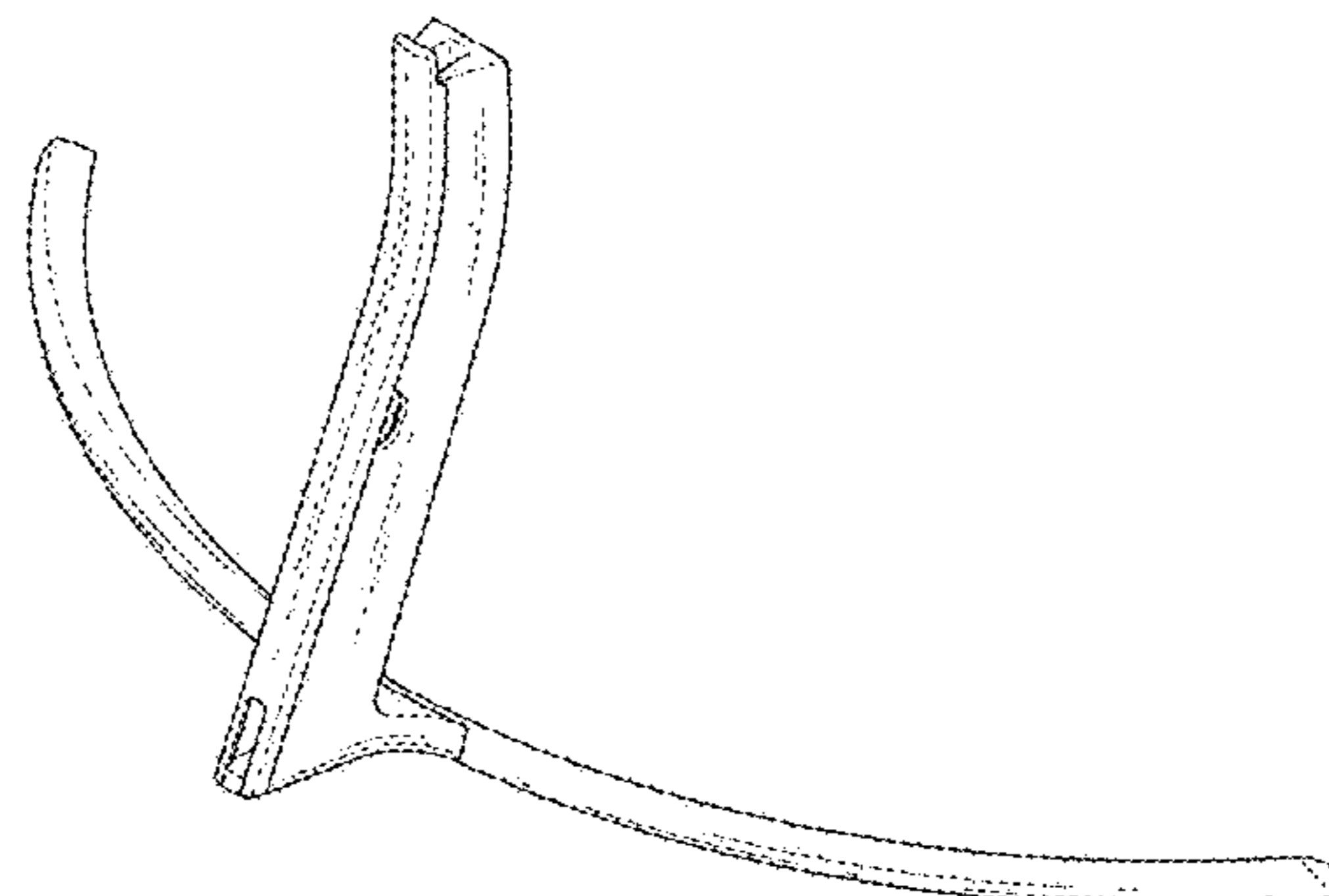
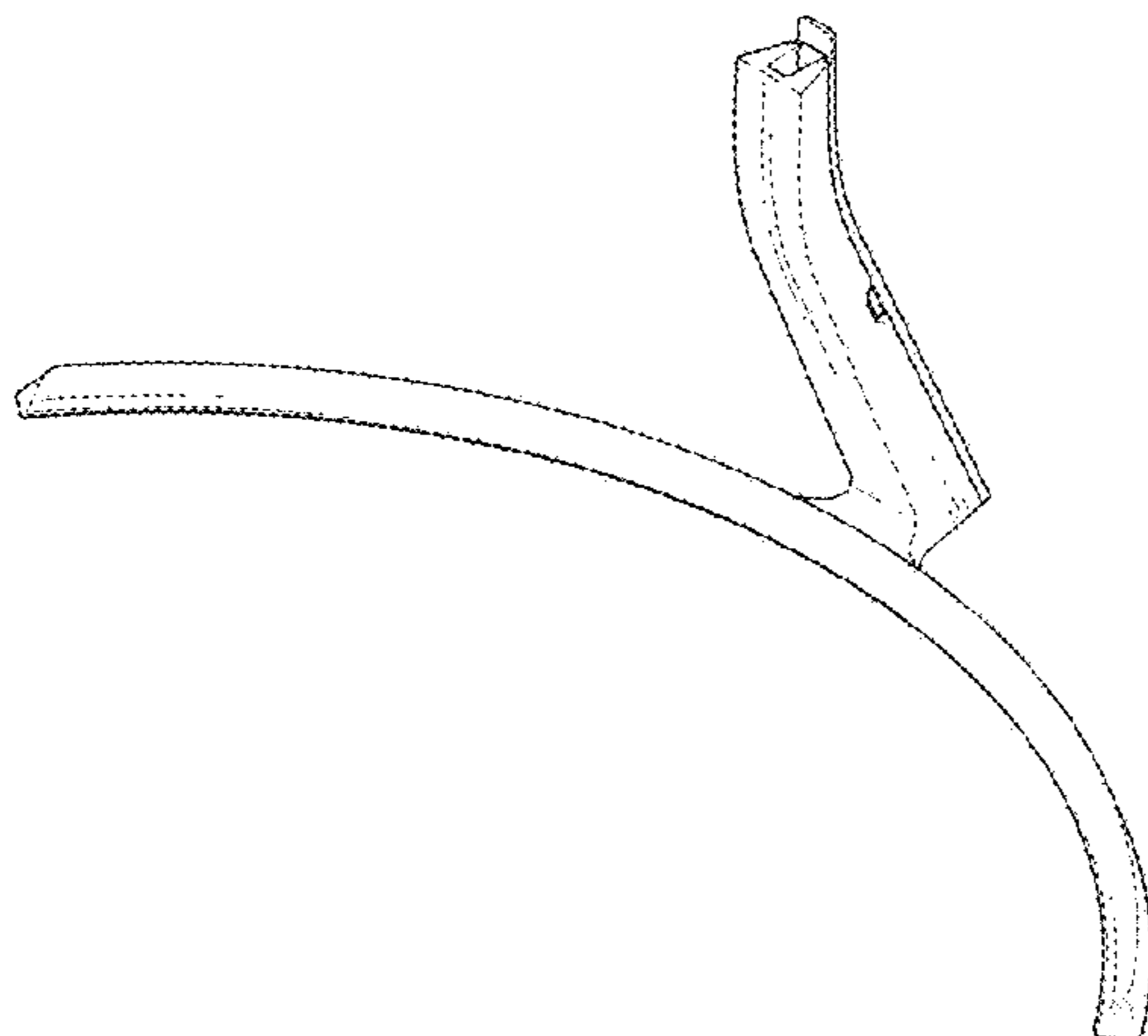
1.5 : Left

1.6 : Right

1.7 : Top

1.8 : Bottom

1 Claim, 8 Drawing Sheets



(56)

References Cited

U.S. PATENT DOCUMENTS

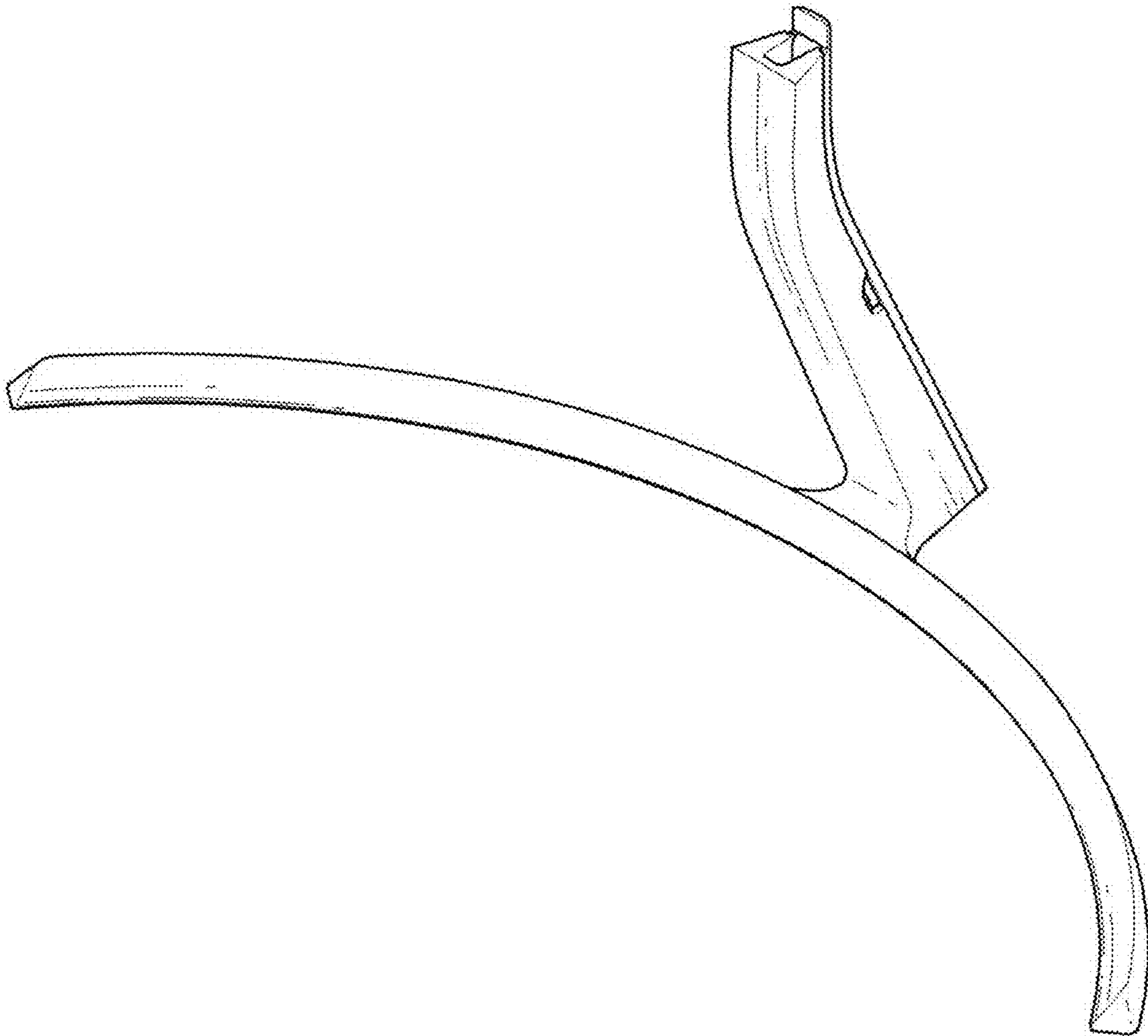
D788,782 S * 6/2017 Lim D14/451
D789,098 S * 6/2017 Cisler, II D6/300
D791,130 S * 7/2017 Oh D14/374
D791,131 S * 7/2017 Oh D14/374
D796,465 S * 9/2017 Kim D14/126
D798,254 S * 9/2017 Kim D14/126
D805,504 S * 12/2017 Seo D14/239
D806,662 S * 1/2018 Lee D14/126
D808,353 S * 1/2018 Lee D14/126
D808,941 S * 1/2018 Lee D14/239

FOREIGN PATENT DOCUMENTS

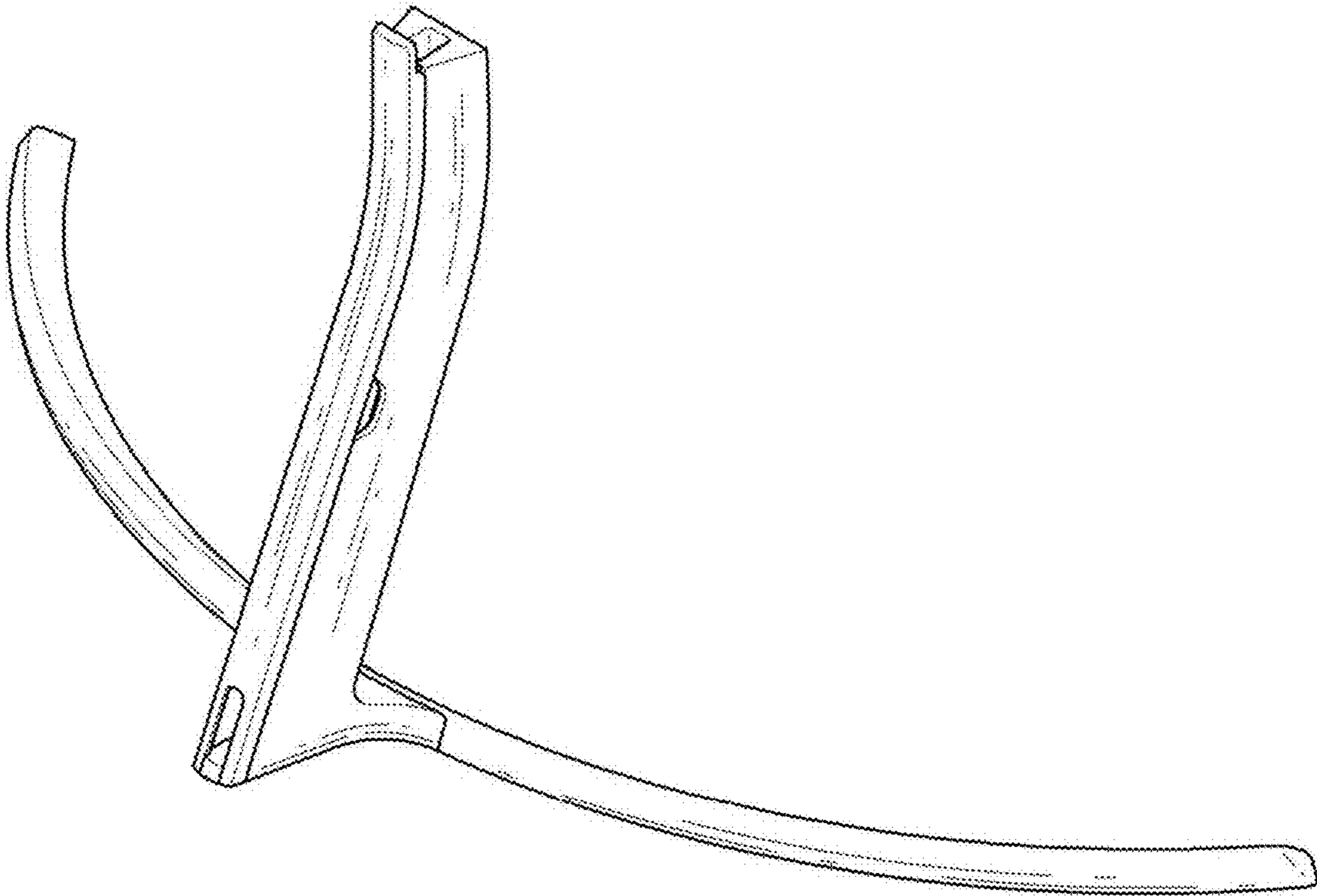
WO D093939-001 * 6/2017
WO D093967-001 * 6/2017
WO D093975-001 * 6/2017

* cited by examiner

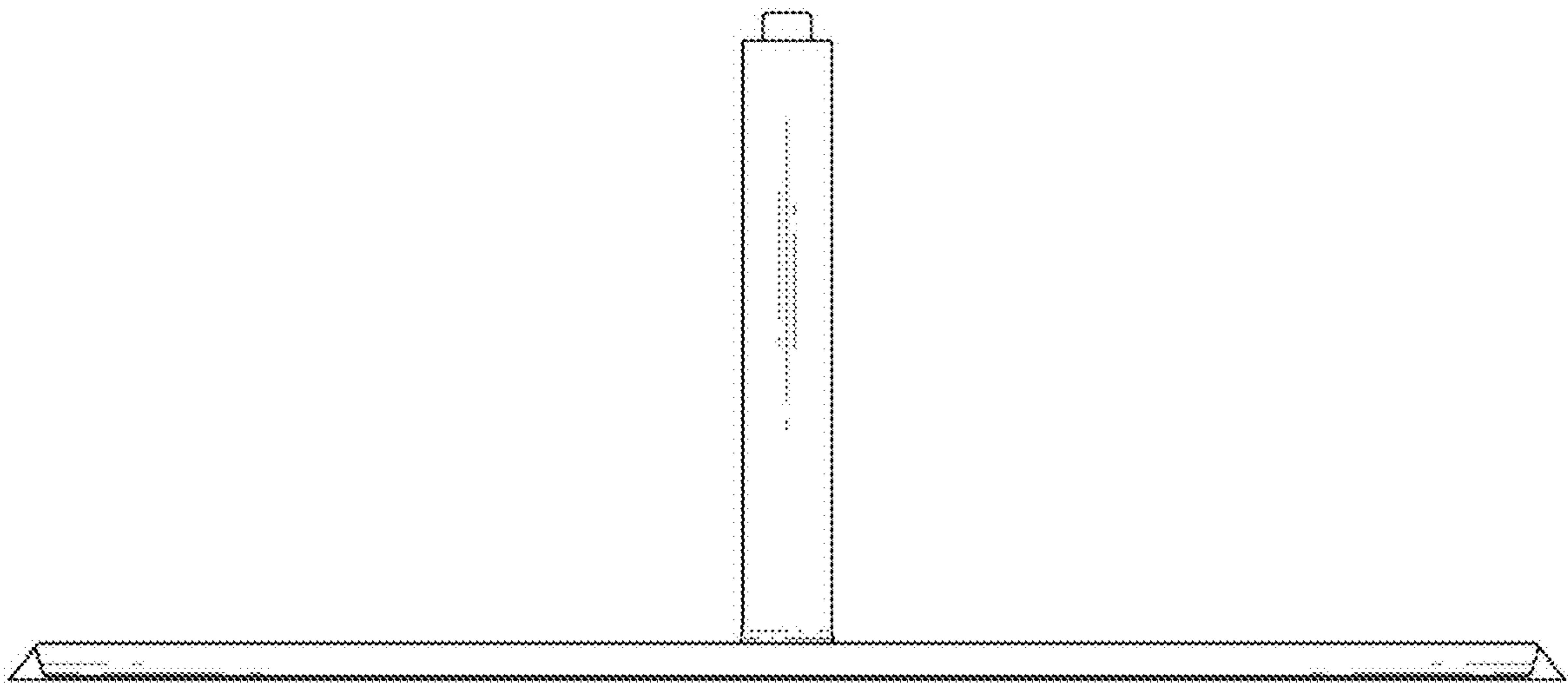
1.1



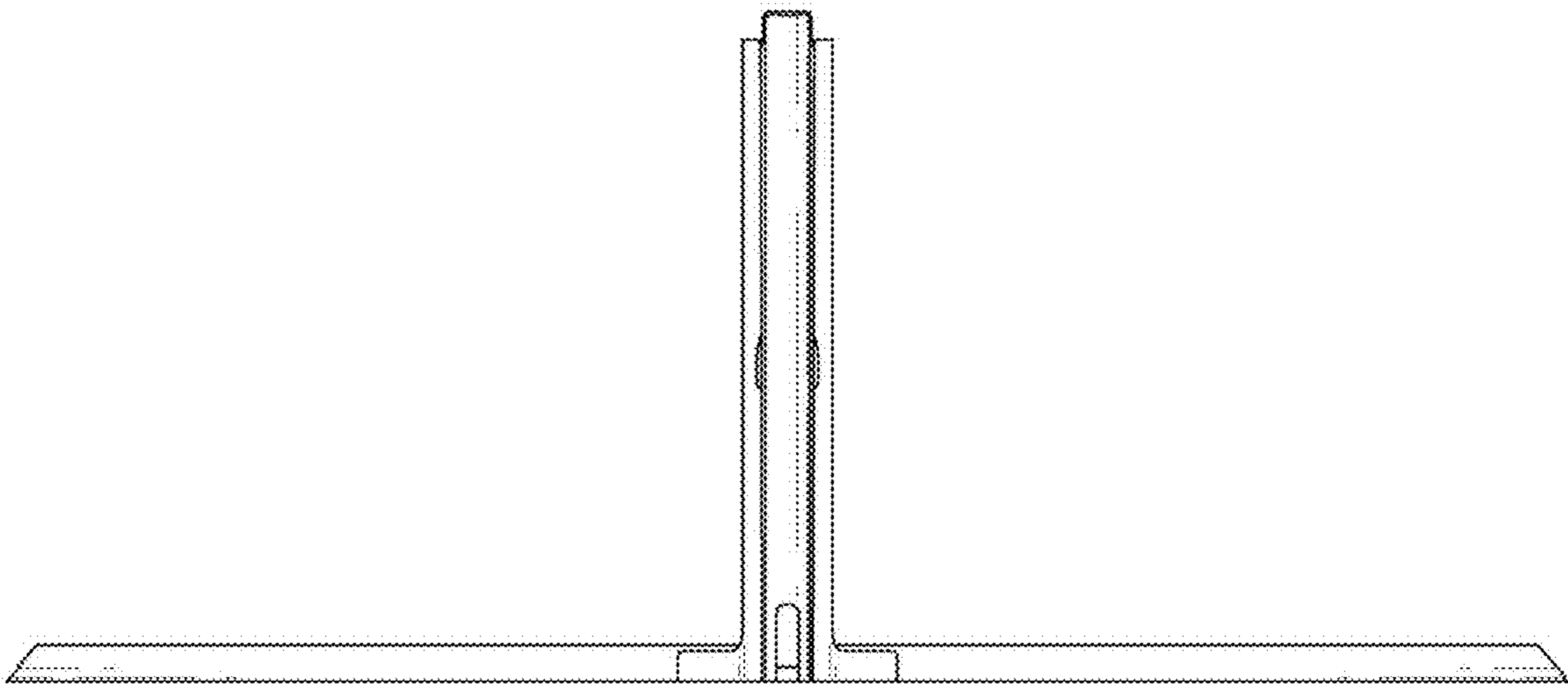
1.2



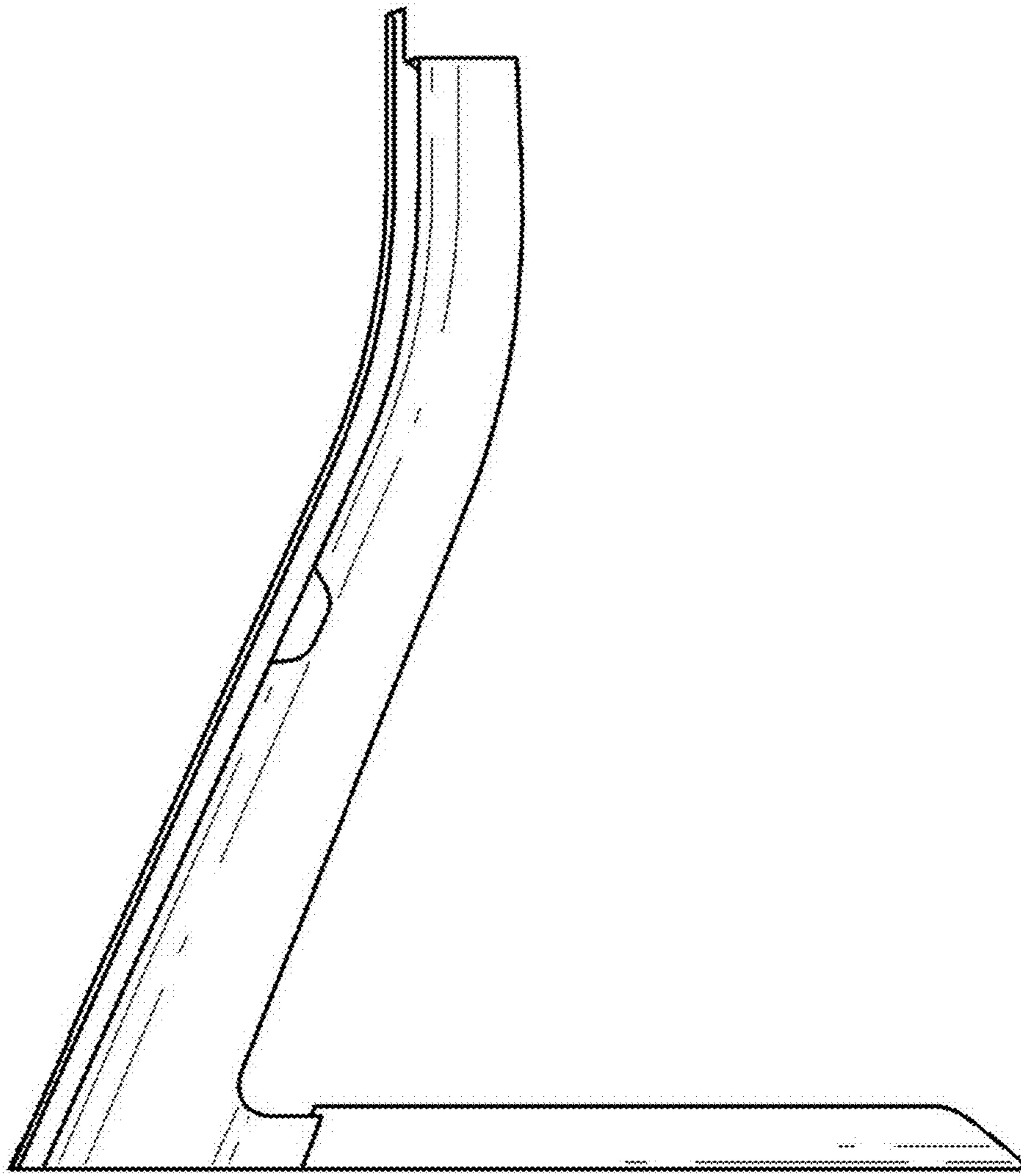
1.3



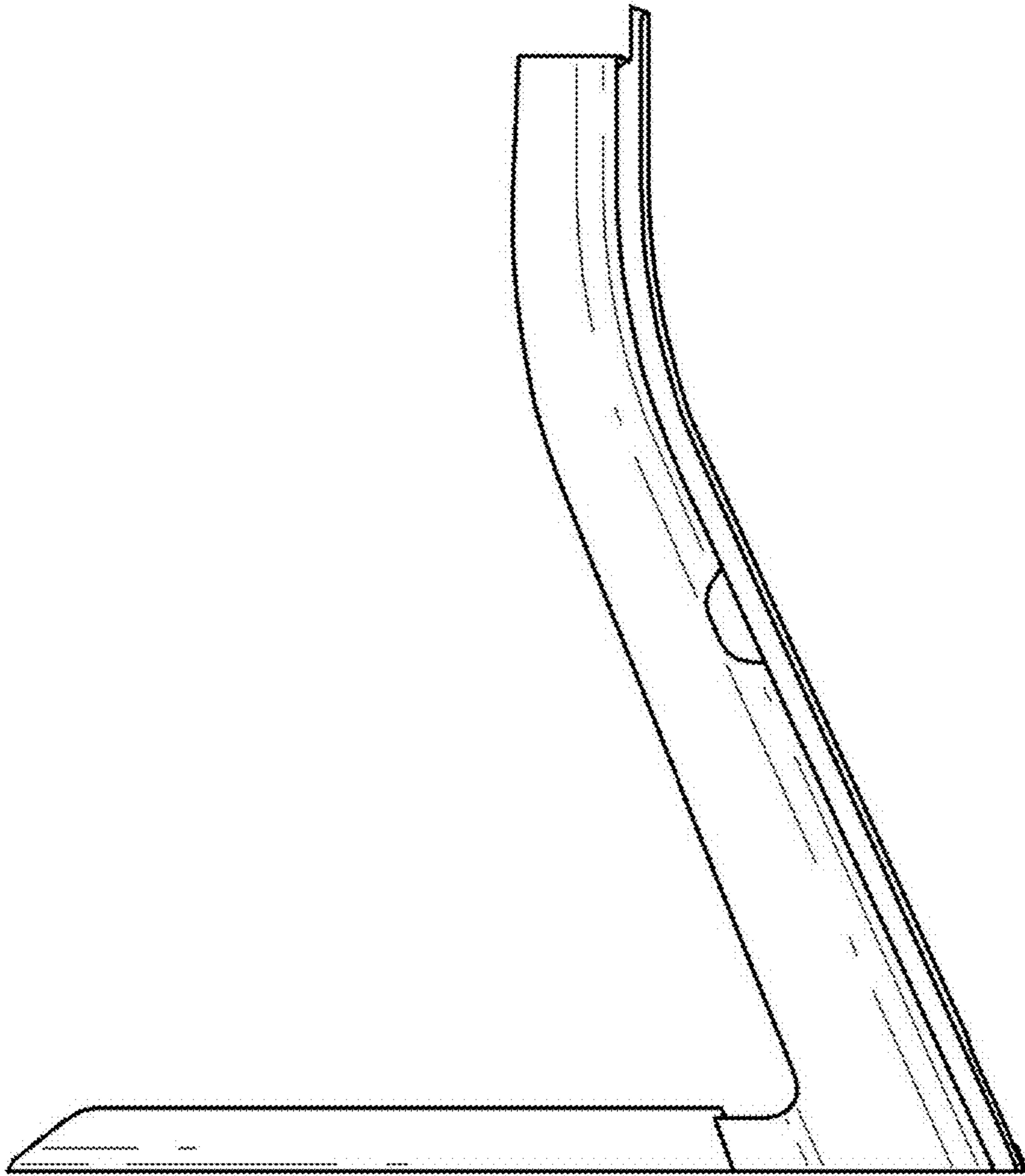
1.4



1.5



1.6



1.7

