

US00D824884S

(12) **United States Design Patent** (10) **Patent No.:** **US D824,884 S**
Ross, III et al. (45) **Date of Patent:** **** Aug. 7, 2018**

(54) **ANTENNA ELEMENT** 2,437,251 A 3/1948 Frische et al.
2,480,155 A 8/1949 Masters
(71) Applicant: **Antennas Direct, Inc.**, Ellisville, MO (US) 2,551,664 A 5/1951 Galper
2,589,578 A 3/1952 Sabins
(72) Inventors: **John Edwin Ross, III**, Moab, UT (US); **Richard E. Schneider**,
Wildwood, MO (US) D170,203 S 8/1953 Leonard
D171,560 S 2/1954 Ritter
D177,200 S 3/1956 Valiulis
D179,111 S 11/1956 Ballan
2,821,710 A 1/1958 Hale
(Continued)

(**) Term: **15 Years**

(21) Appl. No.: **29/577,320**

(22) Filed: **Sep. 12, 2016**

Related U.S. Application Data

(63) Continuation-in-part of application No. 14/878,504, filed on Oct. 8, 2015, now Pat. No. 9,761,935.

(30) **Foreign Application Priority Data**

Aug. 31, 2016 (CN) 2016 1 0797981
Aug. 31, 2016 (CN) 2016 2 1035432 U
Sep. 2, 2016 (TW) 105128416 A
Sep. 2, 2016 (TW) 105213526 U

(51) **LOC (11) Cl.** **14-03**

(52) **U.S. Cl.**
USPC **D14/230**

(58) **Field of Classification Search**
USPC D14/138, 230-238, 299, 358; D12/42, D12/43

CPC H01Q 7/00; H01Q 13/10; H01Q 9/285;
H01Q 19/30; H01Q 19/12; H01Q 1/38;
H01Q 1/36; H01Q 5/0027; H01Q 1/48;
H01Q 9/045; H01Q 1/243; H04B 1/0475;
H04B 1/034; H05K 11/00

See application file for complete search history.

(56) **References Cited**

U.S. PATENT DOCUMENTS

2,060,098 A 11/1936 Norman
2,220,008 A 10/1940 Woodward et al.

FOREIGN PATENT DOCUMENTS

JP D1213590 6/2004
TW D112283 8/2006
TW D119092 9/2007

OTHER PUBLICATIONS

Notice of Allowance dated Apr. 13, 2017 for U.S. Appl. No. 14/878,504, filed Oct. 8, 2015 (published as US20170062919 on Mar. 2, 2017) which is the parent application to the instant application, 10 pages.

Primary Examiner — John Windmuller
(74) *Attorney, Agent, or Firm* — Harness, Dickey & Pierce, P.L.C.

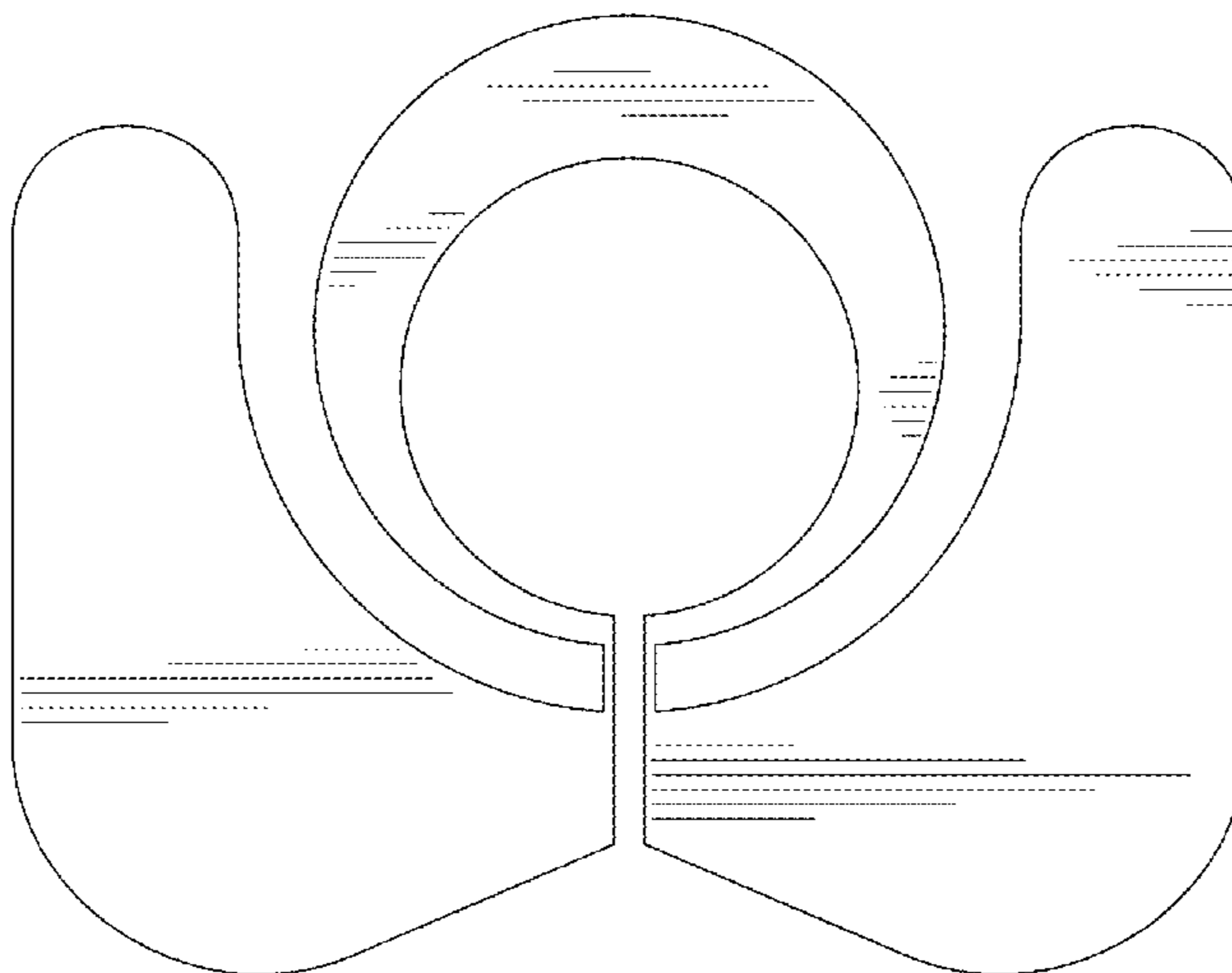
(57) **CLAIM**

The ornamental design for an antenna element, as shown and described.

DESCRIPTION

FIG. 1 is a perspective view of the antenna element, showing our new design;
FIG. 2 is a front elevation view thereof;
FIG. 3 is a back elevation thereof;
FIG. 4 is a right elevation view thereof;
FIG. 5 is a left elevation view thereof.
FIG. 6 is a top plan view thereof; and,
FIG. 7 is a bottom plan view thereof.

1 Claim, 4 Drawing Sheets



(56)

References Cited

U.S. PATENT DOCUMENTS

3,015,101 A	12/1961	Turner et al.	D598,434 S	8/2009	Schneider et al.	
3,123,826 A	3/1964	Durham	7,609,222 B2	10/2009	Schneider et al.	
3,161,975 A	12/1964	McMillan	D604,276 S	11/2009	Schneider et al.	
3,239,838 A	3/1966	Kelleher	D611,460 S	3/2010	Chao	
3,261,019 A	7/1966	Lundy	7,693,570 B2	4/2010	Green et al.	
3,273,158 A	9/1966	Fouts et al.	D624,531 S	9/2010	Fleck et al.	
D209,402 S	11/1967	Burlingame	7,839,347 B2	11/2010	Schneider et al.	
D211,025 S	5/1968	Callaghan	7,839,351 B2	11/2010	Schadler et al.	
3,434,145 A	3/1969	Wells	7,898,496 B2	3/2011	Olsen et al.	
3,560,983 A	2/1971	Willie et al.	7,936,311 B2	5/2011	Rowser et al.	
3,587,105 A	6/1971	Neilson	7,990,335 B2	8/2011	Schneider et al.	
3,721,990 A	3/1973	Gibson et al.	D666,178 S	8/2012	Schneider et al.	
3,828,867 A	8/1974	Elwood	8,368,607 B2	2/2013	Schneider et al.	
3,971,031 A	7/1976	Burke	D704,682 S *	5/2014	Forster	D14/230
4,183,027 A	1/1980	Ehrenspeck	D709,863 S *	7/2014	Forster	D14/230
4,184,163 A	1/1980	Woodward	D715,780 S *	10/2014	Forster	D14/230
4,418,427 A	11/1983	Muterspaugh	D758,998 S *	6/2016	Man	D14/230
D310,671 S	9/1990	Weiss	D787,483 S *	5/2017	Forster	D14/230
4,987,424 A	1/1991	Tamura et al.	D788,299 S *	5/2017	Wapler	D14/230
D318,673 S	7/1991	Terk	D812,597 S *	3/2018	Forster	D14/230
D327,690 S	7/1992	Ogawa et al.	D815,073 S *	4/2018	Feit	D14/230
D332,262 S	1/1993	Borchardt	D816,642 S *	5/2018	Pars Benli	D14/230
5,280,645 A	1/1994	Nguyen et al.	2002/0158798 A1	10/2002	Chiang et al.	
D344,731 S	3/1994	Witzky	2003/0071757 A1	4/2003	Yamaki	
5,313,218 A	5/1994	Busking	2004/0090379 A1	5/2004	Fourdeux et al.	
5,943,025 A	8/1999	Benham et al.	2004/0090385 A1	5/2004	Green	
D414,495 S	9/1999	Heiligenstein et al.	2004/0113841 A1	6/2004	Louzir et al.	
D421,610 S	3/2000	Ghalebi	2004/0217912 A1	11/2004	Mohammadian	
6,054,963 A	4/2000	Muterspaugh	2005/0088342 A1	4/2005	Parsche	
6,239,764 B1	5/2001	Timofeev et al.	2005/0162332 A1	7/2005	Schantz	
D449,593 S	10/2001	Schultz	2005/0259023 A1	11/2005	Wang	
6,590,541 B1	7/2003	Schultz	2005/0280582 A1	12/2005	Powell et al.	
6,593,886 B2	7/2003	Schantz	2006/0033665 A1	2/2006	Yang	
D480,714 S	10/2003	Wang	2006/0055618 A1	3/2006	Poilasne et al.	
6,680,708 B2	1/2004	Yamaki	2006/0077115 A1	4/2006	Oh et al.	
D501,468 S	2/2005	Wang	2006/0103577 A1	5/2006	Lee	
6,885,352 B2	4/2005	Lee et al.	2006/0164304 A1	7/2006	Huang et al.	
6,917,793 B2	7/2005	Wang	2007/0069955 A1	3/2007	McCorkle	
7,091,925 B1	8/2006	Wang	2007/0200769 A1	8/2007	Nakano et al.	
7,126,556 B1	10/2006	Wang	2008/0094291 A1	4/2008	Bystrom et al.	
7,209,089 B2	4/2007	Schantz	2008/0211720 A1	9/2008	Hansen	
D544,471 S	6/2007	Wang	2008/0258980 A1	10/2008	Chen et al.	
7,239,290 B2	7/2007	Poilasne et al.	2008/0291345 A1	11/2008	Schneider	
7,245,266 B1	7/2007	Szente et al.	2009/0058732 A1	3/2009	Nakano et al.	
D558,189 S	12/2007	Inoue	2009/0073067 A1	3/2009	Soler Castany et al.	
D581,931 S	12/2008	Pine	2009/0146899 A1	6/2009	Schneider et al.	
D585,883 S	2/2009	Kaneko	2010/0085269 A1	4/2010	Sadowski et al.	
D598,433 S	8/2009	Schneider et al.	2012/0169553 A1	7/2012	Nomura et al.	
			2012/0249396 A1	10/2012	Parsche	
			2014/0292597 A1	10/2014	Schneider et al.	

* cited by examiner

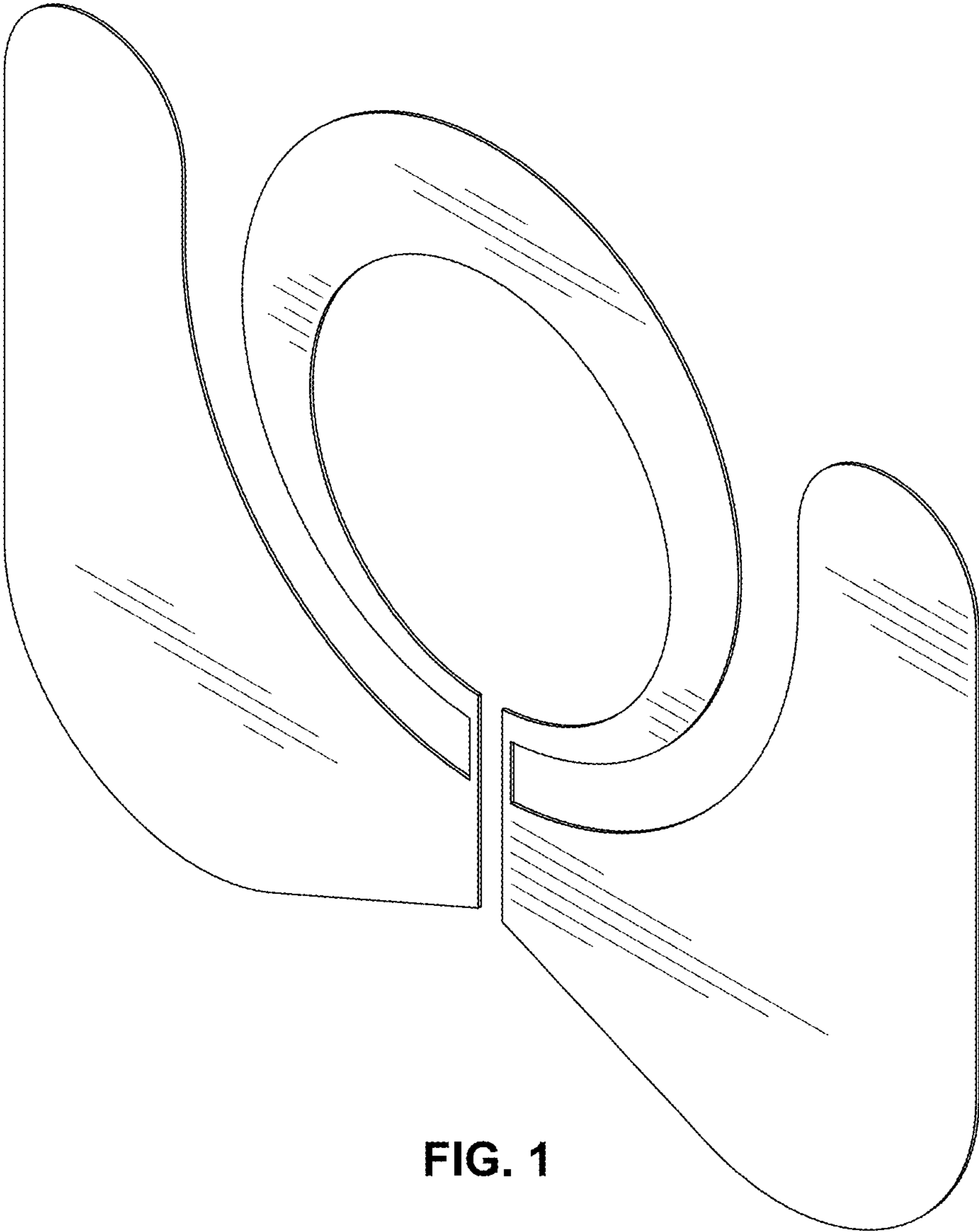


FIG. 1

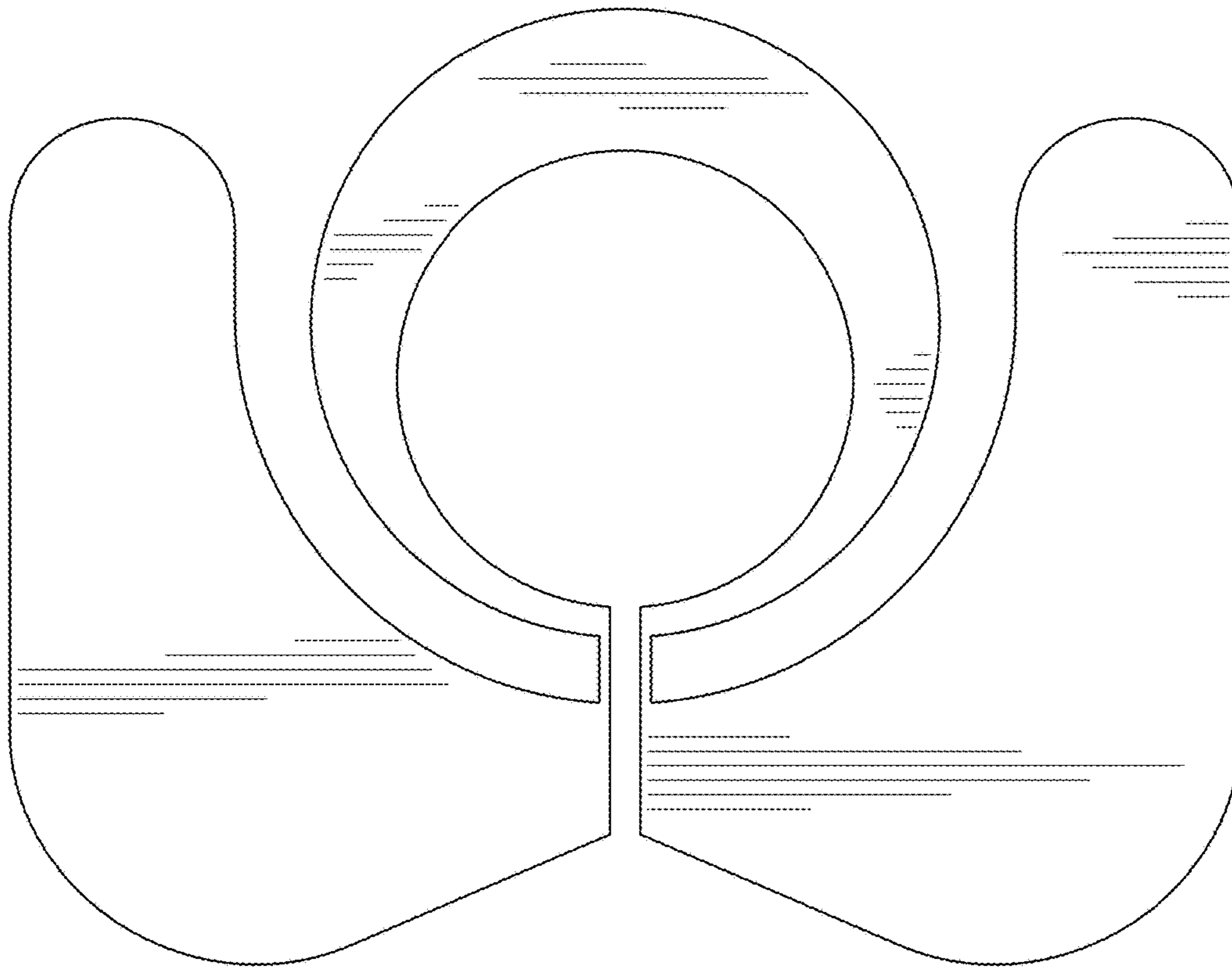


FIG. 2

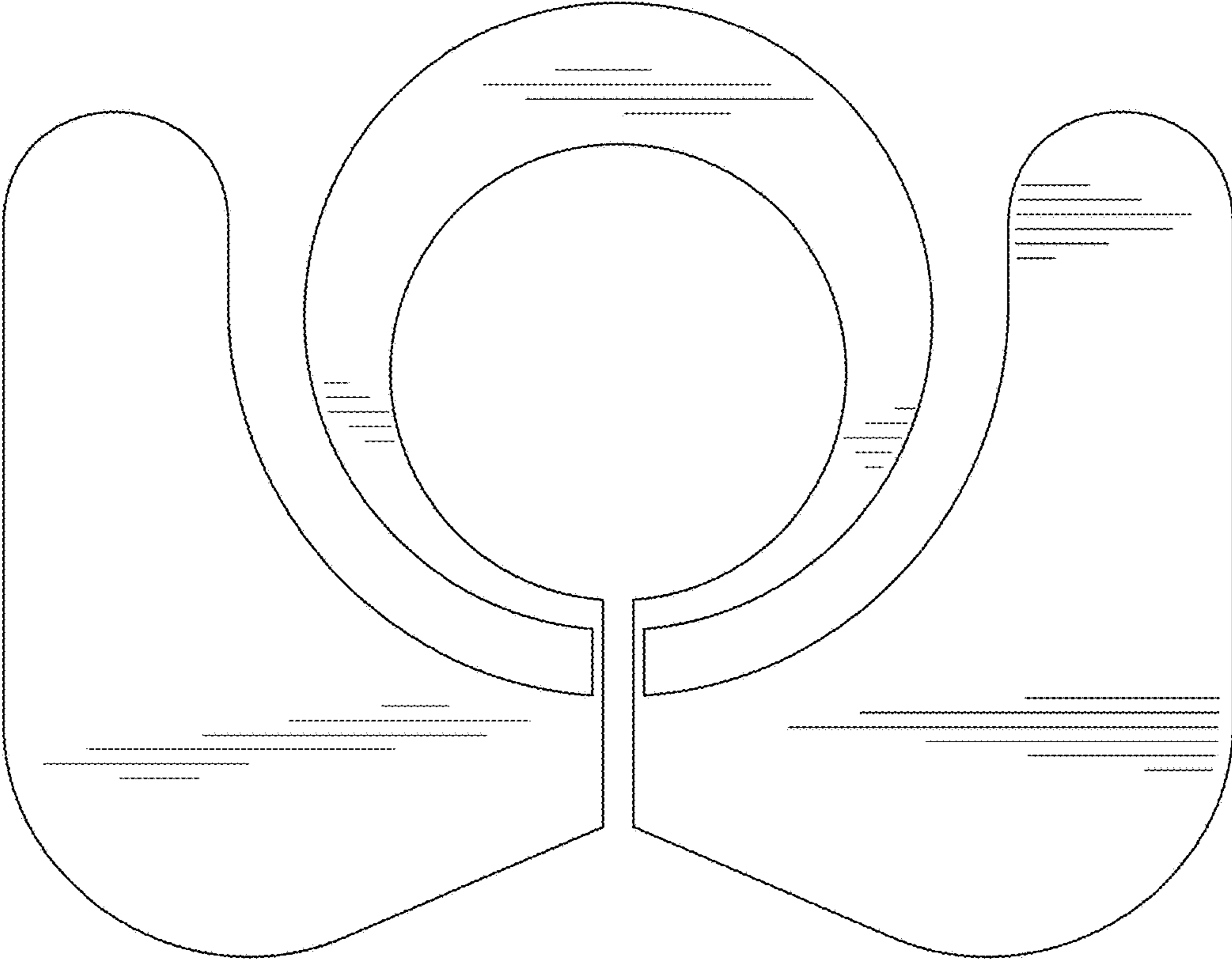


FIG. 3



FIG. 4



FIG. 5



FIG. 6



FIG. 7