



US00D824881S

(12) **United States Design Patent** (10) **Patent No.:** **US D824,881 S**  
**Jackson et al.** (45) **Date of Patent:** **\*\* Aug. 7, 2018**

(54) **AUDIO EQUIPMENT**

- (71) Applicant: **Allen & Heath Limited**, Cornwall (GB)
- (72) Inventors: **Antony Ian Jackson**, Penryn (GB); **Ian McBurney**, Cornwall (GB); **David Leonard Price**, Falmouth (GB); **Simon Trethewey**, Newquay (GB); **James Ian Wrigley**, Cornwall (GB); **David Haughton**, Cornwall (GB); **Andrew Bell**, Cornwall (GB); **Jeffrey Simpson**, Cornwall (GB); **Alexander Money**, Cornwall (GB); **Alisdair Gray**, Cornwall (GB); **Nicola Beretta**, Cornwall (GB); **Christopher Lock**, Par (GB); **John Edwards**, Cornwall (GB); **Glenn Rogers**, Truro (GB); **Robin Clark**, Truro (GB)
- (73) Assignee: **Allen & Heath Limited**, Cornwall (GB)

(\*\*) Term: **15 Years**

(21) Appl. No.: **29/543,316**

(22) Filed: **Oct. 22, 2015**

(30) **Foreign Application Priority Data**

Apr. 24, 2015 (EM) ..... 002689091-0003

(51) **LOC (11) Cl.** ..... **14-02**

(52) **U.S. Cl.**  
USPC ..... **D14/217**

(58) **Field of Classification Search**  
 USPC ..... D14/162, 167-169, 175, 179, 188, D14/194-198, 217, 257, 258, 265, 299, D14/388, 389, 434, 496; 330/1 R, 3, 4, 330/250; D13/163, 164; 455/344-351; 381/86, 119, 120; 84/625, 660, 697  
 CPC ..... B60R 11/0217; G06F 1/1688; G10K 9/22; G10K 11/004; H03F 1/327; H04M 1/03; H04M 1/035; H04N 5/642; H04N 21/4852;

(Continued)

(56) **References Cited**

U.S. PATENT DOCUMENTS

- D270,740 S 9/1983 Pearson  
 D291,196 S 8/1987 Ito et al.  
 (Continued)

FOREIGN PATENT DOCUMENTS

- GB 2064641 4/1997

OTHER PUBLICATIONS

Notice of Allowance from U.S. Appl. No. 29/543,308 dated Oct. 5, 2016.

(Continued)

*Primary Examiner* — Keli L. Hill

(74) *Attorney, Agent, or Firm* — Swanson & Bratschun, L.L.C.

(57) **CLAIM**

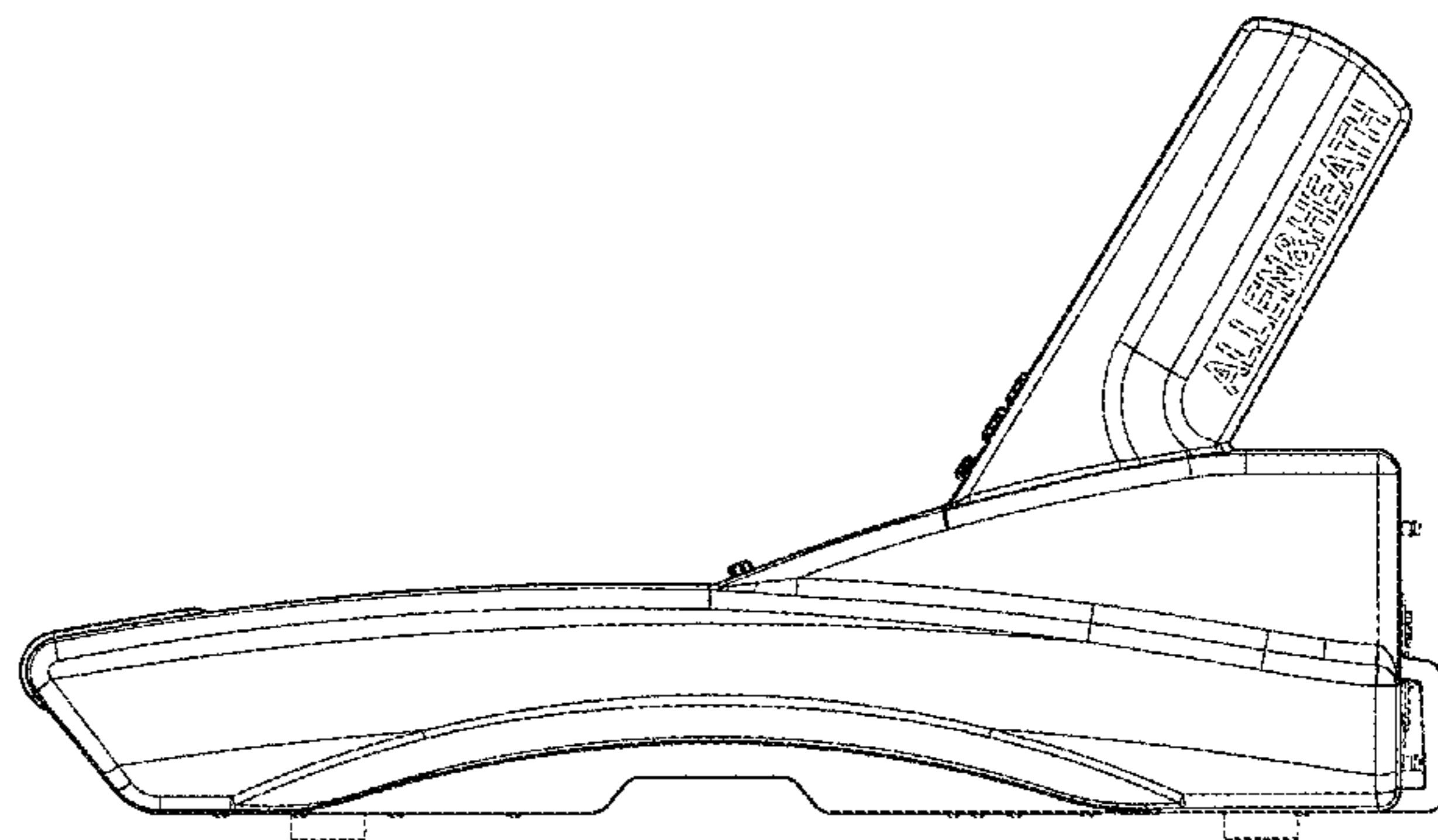
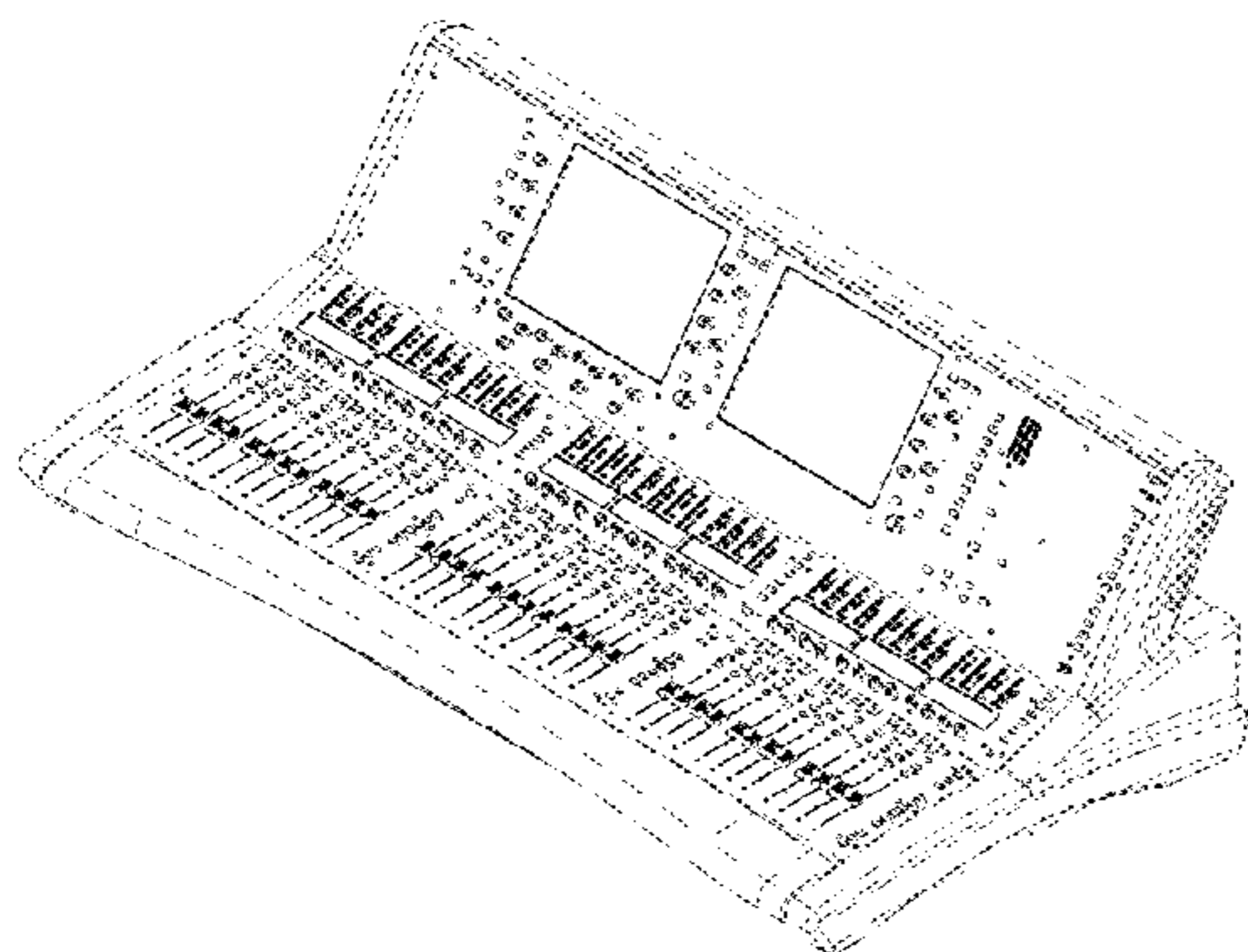
The ornamental design for audio equipment, as shown and described.

**DESCRIPTION**

FIG. 1 is a front, right, top perspective view of audio equipment showing our new design; FIG. 2 is a top plan view thereof; FIG. 3 is a left side elevation view thereof; FIG. 4 is a right side elevation view thereof; FIG. 5 is a rear elevation view thereof; FIG. 6 is a front elevation view thereof; and, FIG. 7 is a bottom plan view thereof.

The broken lines showing portions of the design in all figures are included for the purpose of illustrating environment and unclaimed features and form no part of the claimed design.

**1 Claim, 7 Drawing Sheets**



(58) **Field of Classification Search**

CPC ..... H04R 1/02; H04R 1/06; H04R 1/021;  
 H04R 1/025; H04R 1/026; H04R 1/028;  
 H04R 1/105; H04R 1/323; H04R 1/403;  
 H04R 1/2803; H04R 1/2834; H04R 5/02;  
 H04R 7/20; H04R 9/06; H04R 9/025;  
 H04R 2201/021; H04R 2400/00; H04R  
 2400/07; H04R 2499/11; H04R 2499/13;  
 H04R 2499/15; H04S 3/00; H04S 7/30  
 See application file for complete search history.

(56) **References Cited**

U.S. PATENT DOCUMENTS

D375,747 S \* 11/1996 East ..... D14/217  
 D380,760 S 7/1997 Mackie et al.  
 D399,207 S 10/1998 Mackie et al.  
 D399,208 S 10/1998 Mackie et al.  
 D401,242 S 11/1998 Mackie et al.  
 D499,394 S 12/2004 Suzuki  
 D532,774 S 11/2006 Dawson  
 D543,209 S 5/2007 Bae  
 D573,587 S 7/2008 Amiya  
 D588,580 S 3/2009 Chisholm  
 D603,836 S 11/2009 Hibbard  
 D607,438 S \* 1/2010 Ito ..... D14/217  
 D609,218 S \* 2/2010 Ito ..... D14/217  
 D609,220 S 2/2010 Ito  
 D616,866 S \* 6/2010 Ito ..... D14/217  
 D616,867 S \* 6/2010 Ito ..... D14/217  
 D616,868 S 6/2010 Ito  
 D617,767 S 6/2010 Piltonen  
 D643,410 S 8/2011 Blyth

D647,880 S 11/2011 Huber  
 D655,242 S 3/2012 Holthusen  
 D662,914 S 7/2012 Constin  
 D664,564 S 7/2012 Gillett  
 D666,159 S \* 8/2012 Adenau ..... D13/164  
 D690,683 S 10/2013 Olswang  
 D691,986 S 10/2013 Amiya  
 D717,278 S 11/2014 Amiya  
 D721,062 S 1/2015 Danning  
 D721,353 S 1/2015 Money  
 D723,006 S 2/2015 Pat  
 D730,324 S 5/2015 Ito  
 D748,607 S \* 2/2016 Ito ..... D14/217  
 D769,226 S \* 10/2016 Ito ..... D14/217  
 D778,261 S \* 2/2017 Ito ..... D14/217  
 D778,262 S \* 2/2017 Ito ..... D14/217  
 D780,718 S \* 3/2017 Jackson ..... D14/217  
 2013/0208954 A1 8/2013 Rowe

OTHER PUBLICATIONS

Office Action from U.S. Appl. No. 29/543,308 dated Jun. 29, 2016.  
 Office Action from U.S. Appl. No. 29/409,841 dated Feb. 26, 2014.  
 Office Action from U.S. Appl. No. 29/409,841 dated Jul. 31, 2014.  
 Notice of Allowance from U.S. Appl. No. 29/409,841 dated Oct. 17, 2014.  
 Notice of Allowance from U.S. Appl. No. 29/462,468 dated Oct. 8, 2014.  
 Notice of Allowance from U.S. Appl. No. 29/491,558 dated Aug. 19, 2015.  
 Notice of Allowance from U.S. Appl. No. 29/511,382 dated Sep. 14, 2015.  
 Office Action for U.S. Appl. No. 29/543,313 dated Aug. 24, 2017.

\* cited by examiner

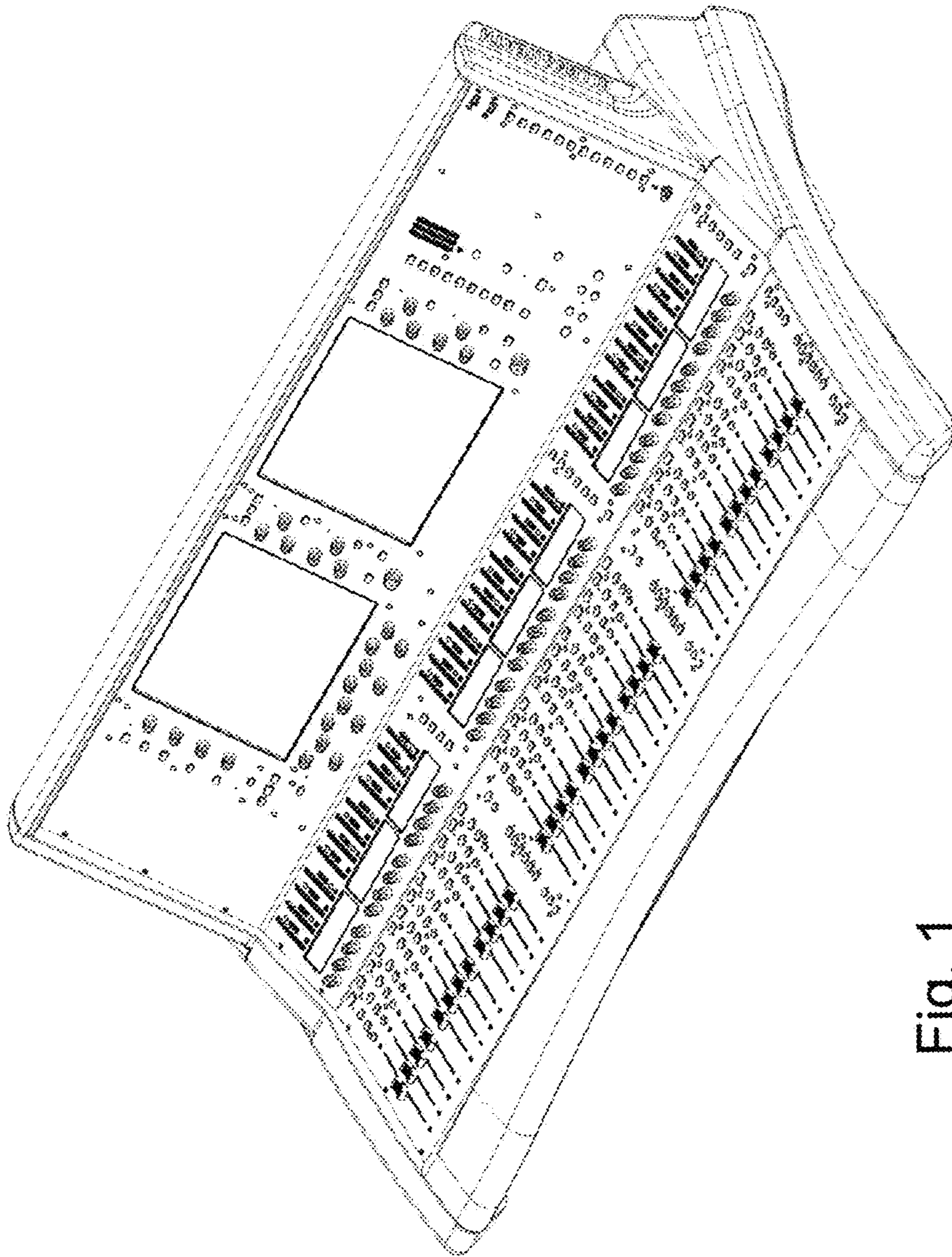


Fig. 1

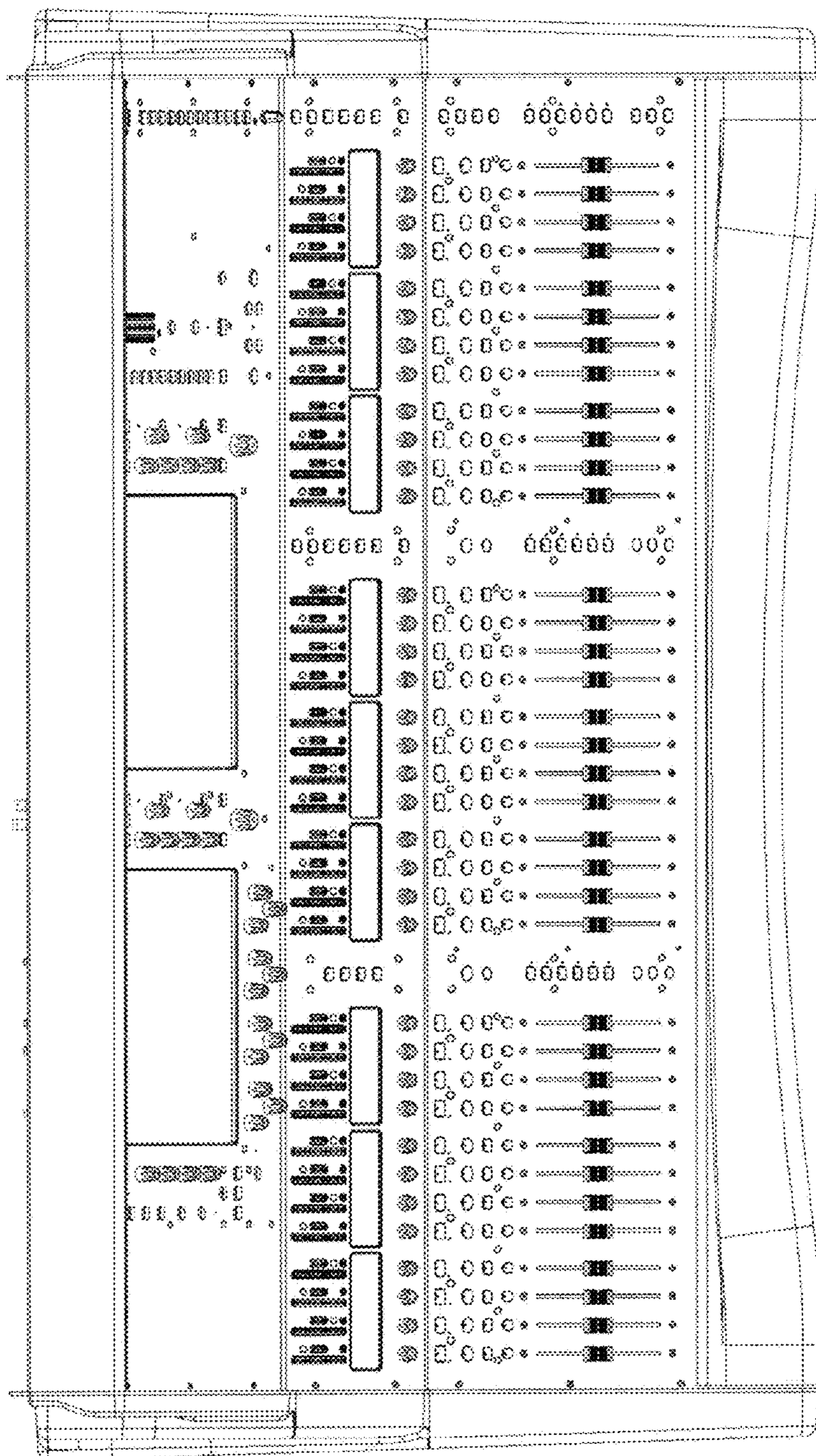


Fig. 2

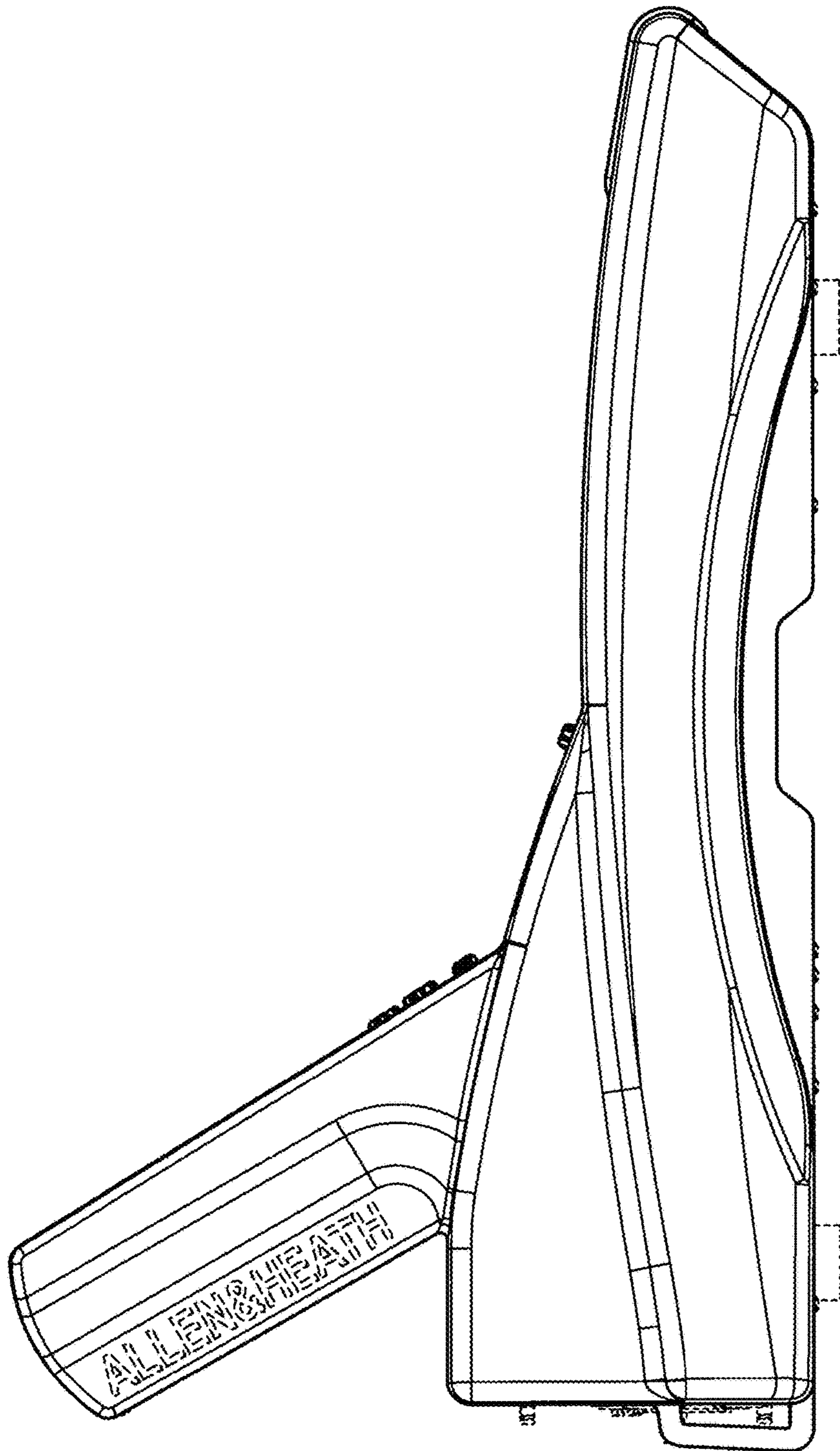


Fig. 3

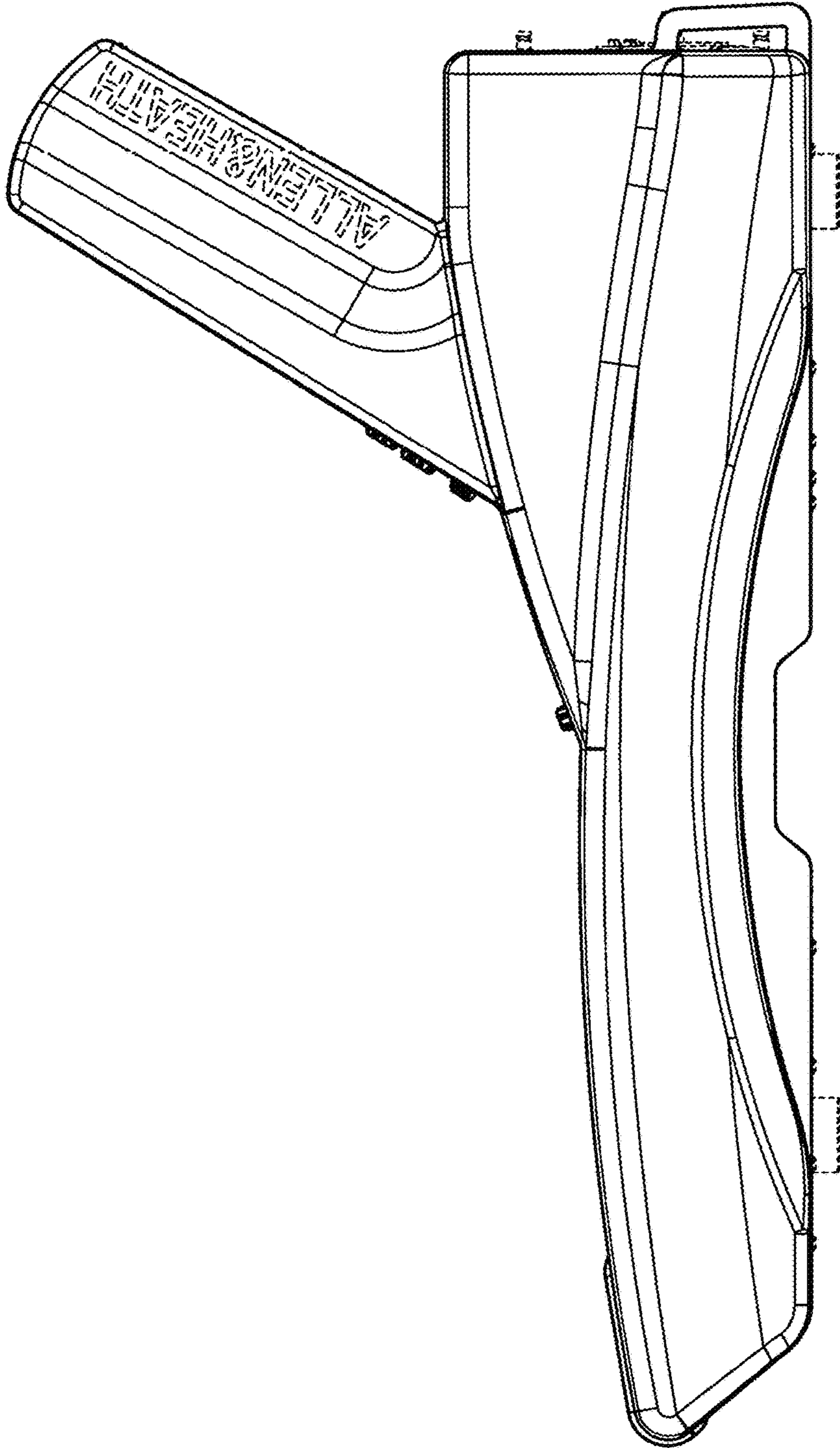


Fig. 4

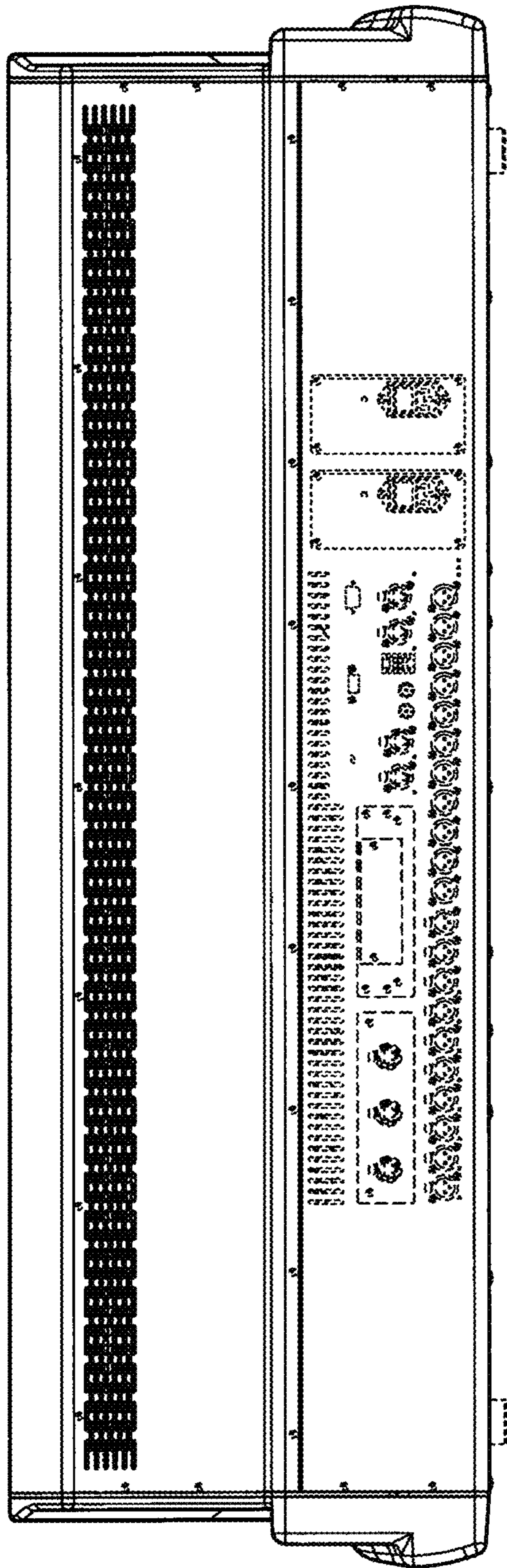


Fig. 5

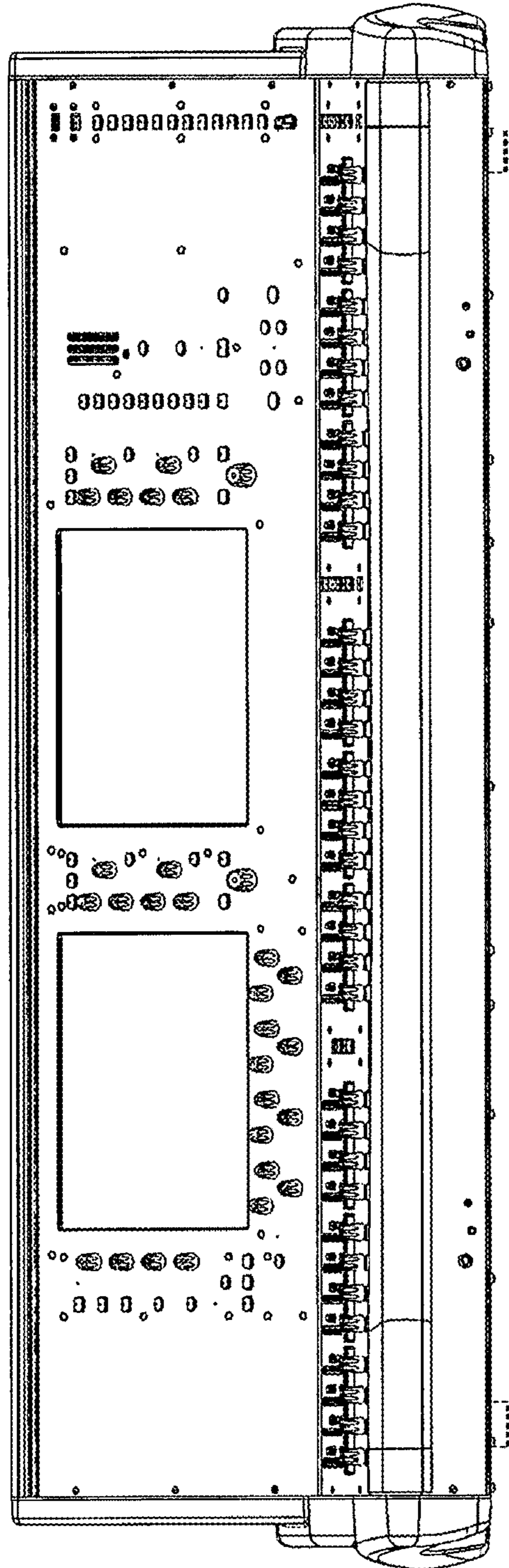


Fig. 6






Fig. 7