



US00D824868S

(12) **United States Design Patent** (10) **Patent No.:** **US D824,868 S**
Chong et al. (45) **Date of Patent:** **** Aug. 7, 2018**

(54) **TV RECEIVER** D368,087 S * 3/1996 Gioscia D14/128
D460,056 S * 7/2002 Niitsu D14/126
(71) Applicant: **LG ELECTRONICS INC., Seoul** 6,894,730 B2 * 5/2005 Jeong H04N 9/3141
(KR) 312/7.2
(72) Inventors: **Yuonui Chong, Seoul (KR); Sangho** D525,595 S * 7/2006 Hoehn D14/126
Lee, Seoul (KR); Hwayun Choi, Seoul D539,767 S * 4/2007 Kang D14/126
(KR); Seonkyu Kim, Seoul (KR) D623,619 S * 9/2010 Roed D14/126
7,826,205 B2 * 11/2010 Smith G06F 1/16
248/917
(73) Assignee: **LG ELECTRONICS INC., Seoul** D650,380 S * 12/2011 Ballout D14/331
(KR) D651,185 S * 12/2011 Andresen D14/126
D661,124 S * 6/2012 Curbbun D20/10
D669,074 S * 10/2012 Chiu D14/371
D690,295 S * 9/2013 Fletcher D14/336
(**) Term: **15 Years** (Continued)

(21) Appl. No.: **35/503,372**

(22) Filed: **Jan. 13, 2017**

(80) **Hague Agreement Data**

Int. Filing Date: **Jan. 13, 2017**
Int. Reg. No.: **DM/094409**
Int. Reg. Date: **Jan. 13, 2017**
Int. Reg. Pub. Date: **Jul. 14, 2017**

(30) **Foreign Application Priority Data**

Jul. 18, 2016 (KR) 30-2016-0035001

(51) **LOC (11) Cl.** **14-03**

(52) **U.S. Cl.**
USPC **D14/126**

(58) **Field of Classification Search**
USPC D14/125-134, 239, 336, 371, 373-377,
D14/379-380, 382, 447, 448, 450, 451,
D14/452; D21/329, 332, 515; D10/26
CPC G06F 1/16; G06F 1/1601; G06F 1/1637;
H04N 5/64; H05K 5/0017; H05K 5/0204;
H05K 5/0217
See application file for complete search history.

(56) **References Cited**

U.S. PATENT DOCUMENTS

D306,464 S * 3/1990 Axtell D14/126
D342,505 S * 12/1993 Shimatani D14/128

OTHER PUBLICATIONS

Philips 51PW9303, posted at Amazon, review posted Jun. 20, 2008.
[online] [site visited May 11, 2018]. Available from Internet. <URL:
<https://www.amazon.com/Philips-51PW9303-Widescreen-Projection-HDTV-Ready/dp/B00012ZP2K>> (Year: 2008).*

Primary Examiner — George D Kirschbaum
Assistant Examiner — Kathleen Leigh Jones
(74) *Attorney, Agent, or Firm* — Birch, Stewart, Kolasch
& Birch, LLP

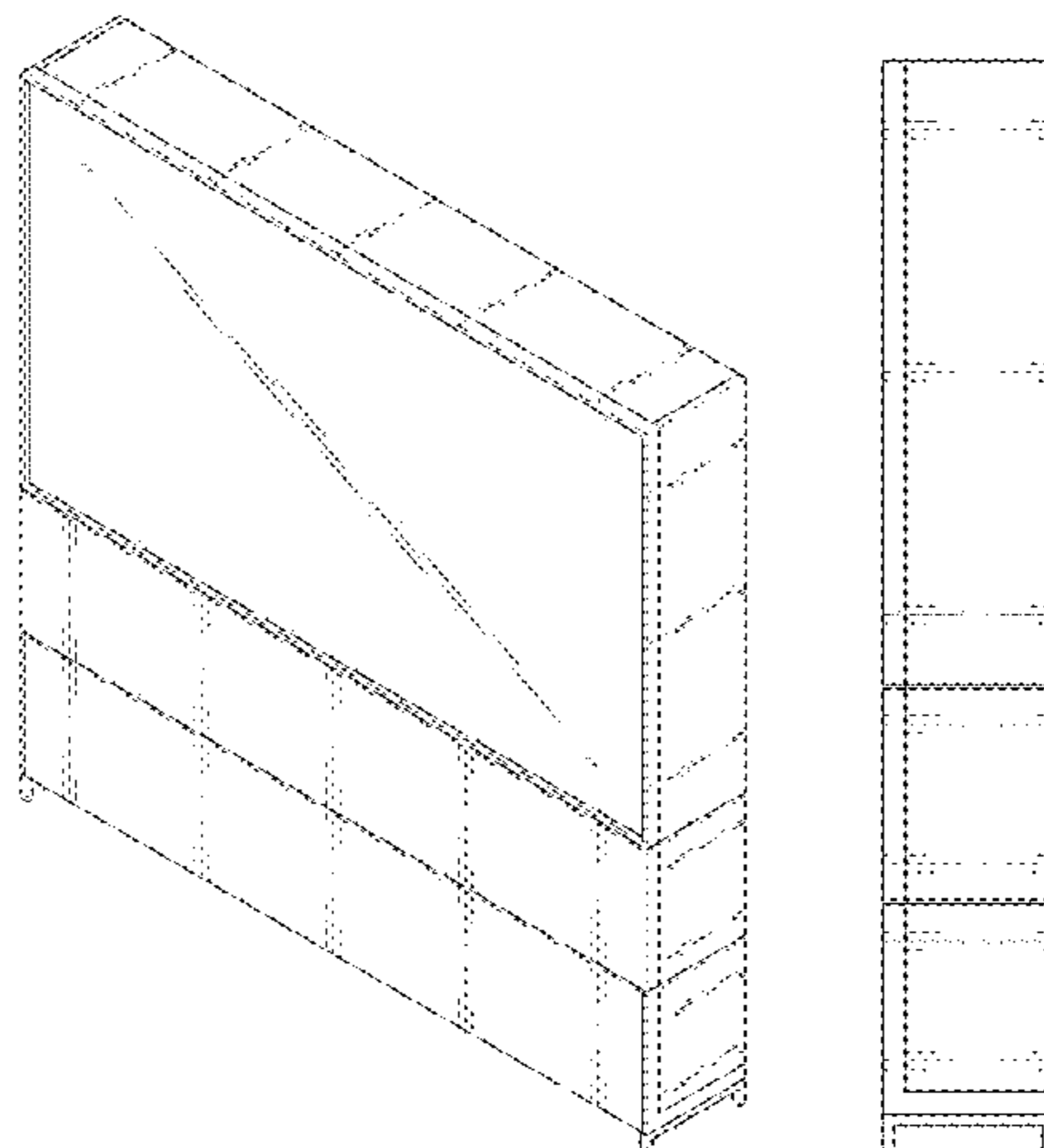
(57) **CLAIM**

The ornamental design for a TV receiver, as shown and described.

DESCRIPTION

- 1. TV receiver
- 1.1 : Perspective
- 1.2 : Front
- 1.3 : Back
- 1.4 : Left
- 1.5 : Right
- 1.6 : Top
- 1.7 : Bottom

1 Claim, 7 Drawing Sheets



(56)

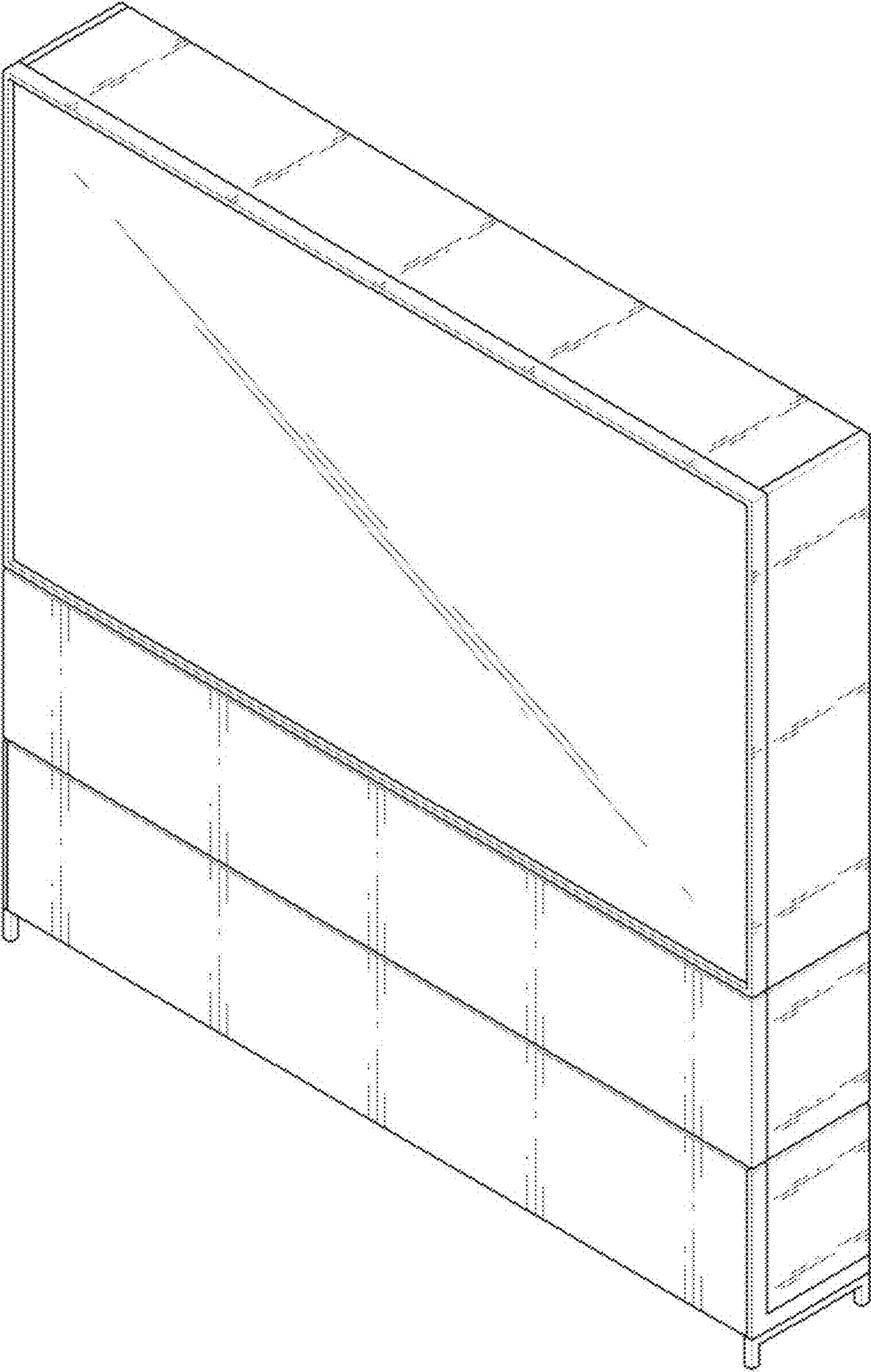
References Cited

U.S. PATENT DOCUMENTS

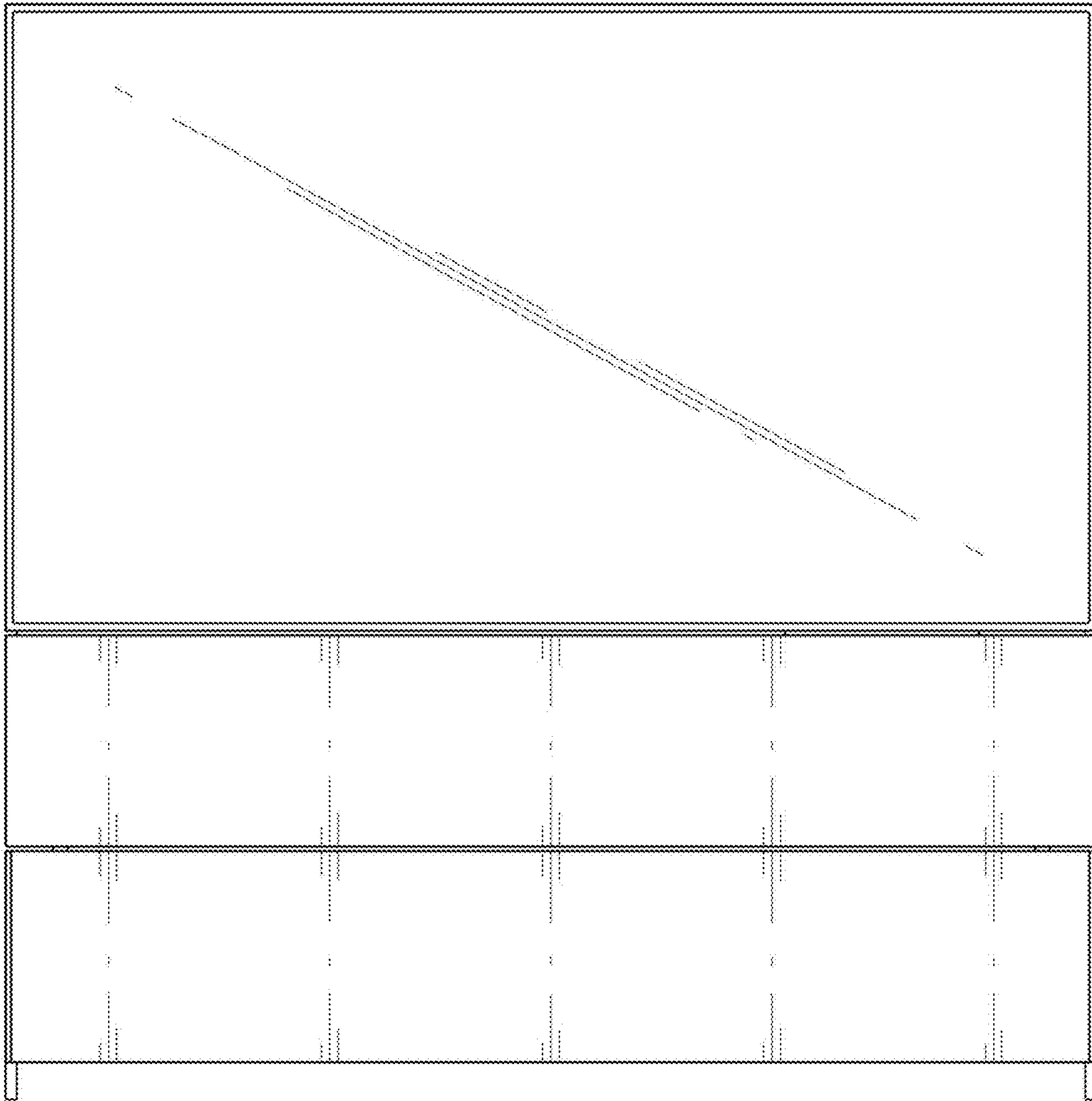
D700,178 S *	2/2014	Ma	D14/331
D701,183 S *	3/2014	Son	D14/125
D711,473 S *	8/2014	Giglio	D21/329
D722,315 S *	2/2015	Liang	D14/336
D754,122 S *	4/2016	Oakley	D14/336
D759,611 S *	6/2016	Kim	D14/126
D761,220 S *	7/2016	Kim	D14/126
D761,221 S *	7/2016	Kim	D14/126
D761,747 S *	7/2016	Kim	D14/126
D783,020 S *	4/2017	Inoue	D14/374
2007/0035671 A1 *	2/2007	Ryu	H04N 5/64 348/794

* cited by examiner

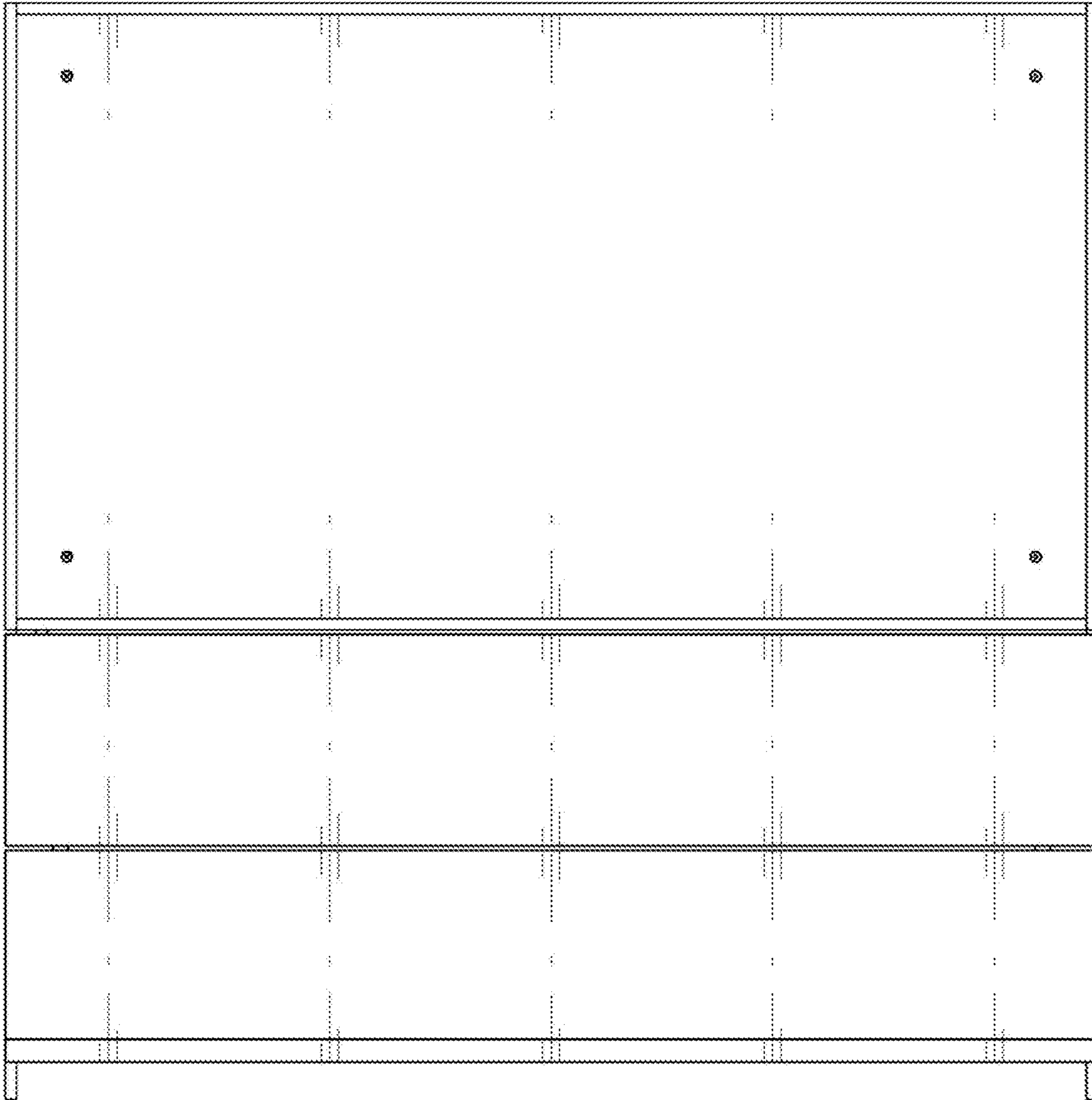
1.1



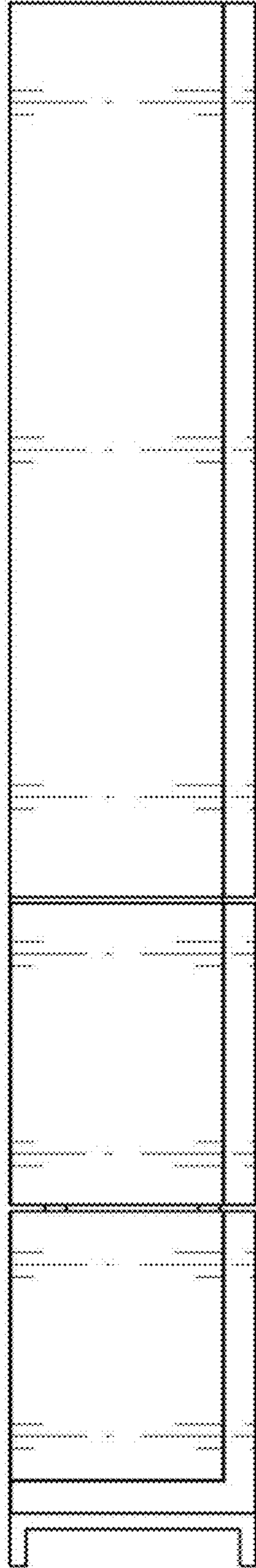
1.2



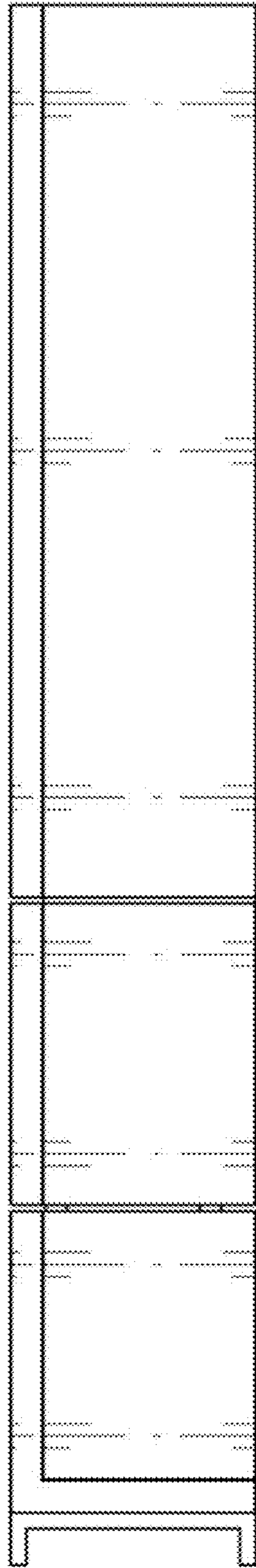
1.3



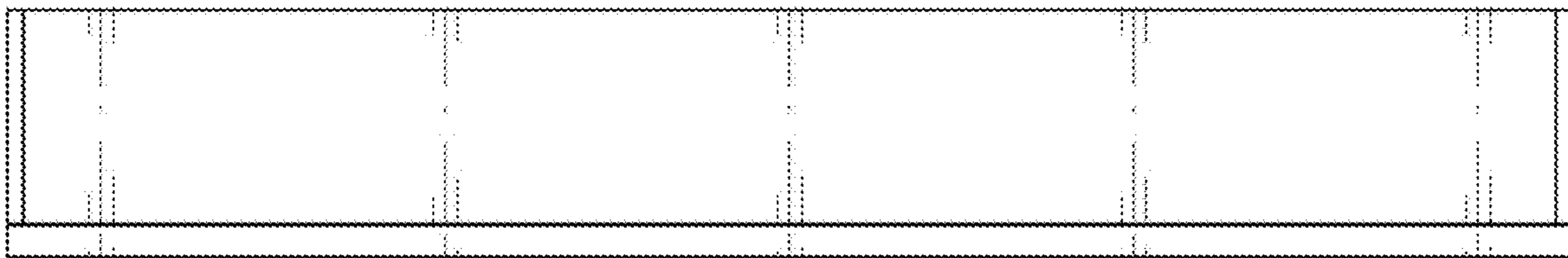
1.4



1.5



1.6



1.7

