

US00D824848S

(12) **United States Design Patent** (10) **Patent No.:** **US D824,848 S**
Anderson (45) **Date of Patent:** **** Aug. 7, 2018**

(54) **SOLAR CHARGER**

(71) Applicant: **World Panel, Inc.**, Westminster, CO (US)

(72) Inventor: **John Augustus Anderson**, Superior, CO (US)

(73) Assignee: **SunStream Technology, Inc.**, Westminster, CO (US)

(**) Term: **15 Years**

(21) Appl. No.: **29/584,317**

(22) Filed: **Nov. 14, 2016**

Related U.S. Application Data

(63) Continuation-in-part of application No. 29/571,175, filed on Jul. 15, 2016.

(51) **LOC (11) Cl.** **13-02**

(52) **U.S. Cl.**
USPC **D13/102**

(58) **Field of Classification Search**
USPC D3/5; D6/302, 405, 407, 684, 691.8, D6/705, 706; D12/183, 345; D13/101,
(Continued)

(56) **References Cited**

U.S. PATENT DOCUMENTS

D311,722 S * 10/1990 Cheng D13/102
6,476,311 B1 * 11/2002 Lee H02J 7/355
136/244

(Continued)

FOREIGN PATENT DOCUMENTS

CN 301393269 S 11/2010
CN 302392747 S 4/2013

(Continued)

OTHER PUBLICATIONS

Exo-Science Powermonkey Extreme 5V, posted at Amazon.com, posted on Jul. 6, 2013, site visited Dec. 12, 2017. online, Available from Internet: https://www.amazon.com/dp/B004XNLM7K/ref=psdc_2407762011_t2_B001W031KI.*

(Continued)

Primary Examiner — Mary Ann Calabrese
Assistant Examiner — Catherine Ho

(57) **CLAIM**

I claim the ornamental design for a solar charger, as shown and described.

DESCRIPTION

FIG. 1 is a front perspective view of first embodiment of a solar charger;

FIG. 2 is a front view of a first embodiment thereof;

FIG. 3 is a back view of a first embodiment thereof;

FIG. 4 is a left-side view of a first embodiment thereof;

FIG. 5 is a right-side view of a first embodiment thereof;

FIG. 6 is a top view of a first embodiment thereof;

FIG. 7 is a bottom view of a first embodiment thereof;

FIG. 8 is a front perspective view of a second embodiment of a solar charger;

FIG. 9 is a front view of a second embodiment thereof;

FIG. 10 is a back view of a second embodiment thereof;

FIG. 11 is a left-side view of a second embodiment thereof;

FIG. 12 is a right-side view of a second embodiment thereof;

FIG. 13 is a top view of a second embodiment thereof;

FIG. 14 is a bottom view of a second embodiment thereof;

FIG. 15 is a front perspective view of a third embodiment of a solar charger;

FIG. 16 is a front view of a third embodiment thereof;

FIG. 17 is a back view of a third embodiment thereof;

FIG. 18 is a left-side view of a third embodiment thereof;

FIG. 19 is a right-side view of a third embodiment thereof;

FIG. 20 is a top view of a third embodiment thereof;

FIG. 21 is a bottom view of a third embodiment thereof;

FIG. 22 is a front perspective view of a fourth embodiment of a solar charger;

(Continued)

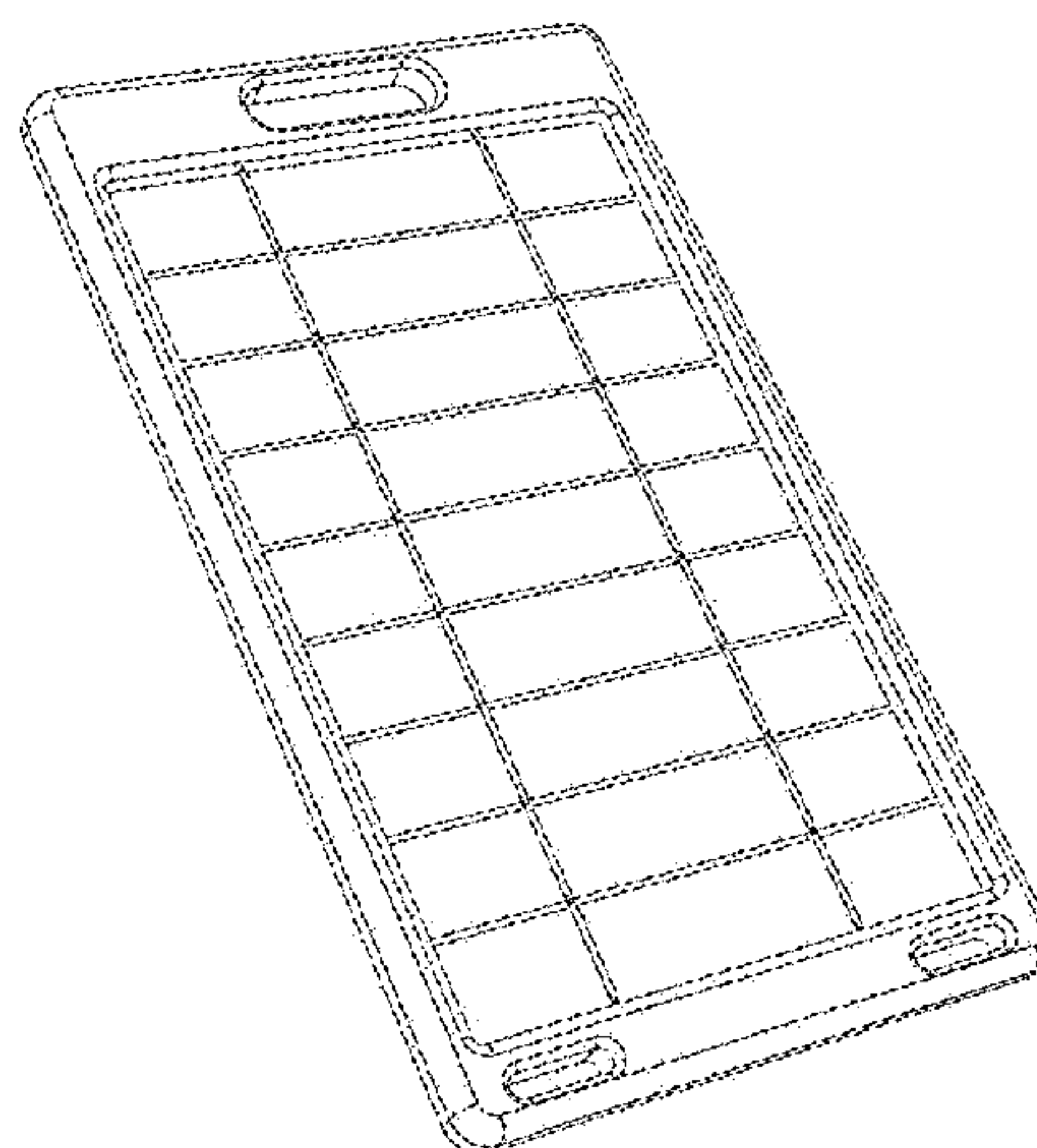


FIG. 23 is a front view of a fourth embodiment thereof;
 FIG. 24 is a back view of a fourth embodiment thereof;
 FIG. 25 is a left-side view of a fourth embodiment thereof;
 FIG. 26 is a right-side view of a fourth embodiment thereof;
 FIG. 27 is a top view of a fourth embodiment thereof;
 FIG. 28 is a bottom view of a fourth embodiment thereof;
 FIG. 29 is a front perspective view of a fifth embodiment of a solar charger;
 FIG. 30 is a front view of a fifth embodiment thereof;
 FIG. 31 is a back view of a fifth embodiment thereof;
 FIG. 32 is a left-side view of a fifth embodiment thereof;
 FIG. 33 is a right-side view of a fifth embodiment thereof;
 FIG. 34 is a top view of a fifth embodiment thereof;
 FIG. 35 is a bottom view of a fifth embodiment thereof;
 FIG. 36 is a front perspective view of a sixth embodiment of a solar charger;
 FIG. 37 is a front view of a sixth embodiment thereof;
 FIG. 38 is a back view of a sixth embodiment thereof;
 FIG. 39 is a left-side view of a sixth embodiment thereof;
 FIG. 40 is a right-side view of a sixth embodiment thereof;
 FIG. 41 is a top view of a sixth embodiment thereof; and,
 FIG. 42 is a bottom view of a sixth embodiment thereof.
 The broken lines shown represent unclaimed subject matter and form no part of the claimed design.

1 Claim, 24 Drawing Sheets

(58) **Field of Classification Search**

USPC D13/102, 103, 107, 118, 119, 184, 187,
 D13/199; D25/30, 47.1, 48.7, 48.8, 60,
 D25/119, 122, 124, 125, 138, 140, 144,
 D25/153, 156, 167
 CPC . H01L 31/00; H01L 31/042; H01L 31/02021;
 H01L 31/02008; H01L 31/043; H01L
 31/0508; H02S 10/00; H02S 20/00; Y02B
 10/00; Y02E 10/00; Y02E 10/40; Y02E
 10/41; Y02E 10/42; Y02E 10/43; Y02E

10/44; Y02E 10/45; Y02E 10/46; Y02E
 10/47; Y02E 10/50; Y02E 10/51; Y02E
 10/52; Y02E 10/544; Y10S 136/292;
 B64G 1/443

See application file for complete search history.

(56)

References Cited

U.S. PATENT DOCUMENTS

D479,191	S	*	9/2003	Peress	D13/102
D510,316	S		10/2005	Hayakawa		
D724,012	S	*	3/2015	Zhan	D13/102
D745,845	S	*	12/2015	Anderson	D13/102
D748,574	S	*	2/2016	Anderson	D13/102
D751,032	S	*	3/2016	Anderson	D13/102
D770,971	S	*	11/2016	Anderson	D13/102
D798,210	S	*	9/2017	Ying	D12/203
9,800,084	B2	*	10/2017	Rybkiewicz	H02J 7/0044

FOREIGN PATENT DOCUMENTS

CN	302414398	S	4/2013
CN	302496662	S	7/2013
JP	20102680	S	8/2010
JP	20102681	S	11/2010
JP	20107153	S	1/2011
JP	201023327	S	5/2011
KR	3020070017579		11/2007

OTHER PUBLICATIONS

Powertraveller Solar gorilla, posted at Amazon.com, posted on Jun. 7, 2010, site visited Dec. 12, 2017. online, Available from Internet: <https://www.amazon.com/Powertraveller-Solar-Gorilla-gorilla/dp/B001Q2H482>.*

Solar Charger Back Up, posted at Youtube.com, posted on Nov. 1, 2014, site visited Dec. 12, 2017. online, Available from Internet: <https://www.youtube.com/watch?v=nnoPKRNzcKA>.*

Sunkingdom 39W, posted at Amazon.com, posted on Dec. 17, 2014, site visited Dec. 12, 2017. online, Available from Internet: <https://www.amazon.com/dp/B00MTAFEJ6>.*

* cited by examiner

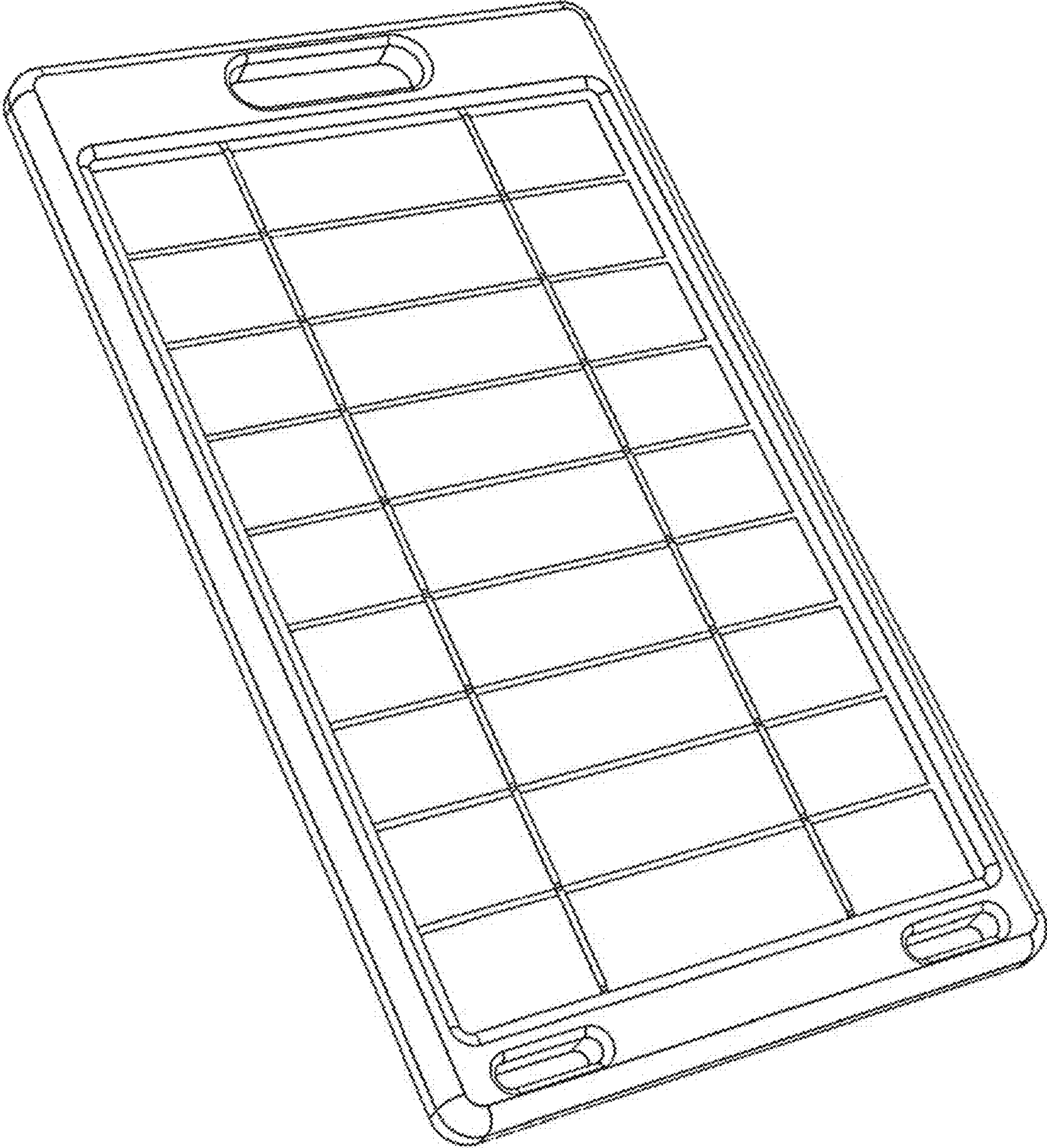


FIG. 1

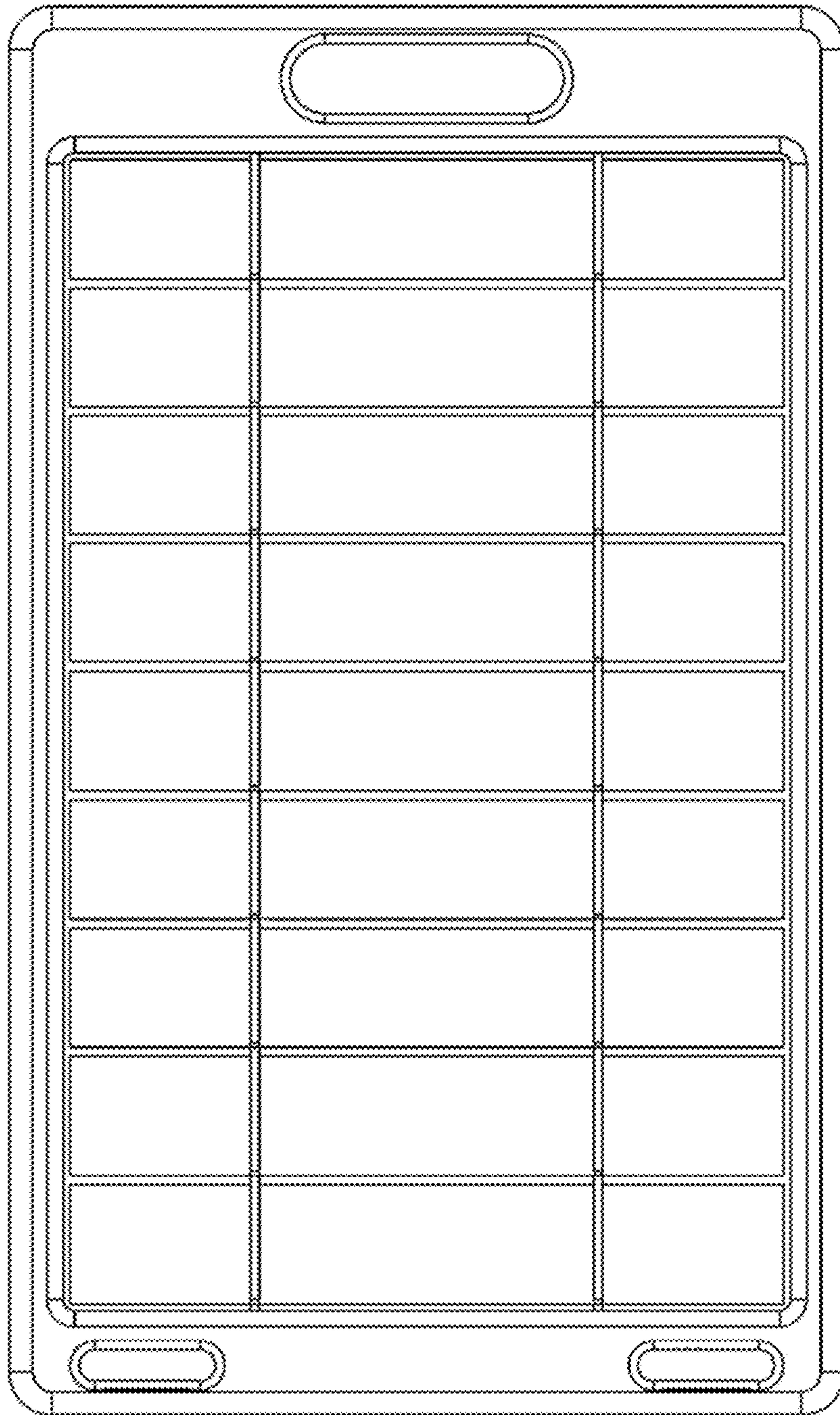


FIG. 2




FIG. 3




FIG. 4




FIG. 5




FIG. 6



FIG. 7

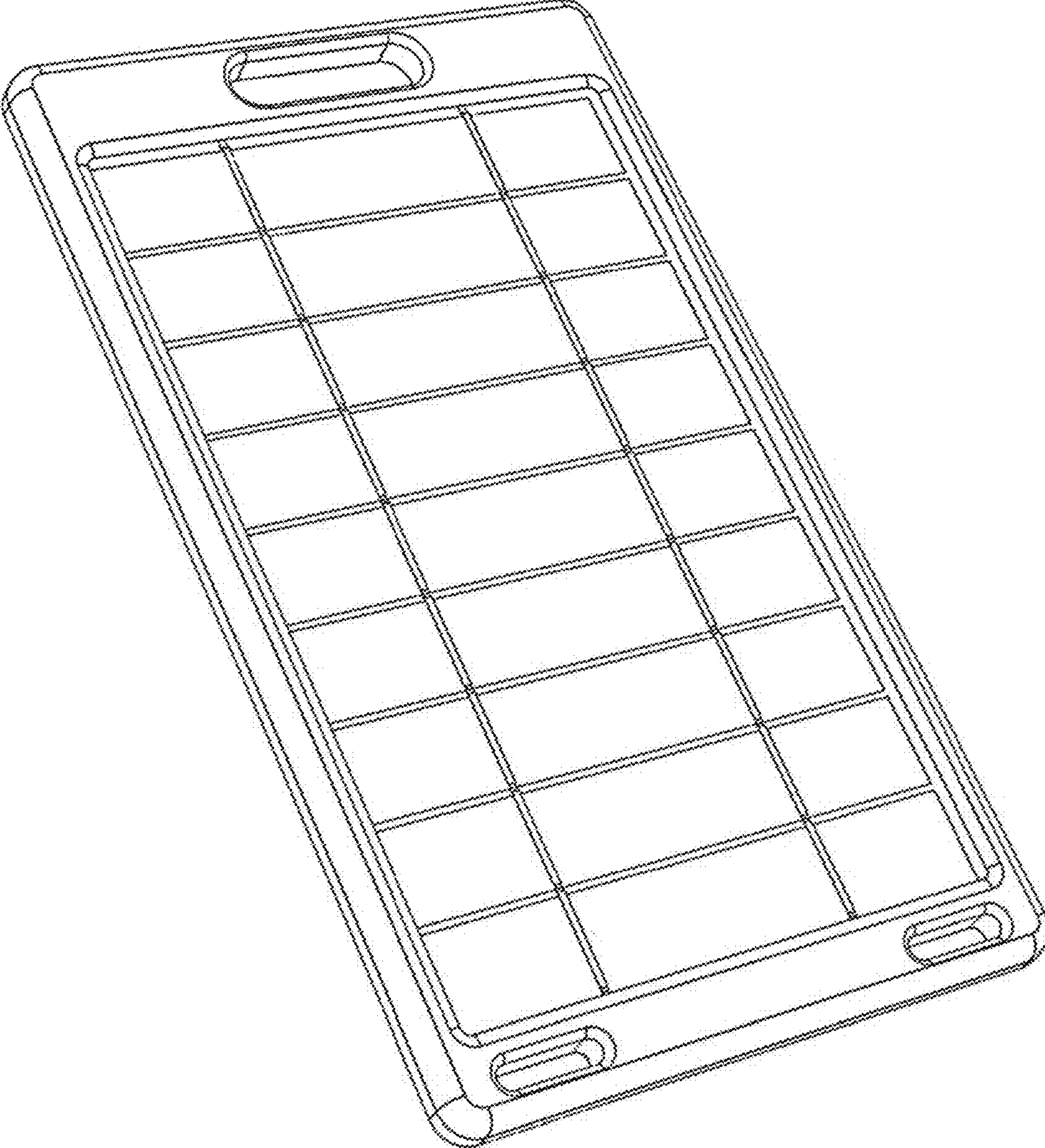


FIG. 8

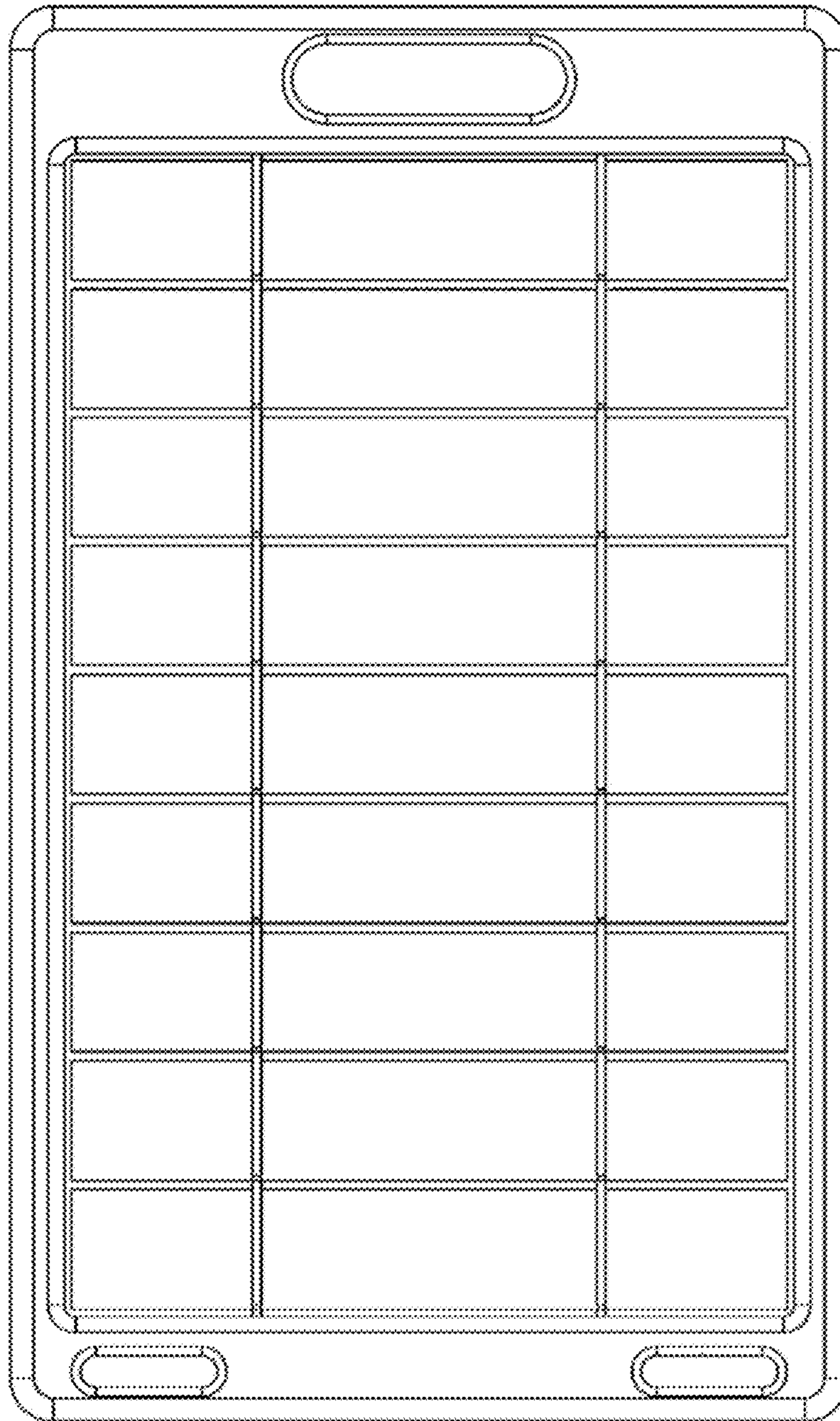


FIG. 9




FIG. 10




FIG. 11



FIG. 12




FIG. 13



FIG. 14

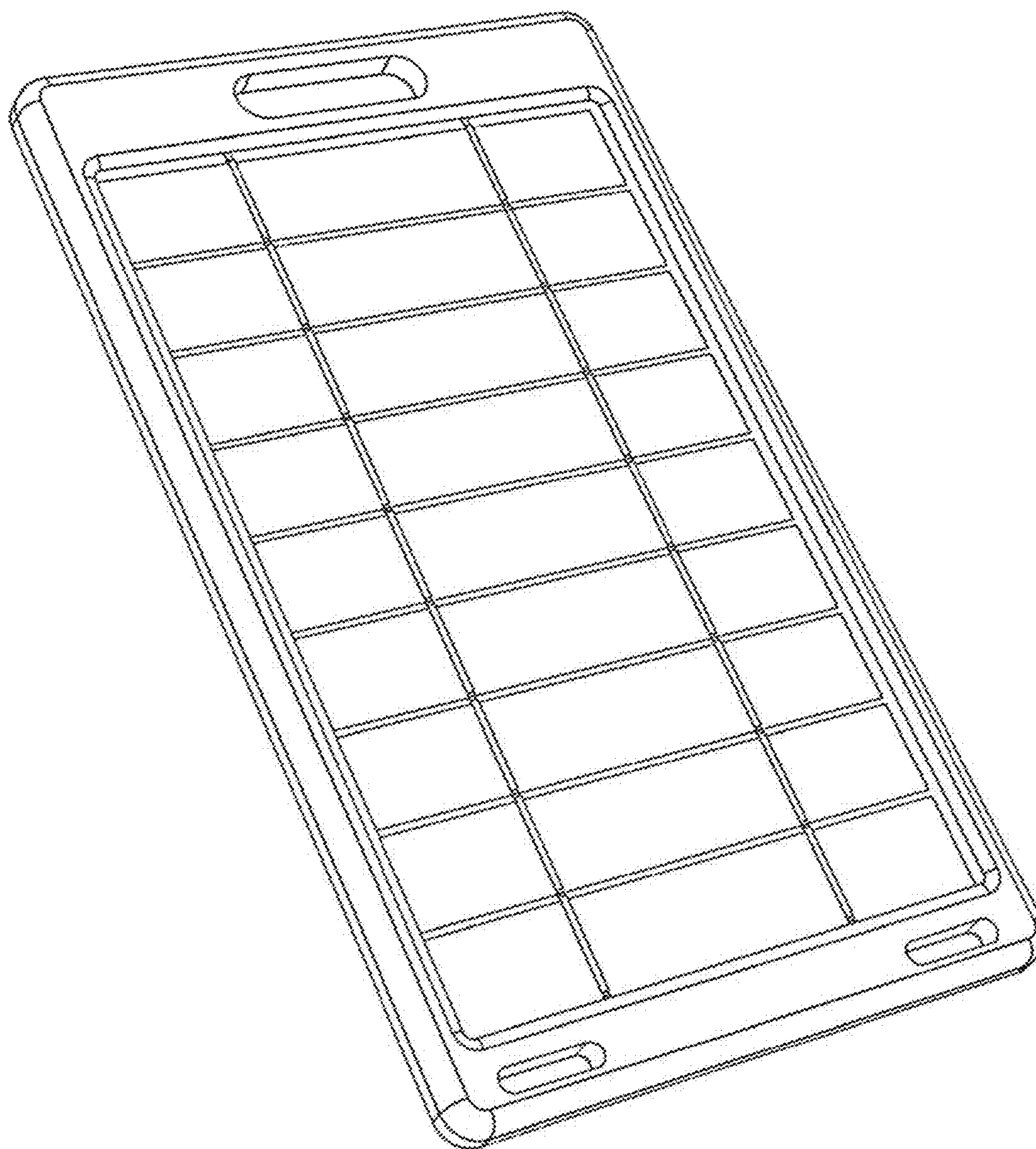


FIG. 15

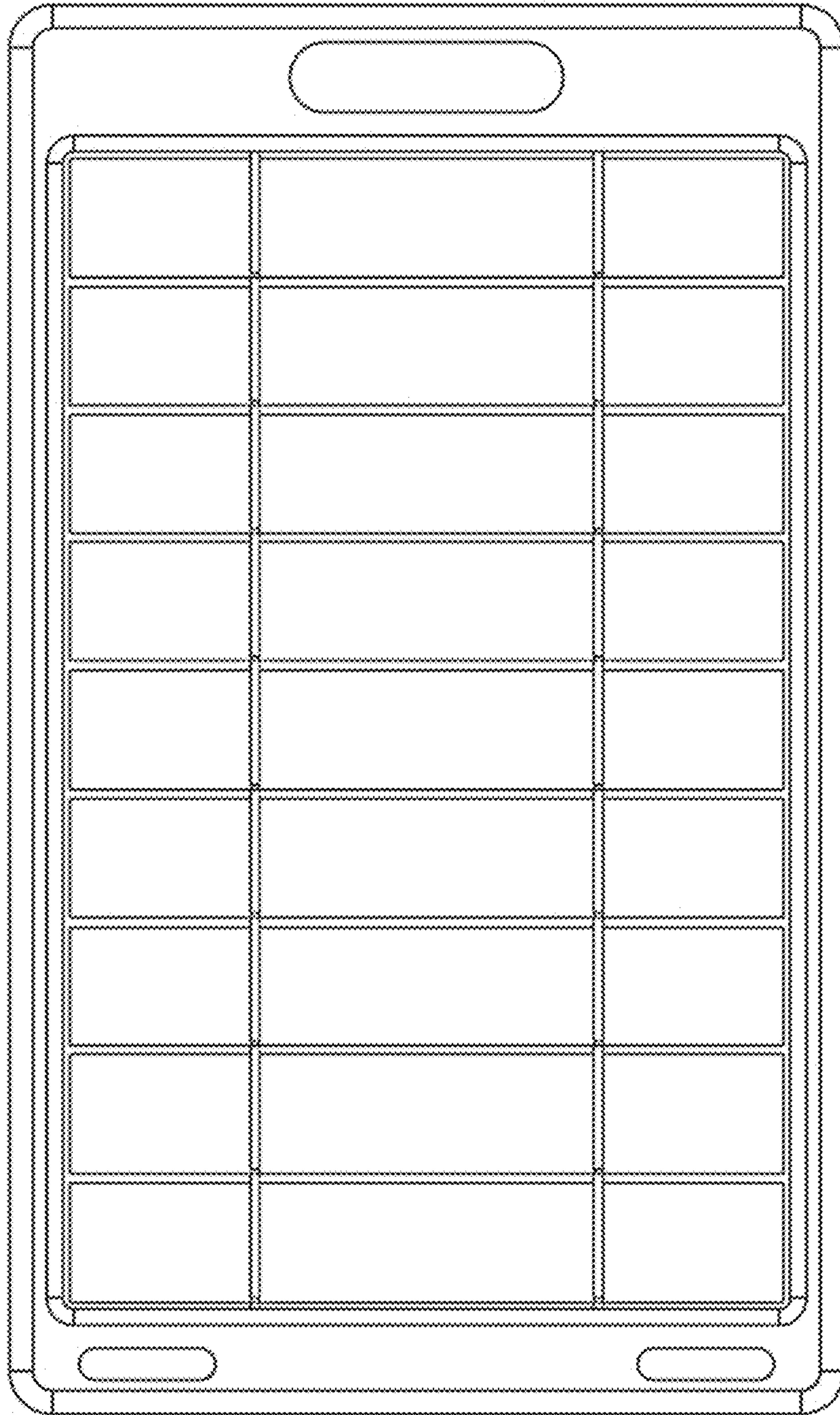


FIG. 16




FIG. 17




FIG. 18




FIG. 19




FIG. 20




FIG. 21

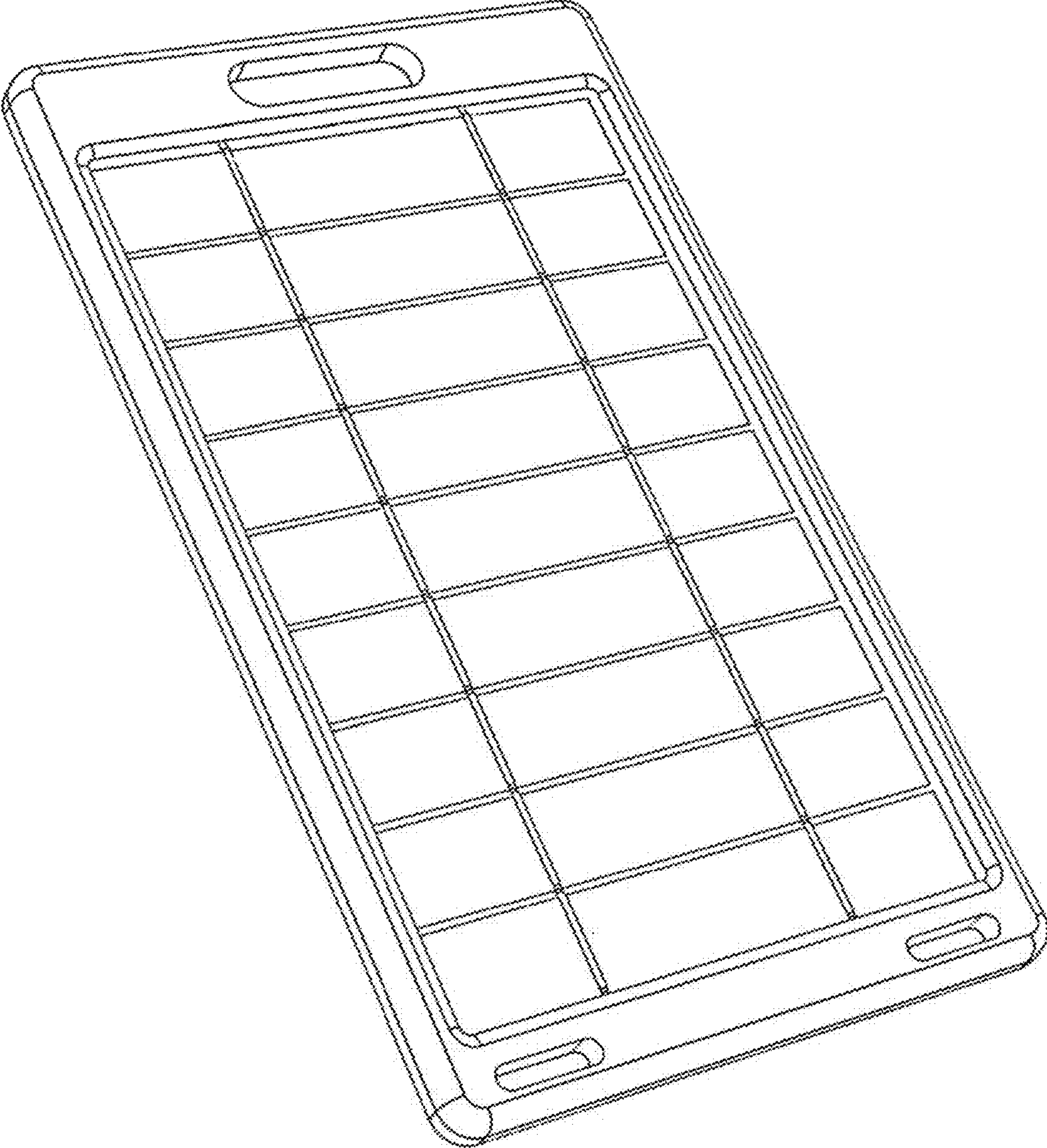


FIG. 22

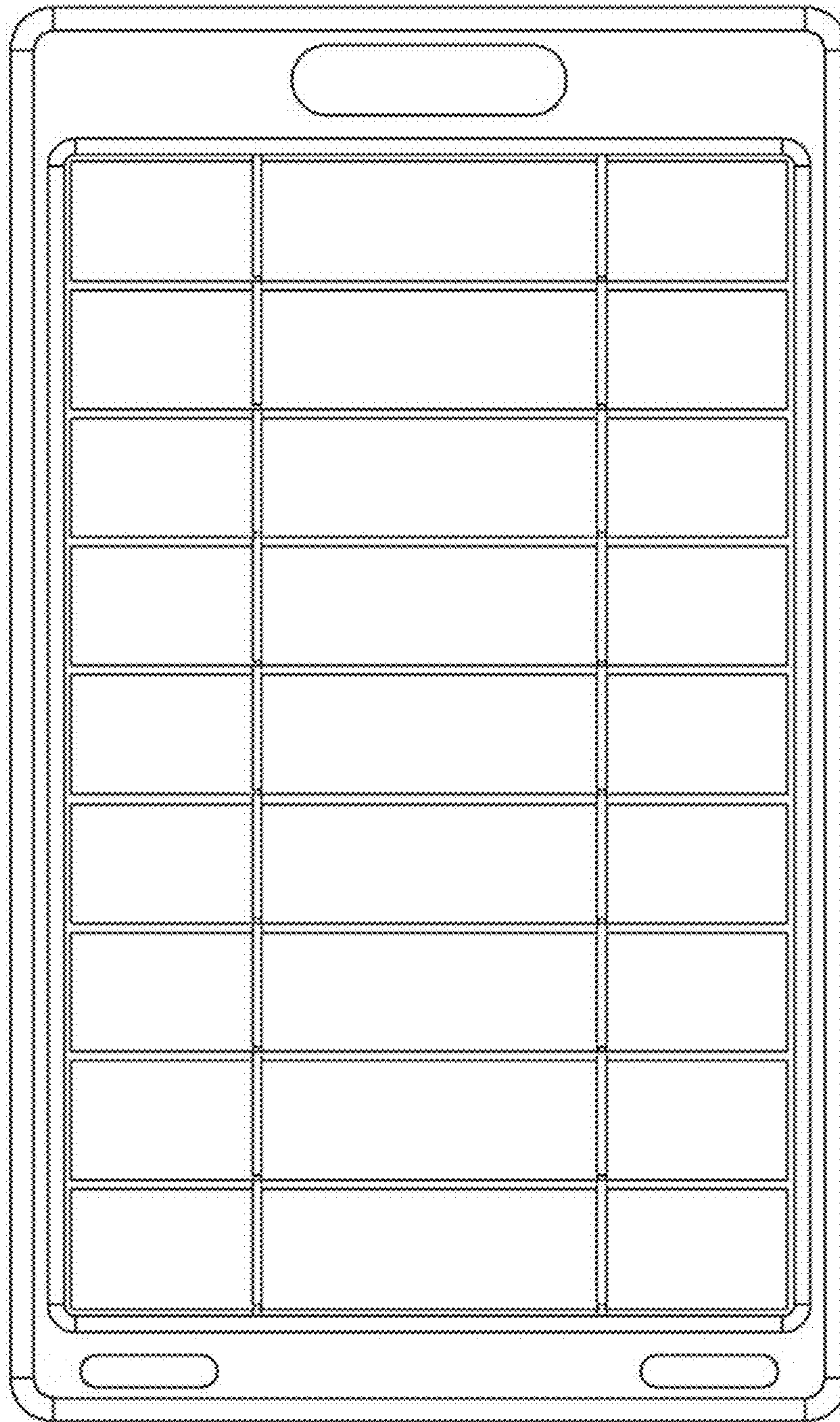


FIG. 23




FIG. 24




FIG. 25




FIG. 26



FIG. 27




FIG. 28

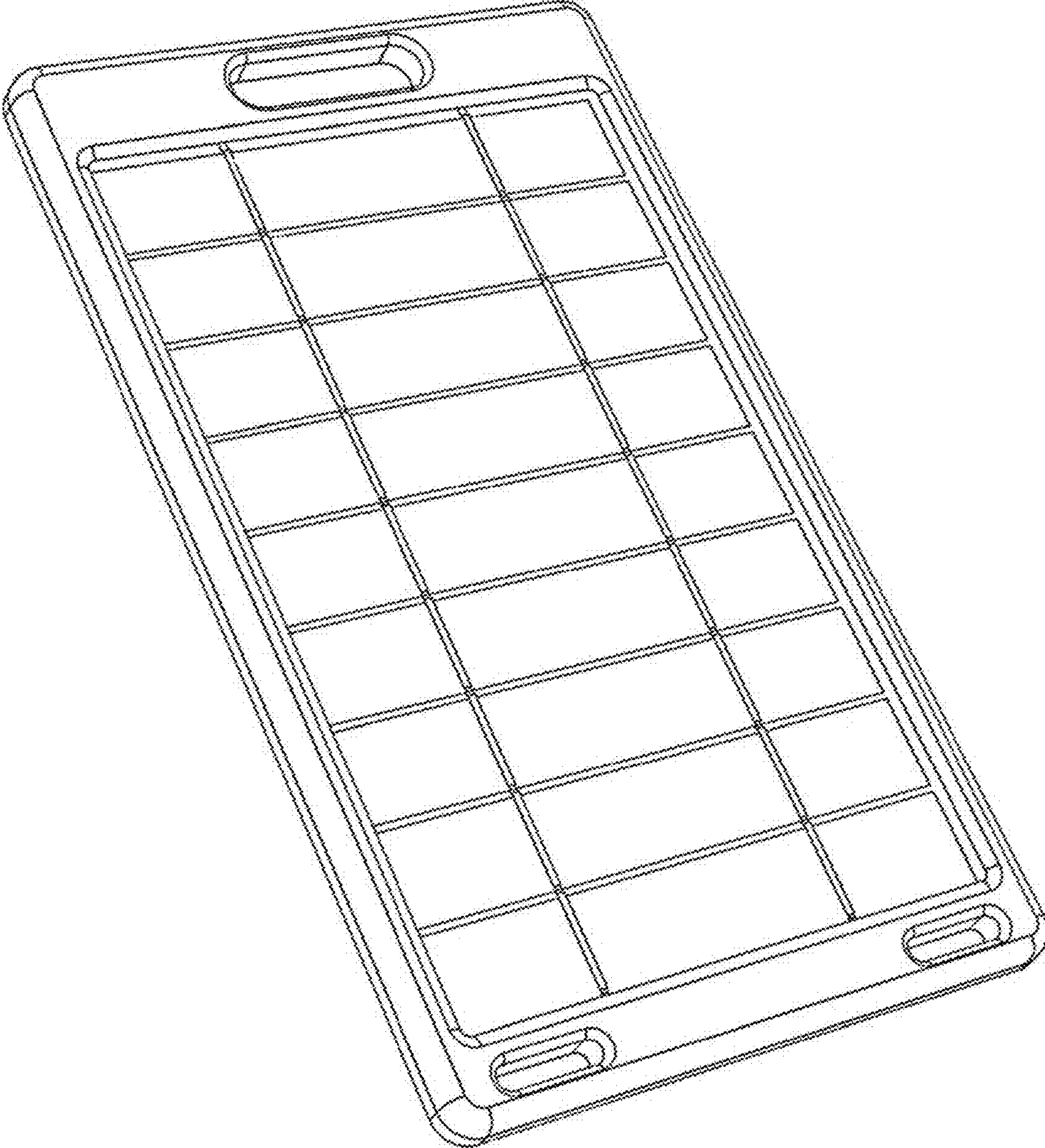


FIG. 29




FIG. 30




FIG. 31




FIG. 32




FIG. 33




FIG. 34




FIG. 35

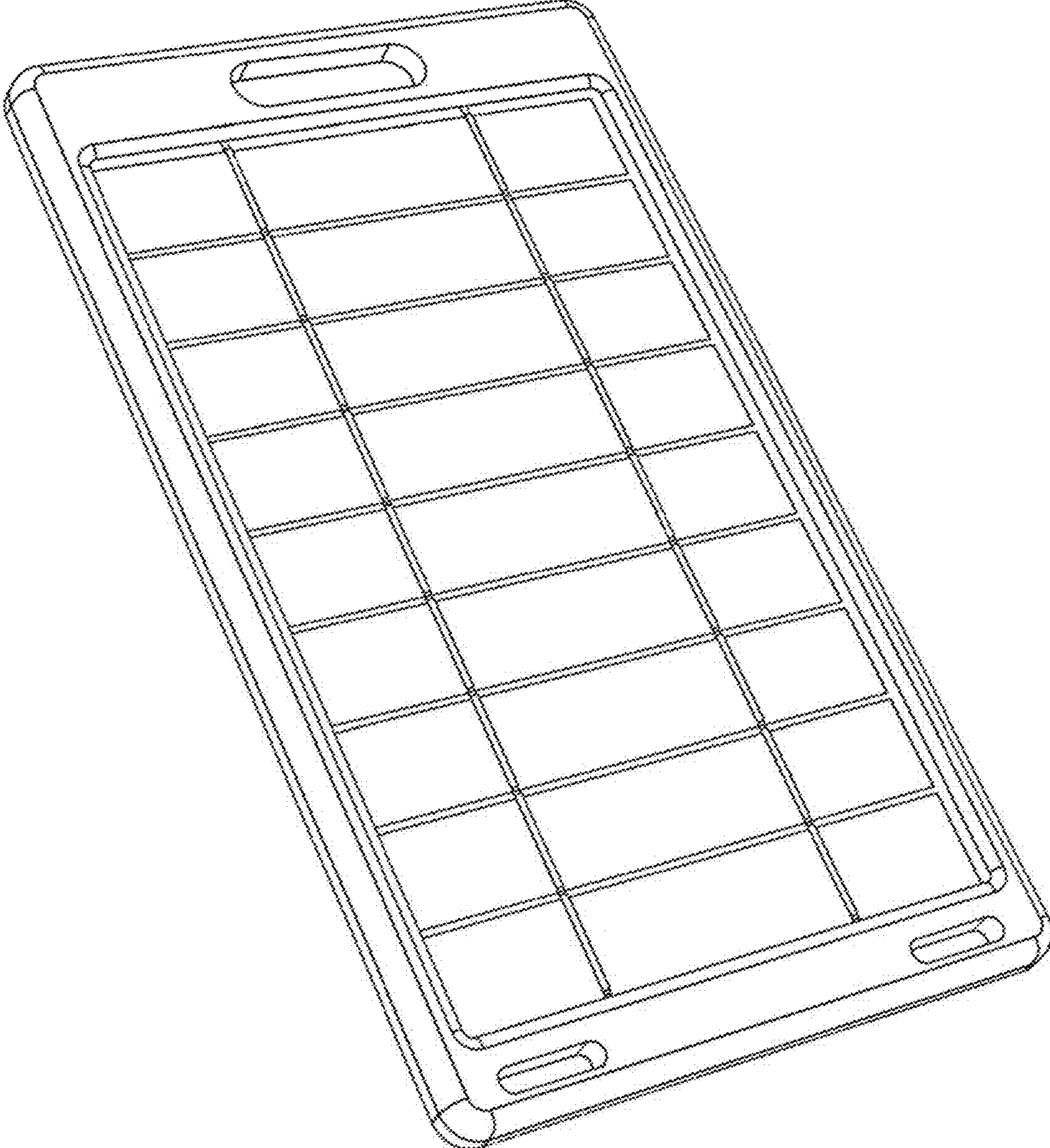


FIG. 36

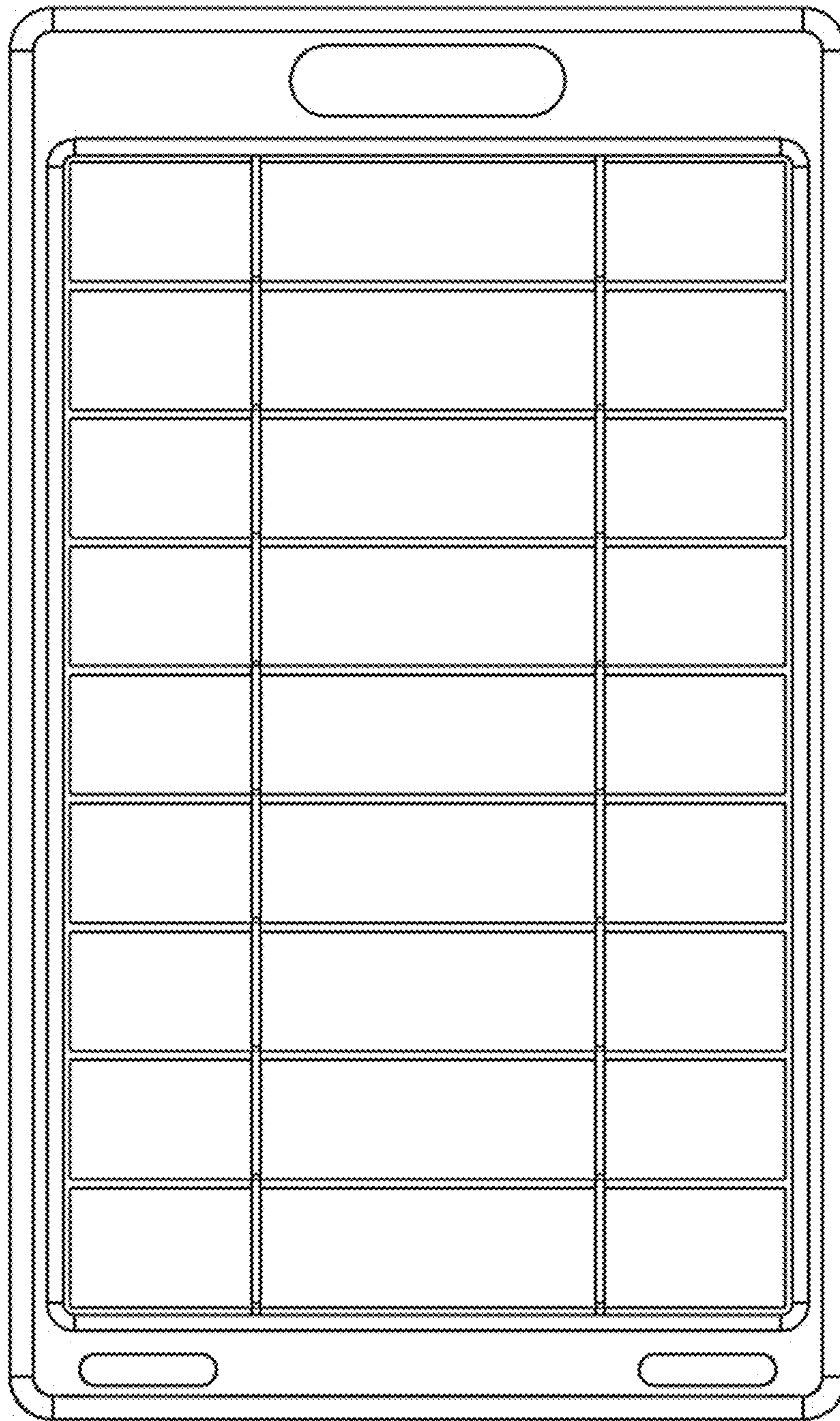


FIG. 37




FIG. 38




FIG. 39




FIG. 40




FIG. 41




FIG. 42