



US00D824820S

(12) **United States Design Patent** (10) **Patent No.:** **US D824,820 S**
Nakamura et al. (45) **Date of Patent:** **** Aug. 7, 2018**

(54) **FRONT BUMPER FOR AN AUTOMOBILE**

D773,356 S * 12/2016 Cartabiano D12/169
D784,214 S * 4/2017 Kanasugi D12/169
D791,655 S * 7/2017 Hirai D12/169
D793,923 S * 8/2017 Katou D12/169

(71) Applicants: **Noriyuki Nakamura**, Gotenba (JP);
Tetsuya Nakagawa, Susono (JP); **Yuu Matsubara**, Susono (JP)

(72) Inventors: **Noriyuki Nakamura**, Gotenba (JP);
Tetsuya Nakagawa, Susono (JP); **Yuu Matsubara**, Susono (JP)

(73) Assignee: **TOYOTA JIDOSHA KABUSHIKI KAISHA** (JP)

(**) Term: **15 Years**

(21) Appl. No.: **29/599,118**

(22) Filed: **Mar. 31, 2017**

(30) **Foreign Application Priority Data**

Oct. 31, 2016 (JP) 2016-023650

(51) **LOC (11) Cl.** **12-16**

(52) **U.S. Cl.**
USPC **D12/169**

(58) **Field of Classification Search**
USPC D12/169, 216, 90-92, 86, 171, 196, 163;
293/102, 113, 115, 117, 120; 296/180.1,
296/180.2

CPC B60R 19/02; B60R 19/04; B62D 25/08
See application file for complete search history.

(56) **References Cited**

U.S. PATENT DOCUMENTS

D733,621 S * 7/2015 Ikuma D12/169
D748,021 S * 1/2016 Iwanaga D12/169
D752,486 S * 3/2016 Sperling D12/169
D754,577 S * 4/2016 Kubo D12/169
D760,131 S * 6/2016 Kanno D12/169

OTHER PUBLICATIONS

Toyota, Toyota Aqua (2015), Toyota Global Newsroom, <<http://newsroom.toyota.co.jp/jp/download/>>, available as early as Aug. 2, 2016.

Toyota, Toyota Estima, Toyota.jp, <<http://toyota.jp/estima/grade/>>, available as early as Aug. 2, 2016.

* cited by examiner

Primary Examiner — Melody N Brown

(74) *Attorney, Agent, or Firm* — Saidman DesignLaw Group, LLC

(57) **CLAIM**

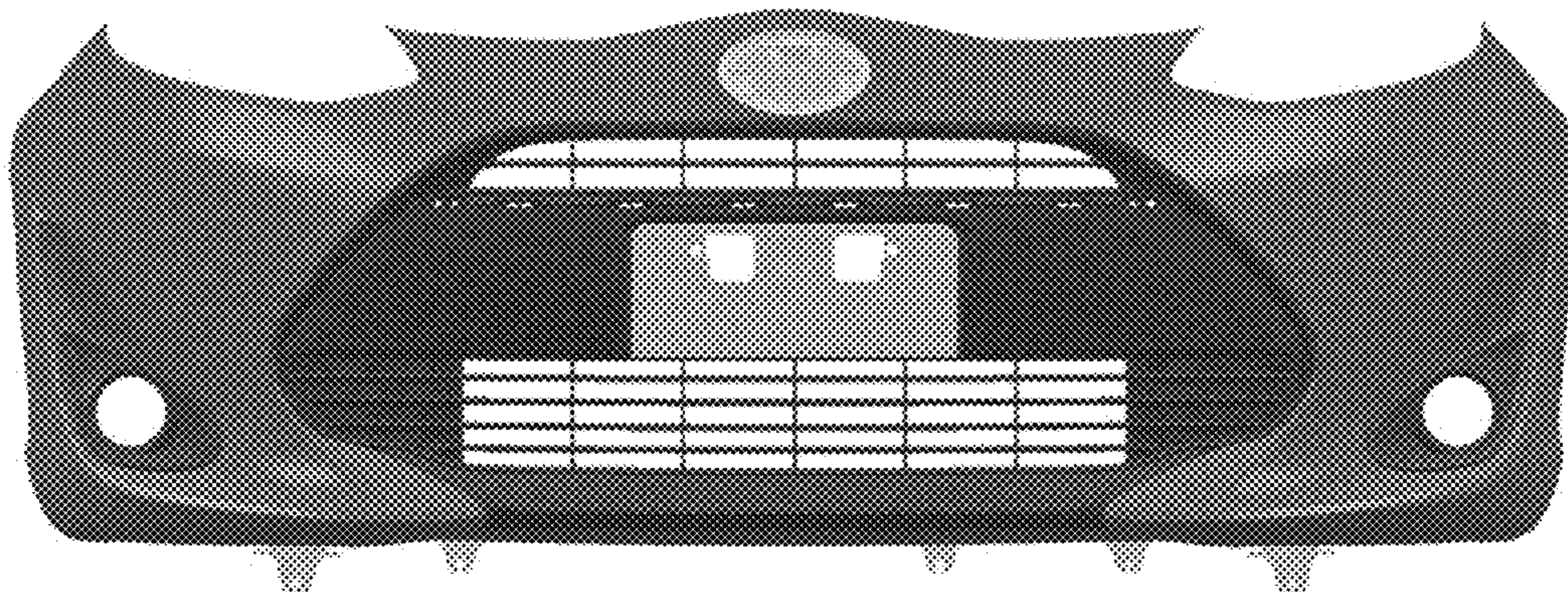
The ornamental design for a front bumper for an automobile, as shown and described.

DESCRIPTION

FIG. 1 is a perspective view of a front bumper for an automobile showing our new design;
FIG. 2 is a front view thereof;
FIG. 3 is a rear view thereof;
FIG. 4 is a top view thereof;
FIG. 5 is a bottom view thereof;
FIG. 6 is a right side view thereof; and,
FIG. 7 is a left side view thereof.

The claimed design is indicated by the relatively dark portions in the figures. The relatively light portions form no part of the claimed design.

1 Claim, 7 Drawing Sheets



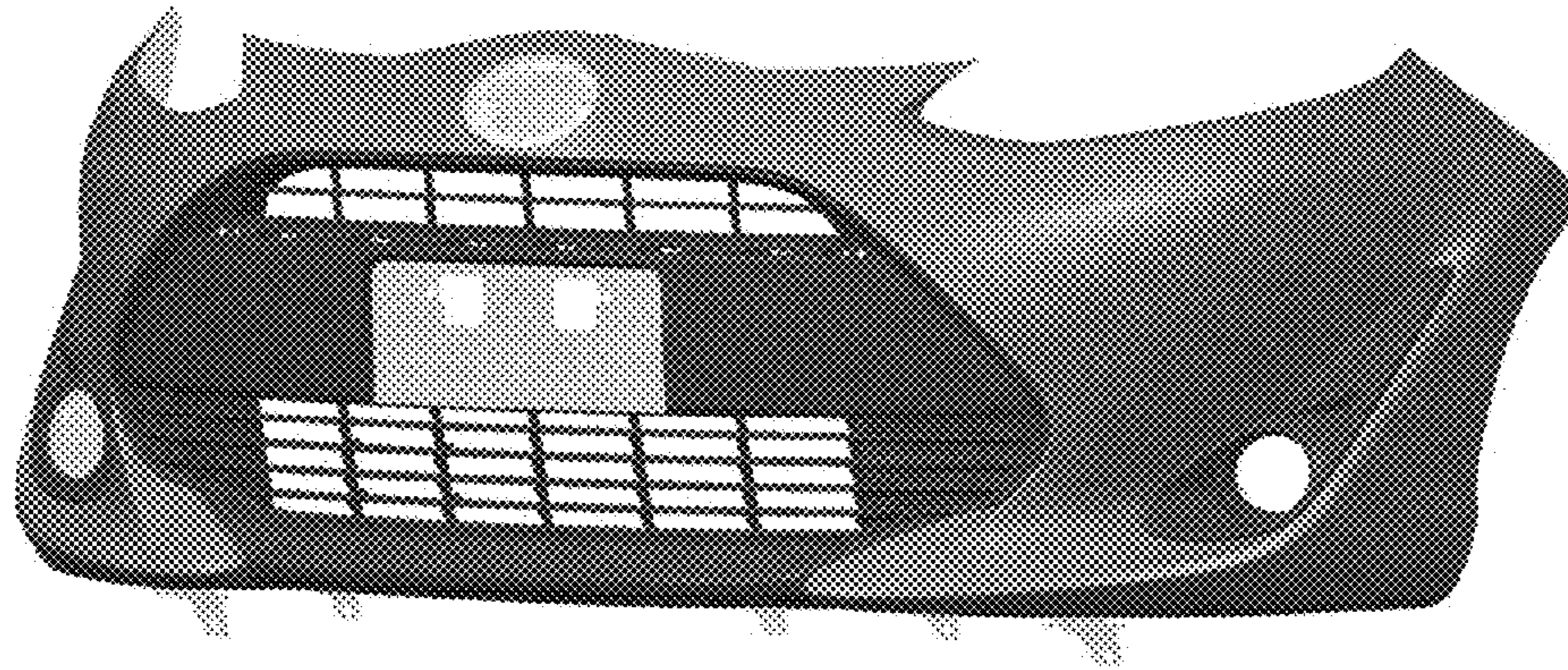


FIG. 1

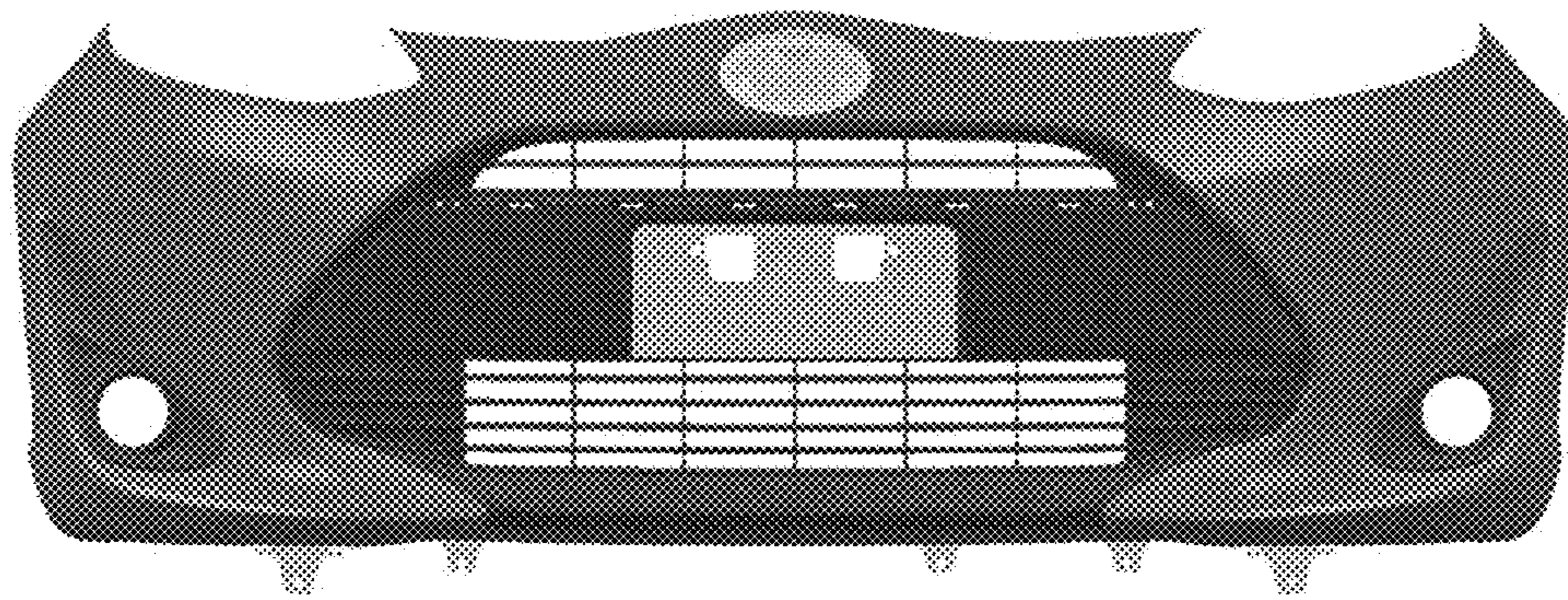


FIG. 2

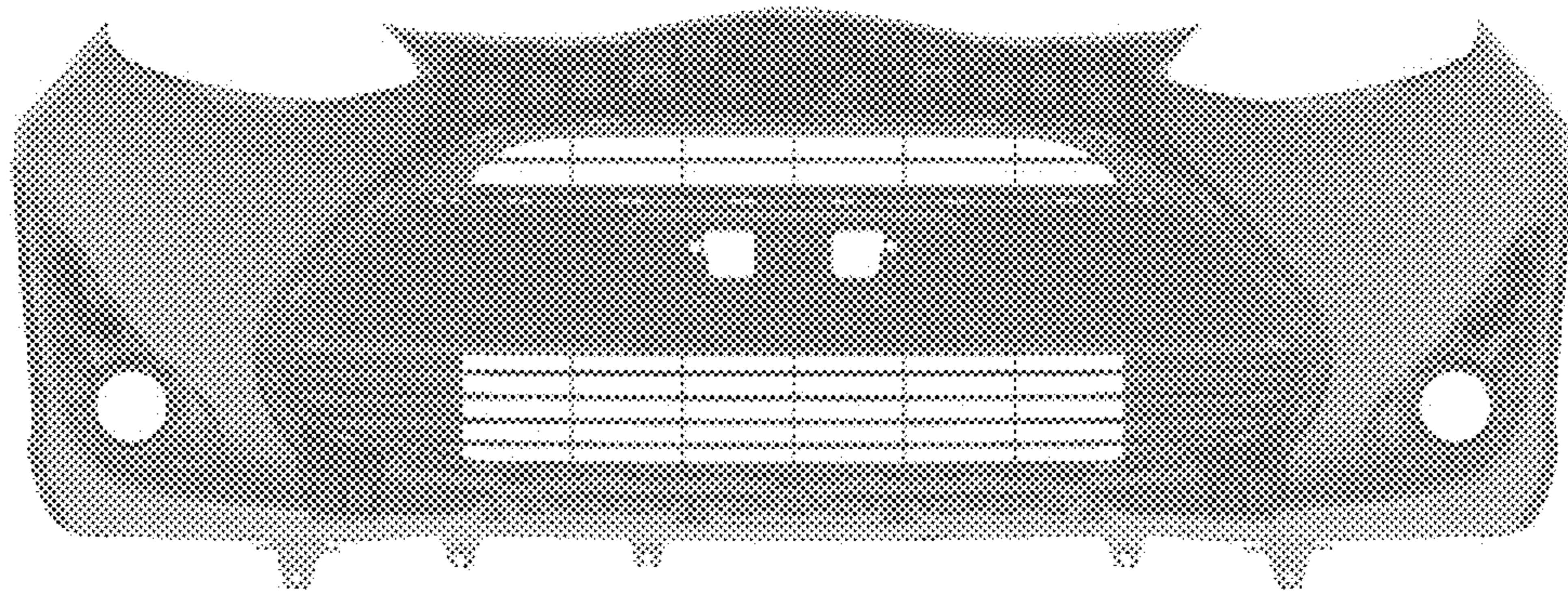


FIG. 3

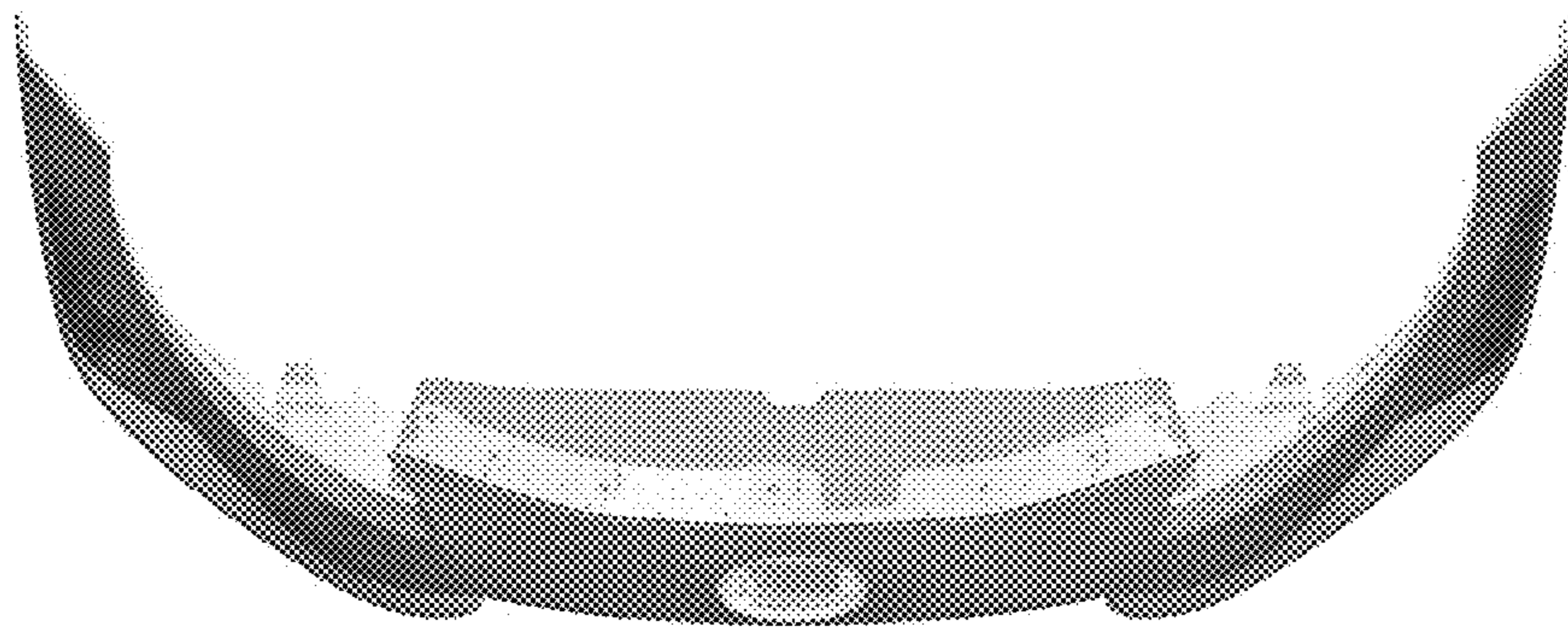


FIG. 4



FIG. 5




FIG. 6

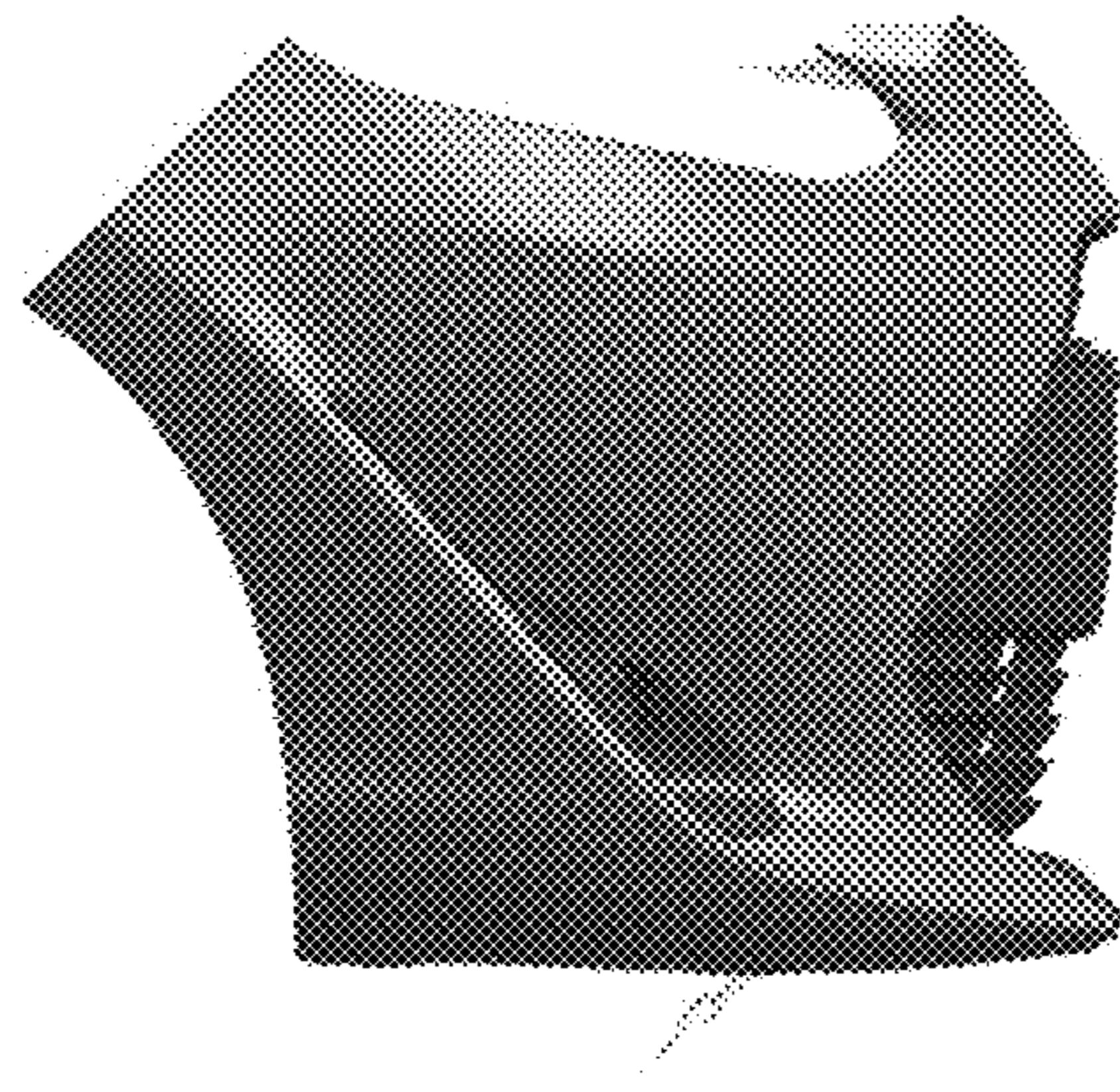


FIG. 7