



US00D824815S

(12) **United States Design Patent**
Nakajima et al.

(10) **Patent No.:** **US D824,815 S**

(45) **Date of Patent:** **** Aug. 7, 2018**

(54) **FRONT BUMPER FOR AUTOMOBILE**

D802,499 S * 11/2017 Choi D12/169
D809,440 S * 2/2018 Kang D12/169
D810,638 S * 2/2018 Kwon D12/169

(71) Applicant: **Nissan Motor Co., Ltd.**, Yokohama,
Kanagawa (JP)

(72) Inventors: **Takeshi Nakajima**, Kanagawa (JP);
Genta Oohashi, Kanagawa (JP)

(73) Assignee: **Nissan Motor Co., Ltd.**, Yokohama
(JP)

(**) Term: **15 Years**

(21) Appl. No.: **29/597,538**

(22) Filed: **Mar. 17, 2017**

(30) **Foreign Application Priority Data**

Sep. 20, 2016 (JP) 2016-020273

(51) **LOC (11) Cl.** **12-16**

(52) **U.S. Cl.**
USPC **D12/169**

(58) **Field of Classification Search**
USPC D12/169, 216, 90-92, 86, 171, 196, 163;
293/102, 113, 115, 117, 120; 296/180.1,
296/180.2
CPC B60R 19/02; B60R 19/04; B62D 25/08
See application file for complete search history.

(56) **References Cited**

U.S. PATENT DOCUMENTS

D753,561 S * 4/2016 Iwauchi D12/169
D758,929 S * 6/2016 Rugar D12/169
D770,336 S * 11/2016 Liu D12/169
D773,350 S * 12/2016 Lee D12/169
D793,925 S * 8/2017 Park D12/169
D800,035 S * 10/2017 Takamatsu D12/169

FOREIGN PATENT DOCUMENTS

JP D1287189 S 11/2006
JP D1346570 S 12/2008
JP D1346764 S 12/2008
JP D1388634 S 5/2010
JP D1389157 S 6/2010
JP D1426517 S 11/2011
JP D1390482 S 6/2012
JP D1451513 S 9/2012
JP D1475447 S 7/2013
JP D1475833 S 7/2013
JP D1486863 S 12/2013

(Continued)

Primary Examiner — Melody N Brown

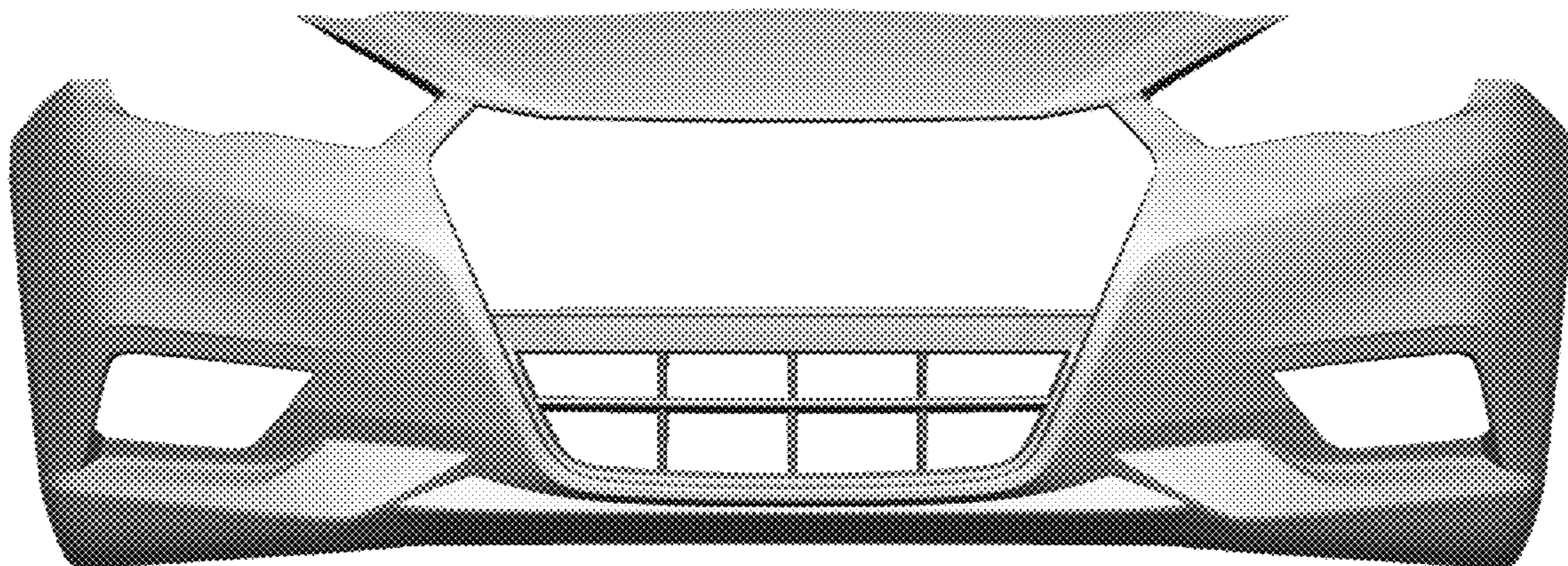
(57) **CLAIM**

The ornamental design for a front bumper for an automobile,
as shown and described.

DESCRIPTION

FIG. 1 is a front elevational view of a front bumper for an automobile in accordance with our new design;
FIG. 2 is a top plan view thereof;
FIG. 3 is a bottom plan view thereof;
FIG. 4 is a left side elevational view thereof;
FIG. 5 is a right side elevational view thereof;
FIG. 6 is a bottom, front and left side perspective view thereof; and,
FIG. 7 is a top, front and right side perspective view thereof.
The rear view of the front bumper forms no part of the claimed design. In addition, the front bumper is configured to be mounted to an automobile. The inside surfaces of the front bumper, shown in broken lines in FIGS. 3 and 7, form no part of the claimed design since the inside surfaces are hidden when the front bumper is mounted to the automobile.

1 Claim, 7 Drawing Sheets



(56)

References Cited

FOREIGN PATENT DOCUMENTS

JP	D1503586 S	7/2014
JP	D1503730 S	7/2014
JP	D1516873 S	2/2016
JP	D1546148 S	3/2016
JP	D1561874 S	10/2016
JP	D1562807 S	11/2016
JP	D1546067 S	3/2017
JP	D1572301 S	3/2017
JP	D1527906 S	6/2017
JP	D1581231 S	7/2017
JP	D1588654 S	10/2017
JP	D1538313 S	11/2017
JP	D1590410 S	11/2017
JP	D1566363 S	12/2017

* cited by examiner

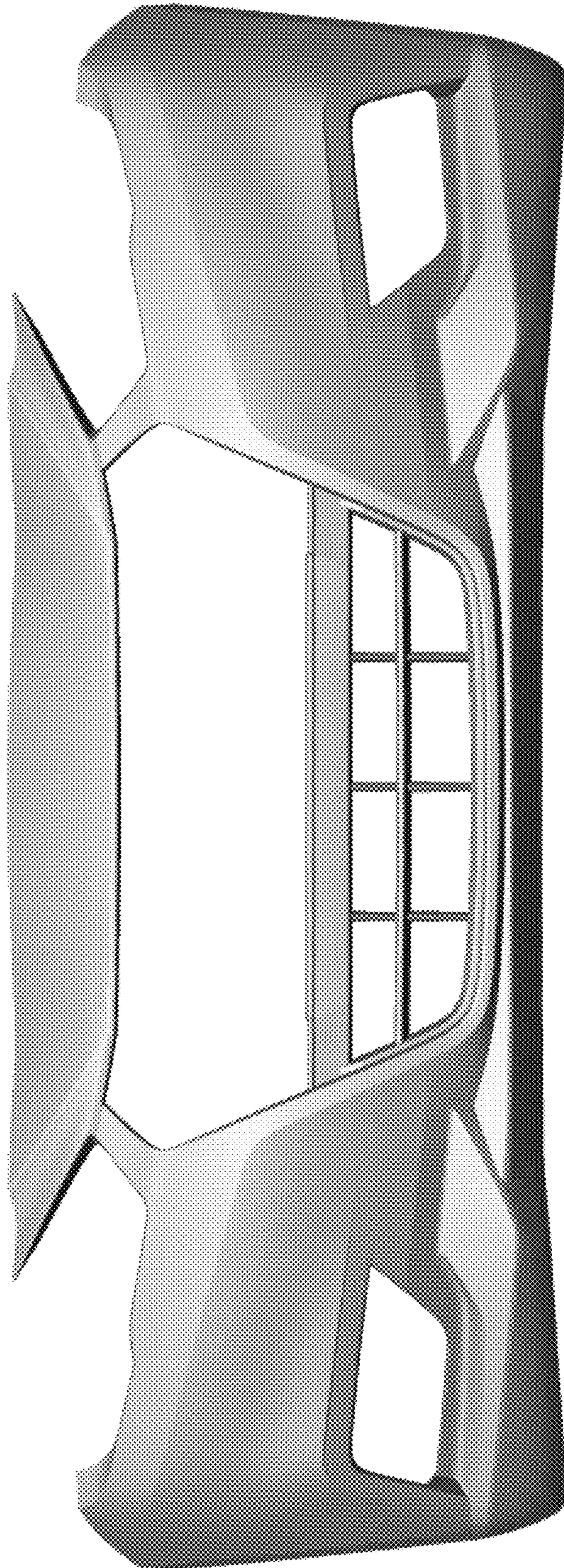


FIG. 1

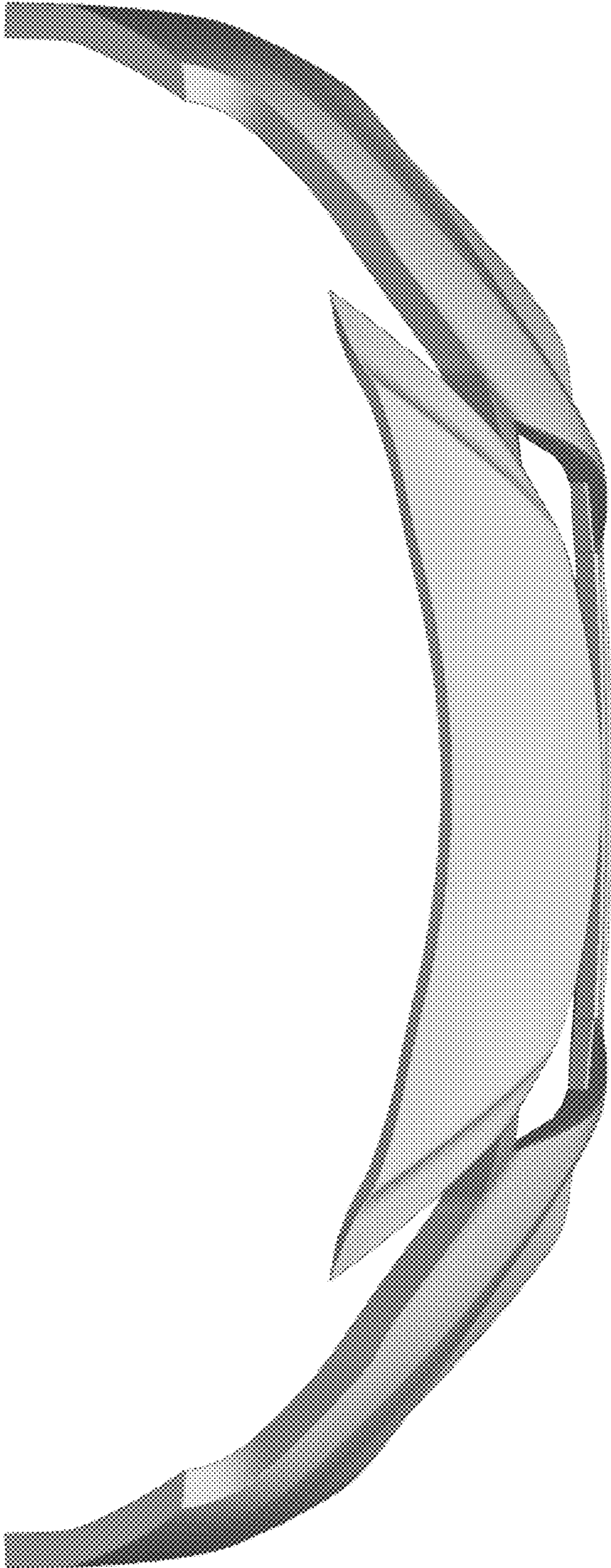


FIG. 2

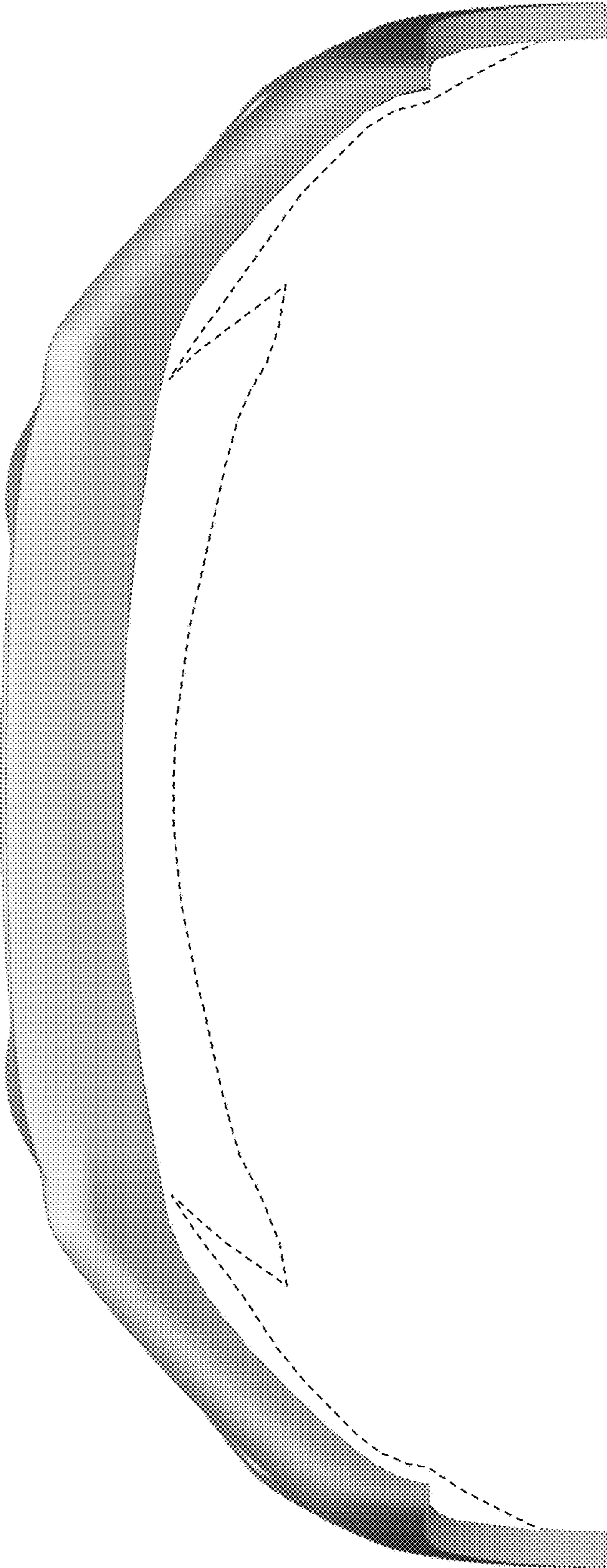


FIG. 3




FIG. 4




FIG. 5




FIG. 6

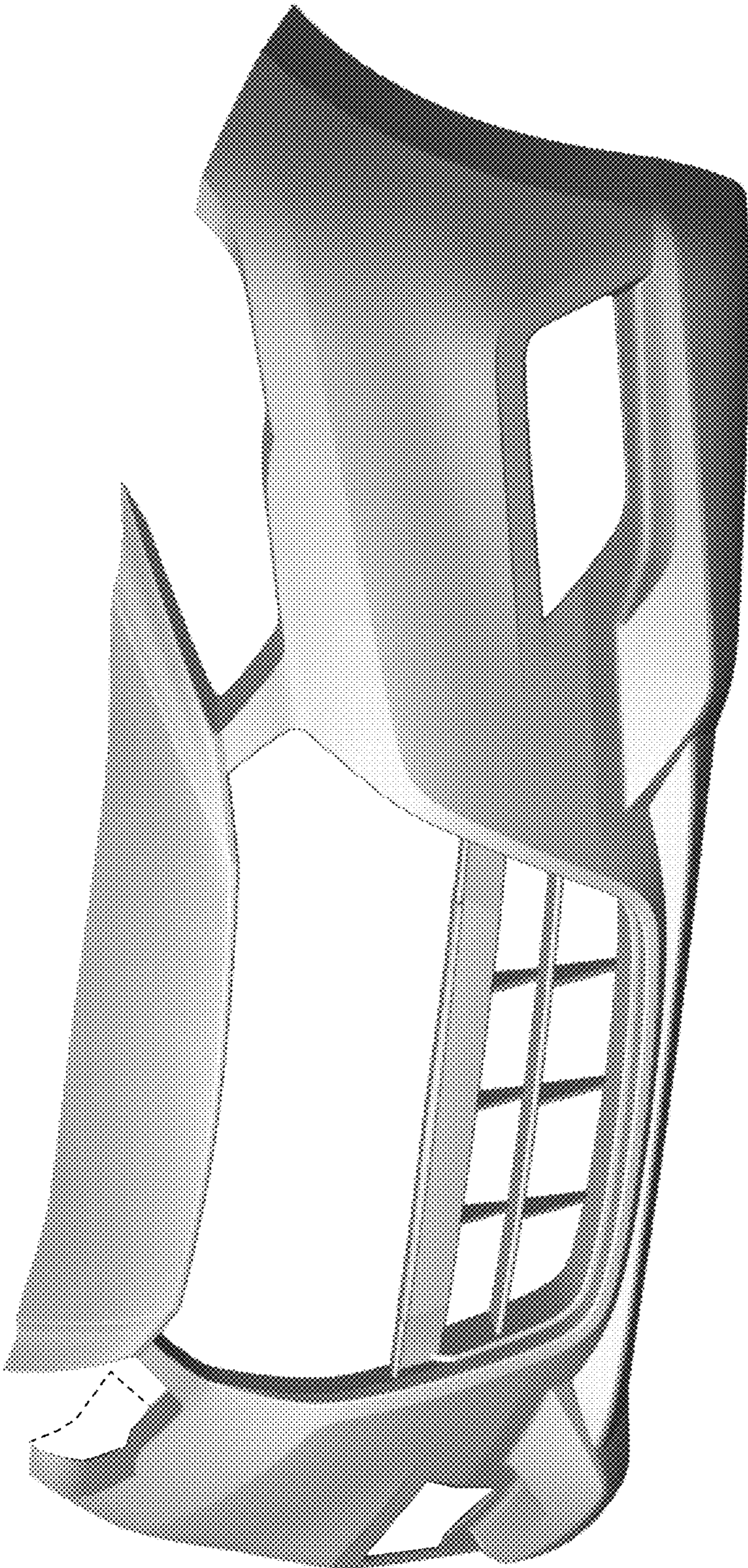


FIG. 7