

US00D824798S

(12) **United States Design Patent** (10) **Patent No.:** **US D824,798 S**
Matatov (45) **Date of Patent:** **** Aug. 7, 2018**

(54) **DIAMOND JEWELRY**

(71) Applicant: **A.V. Jewelry of NY Ltd.**, New York, NY (US)

(72) Inventor: **Avi Matatov**, New York, NY (US)

(73) Assignee: **A.V. JEWELRY OF NY LTD.**, New York, NY (US)

(**) Term: **15 Years**

(21) Appl. No.: **29/590,404**

(22) Filed: **Jan. 10, 2017**

(51) **LOC (11) Cl.** **11-01**

(52) **U.S. Cl.**
USPC **D11/91**

(58) **Field of Classification Search**
USPC D11/1-6, 26-43, 47, 77-80, 85, 86, D11/89-92
CPC A44C 1/00; A44C 5/00; A44C 5/0007; A44C 5/0015; A44C 5/0023; A44C 5/003; A44C 5/0084; A44C 5/0092; A44C 7/00; A44C 7/001; A44C 7/002; A44C 7/003; A44C 7/004; A44C 7/005; A44C 13/00
See application file for complete search history.

D641,651 S *	7/2011	Kothari	D11/40
D642,087 S *	7/2011	Kothari	D11/40
D643,327 S *	8/2011	Kothari	D11/40
D643,767 S *	8/2011	Kothari	D11/34
D648,650 S *	11/2011	Roehl	D11/91
D650,307 S *	12/2011	Roehl	D11/91
D650,308 S *	12/2011	Roehl	D11/91
D654,394 S *	2/2012	Kothari	D11/40
D666,521 S *	9/2012	Yakubovich	D11/40
D677,599 S *	3/2013	Dholakiya	D11/91
D680,896 S *	4/2013	Wong	D11/91
D680,897 S *	4/2013	Li	D11/91
D680,898 S *	4/2013	Dholakiya	D11/40
D684,886 S *	6/2013	Wein	D11/91
D684,887 S *	6/2013	Wein	D11/91
D685,287 S *	7/2013	Kothari	D11/91
D697,451 S *	1/2014	Dholakiya	D11/91
D697,831 S *	1/2014	Dholakiya	D11/91
D699,146 S *	2/2014	Dholakiya	D11/91
D699,621 S *	2/2014	Kothari	D11/91
D753,016 S *	4/2016	Yep	D11/92
D776,560 S *	1/2017	Doshi	D11/91
D791,012 S *	7/2017	Krainz	D11/34

* cited by examiner

Primary Examiner — Cynthia Ramirez
Assistant Examiner — L. Martinez-Rivera
 (74) *Attorney, Agent, or Firm* — Ostrolenk Faber LLP

(57) **CLAIM**

The ornamental design for a diamond jewelry, as shown and described.

DESCRIPTION

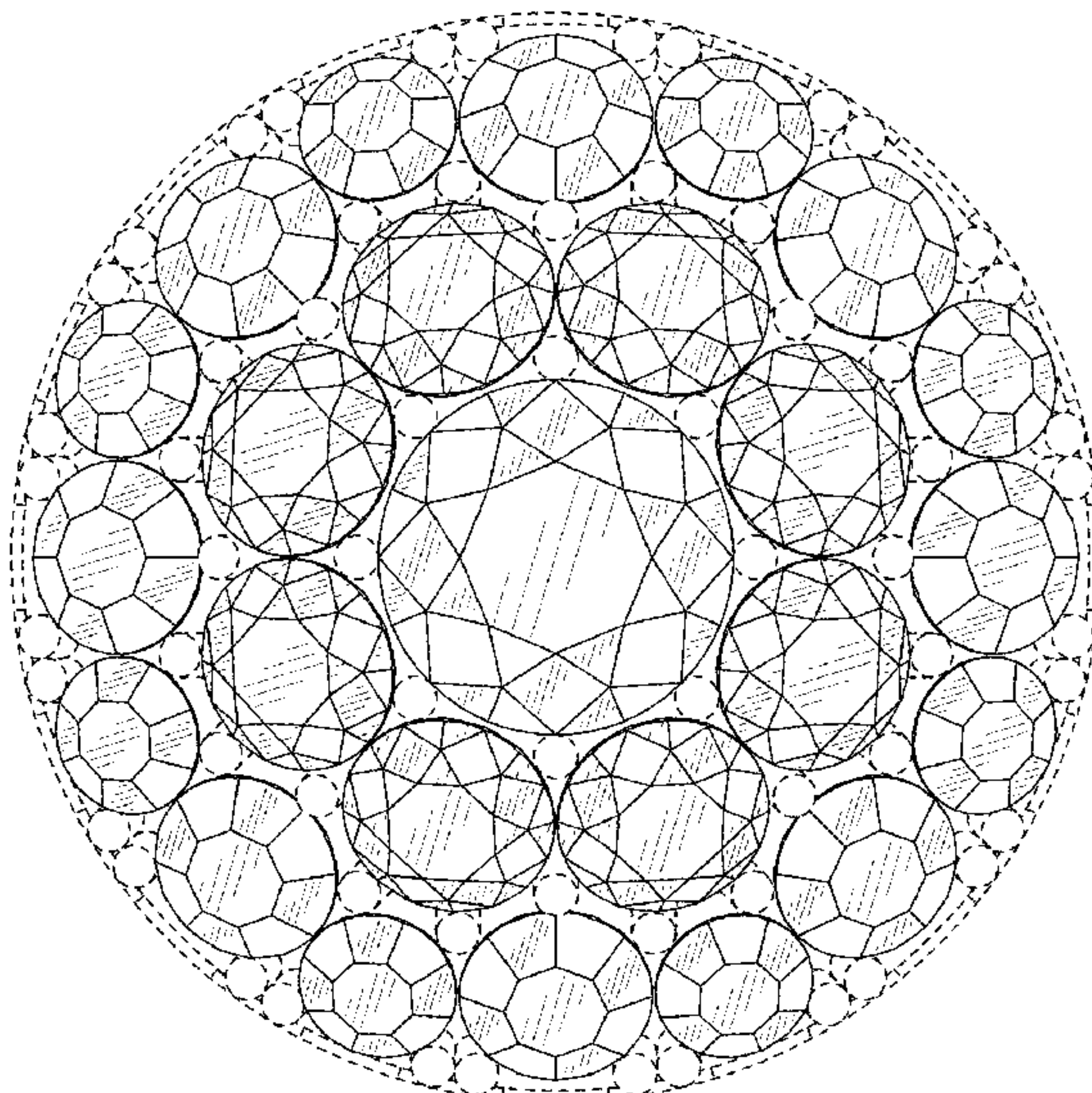
FIG. 1 is a top view of a diamond jewelry showing my new design.
 FIG. 2 is a side view of FIG. 1, with the other side views thereof being symmetrical.
 FIG. 3 is a perspective of the jewelry design of FIG. 1; and, FIG. 4 is another side view of the diamond jewelry of FIG. 3.

1 Claim, 4 Drawing Sheets

(56) **References Cited**

U.S. PATENT DOCUMENTS

D485,509 S *	1/2004	Shagalov	A44C 17/04
				D11/91
D508,867 S *	8/2005	Shum	D11/91
D508,868 S *	8/2005	Pinto	D11/92
D553,543 S *	10/2007	Kothari	D11/92
7,461,452 B1 *	12/2008	Kothari	A44C 17/046
				D11/92
D618,132 S *	6/2010	Wong	D11/91
D632,207 S *	2/2011	Gurfinkel	D11/91



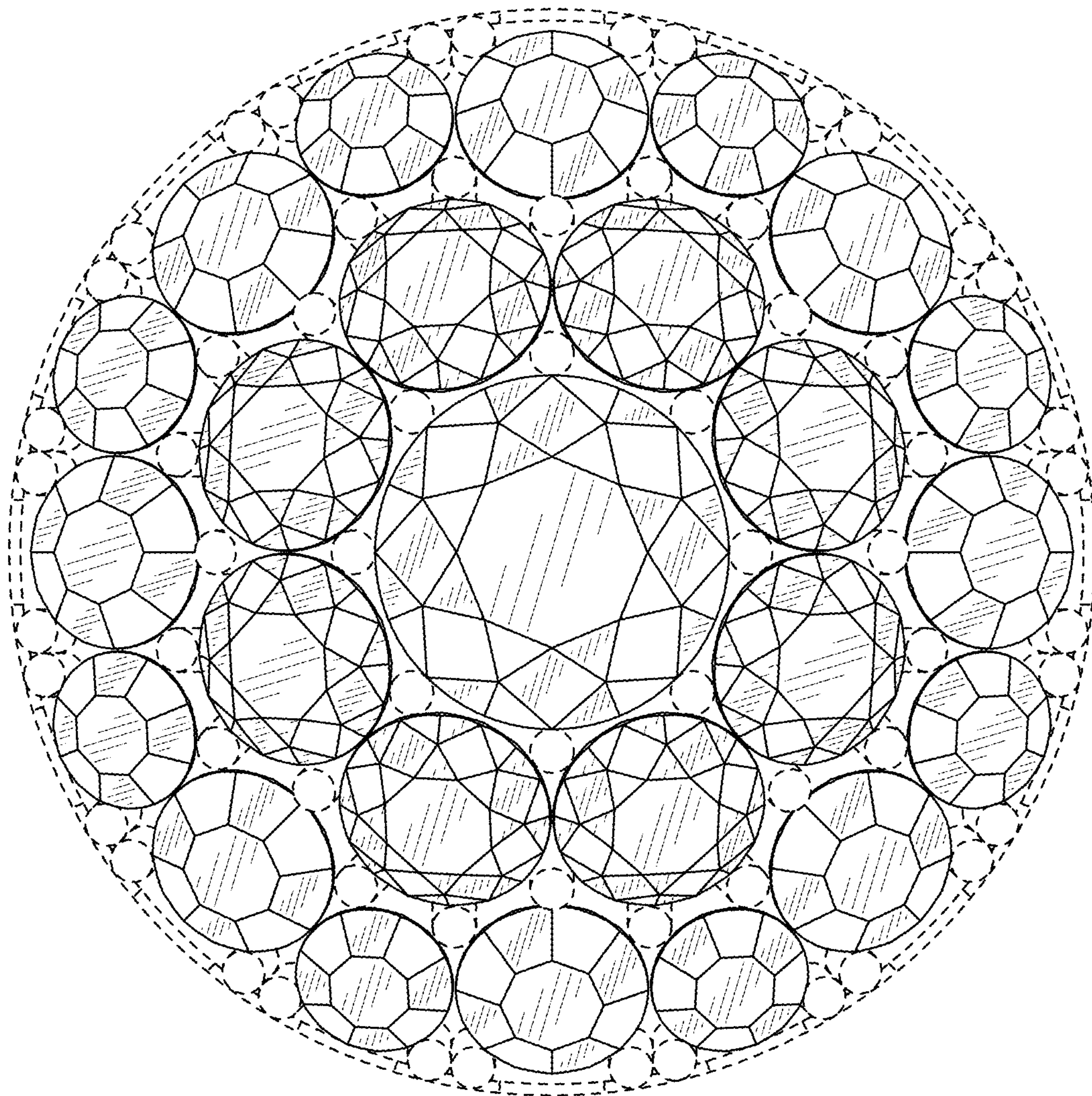


FIG. 1

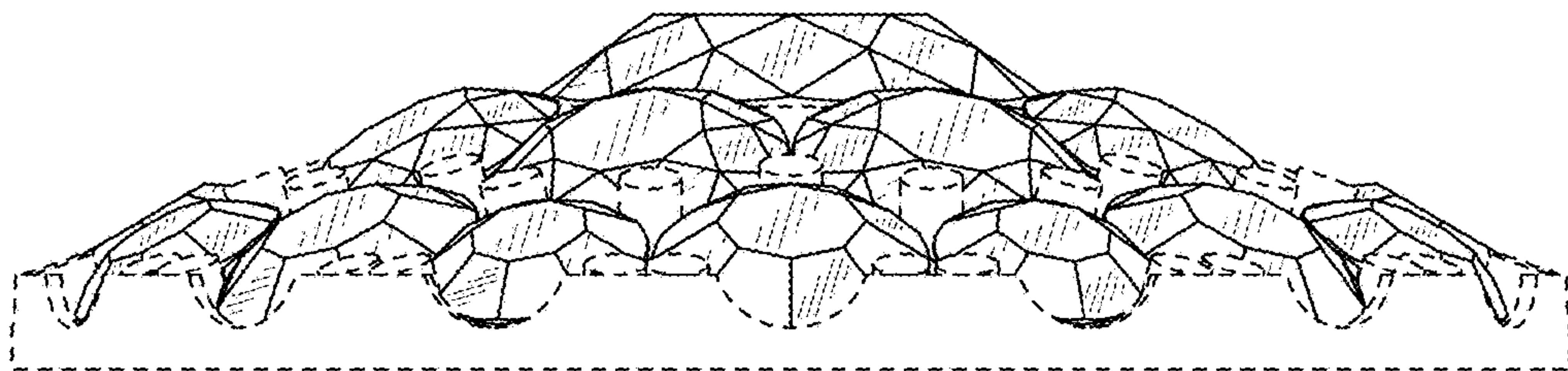


FIG. 2

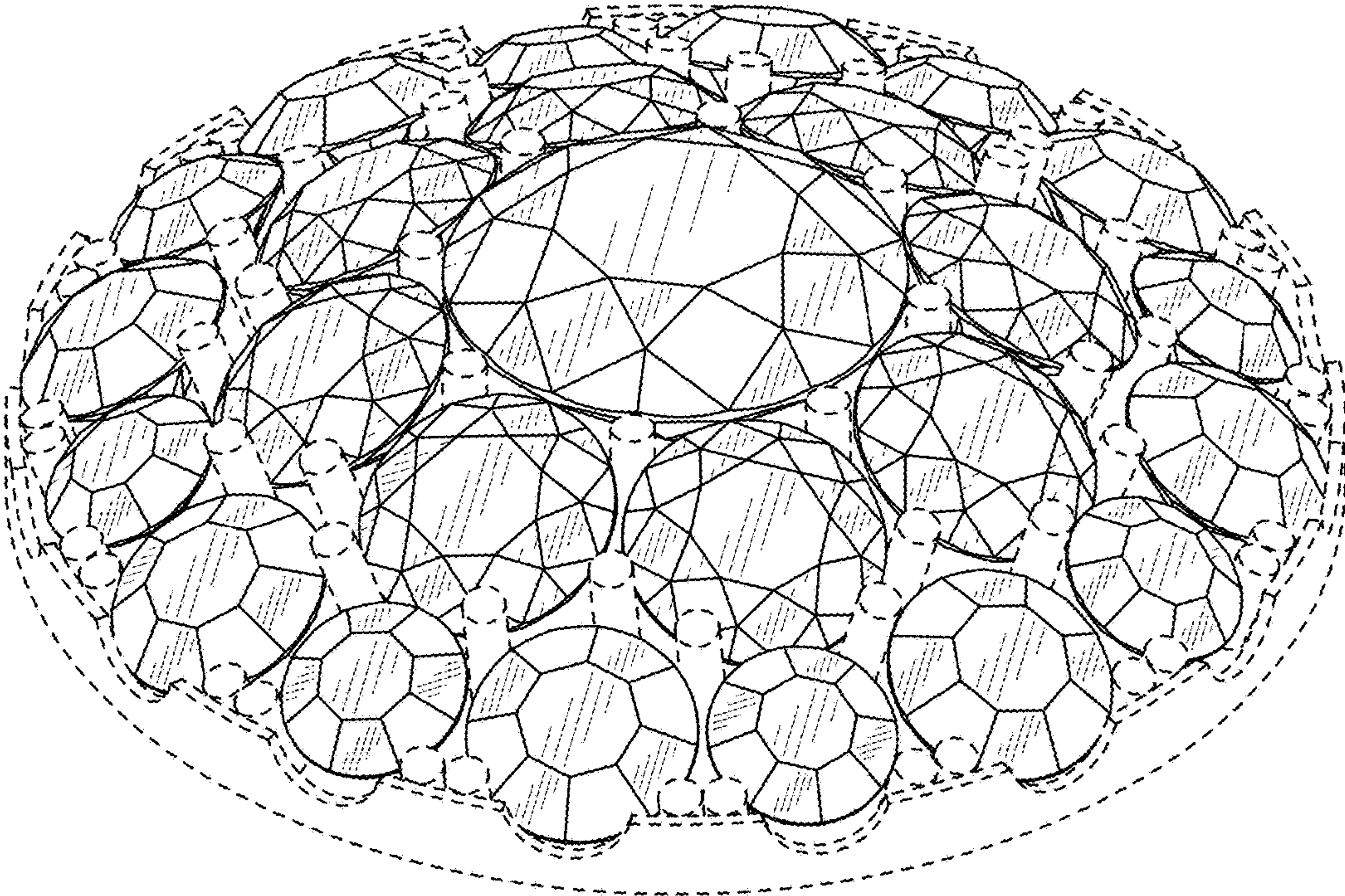


FIG. 3

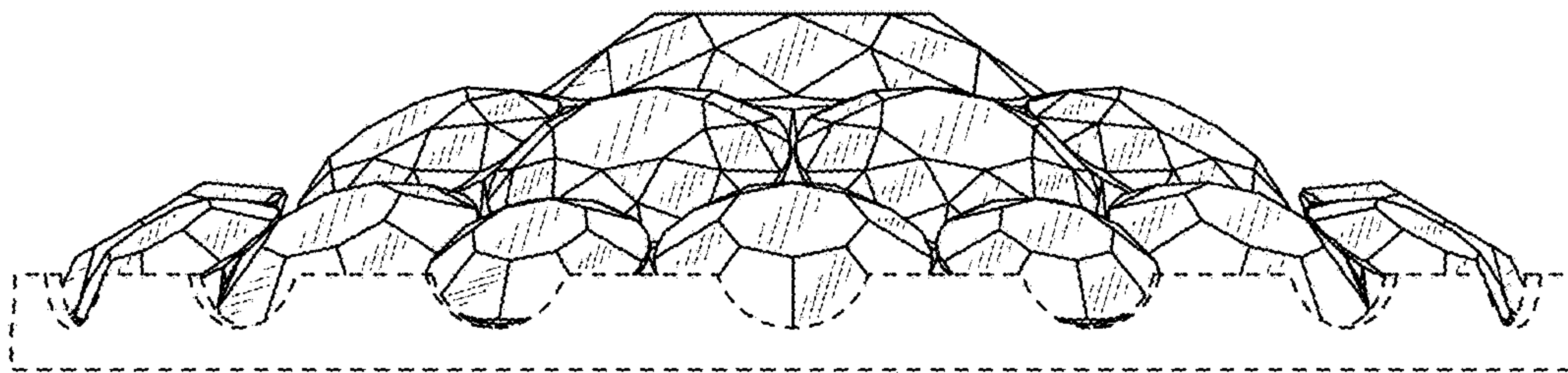


FIG. 4