



US00D824792S

(12) **United States Design Patent** (10) **Patent No.:** **US D824,792 S**
Antifora (45) **Date of Patent:** **** Aug. 7, 2018**

- (54) **WATCH DIAL**
- (71) Applicant: **Montblanc-Simplo GmbH**, Hamburg (DE)
- (72) Inventor: **Valerie Antifora**, La Chaux-de-Fonds (CH)
- (73) Assignee: **Montblanc-Simplo GmbH**, Hamburg (DE)
- (**) Term: **15 Years**
- (21) Appl. No.: **29/587,740**
- (22) Filed: **Dec. 15, 2016**
- (51) **LOC (11) Cl.** **10-07**
- (52) **U.S. Cl.**
USPC **D10/126**
- (58) **Field of Classification Search**
USPC D10/14, 30-39, 65, 70, 122-132;
D14/344, 138 R; 368/127
CPC ... G04F 1/00; G04F 1/06; G04F 1/063; G04F 7/06; G04F 7/0861; G04F 7/0871; G04F 7/08; G04F 7/0804; G04F 7/0842; G04F 7/0876; G04B 19/00; G04B 19/02; G04B 19/04; G04B 19/06; G04B 19/08; G04B 19/26; G04B 19/24; G04B 39/00; G04B 39/002; G04B 39/004; G04B 39/006; A01G 25/165; B05B 12/02
See application file for complete search history.

- D554,535 S * 11/2007 Journe D10/31
- D559,131 S * 1/2008 Laucella D10/39
- D591,190 S * 4/2009 Lacroix-Gachet D10/126
- D620,827 S * 8/2010 Cerrato D10/126
- D756,258 S * 5/2016 Ruffieux D10/126
- D756,260 S * 5/2016 Nguyen-Tang D10/126
- D768,525 S * 10/2016 Calvani D10/126
- D794,476 S * 8/2017 Laucella D10/30

OTHER PUBLICATIONS

Monblanc Star | posted at bernardwatch.com No posting date given; removed from post 2013. Bernard Watch © 2017 [online][site visited Sep. 23, 2017]. Available from Internet: <<https://www.bernardwatch.com/MontBlanc/Star-Quartz/MB49>>.*
A Lange Sohne 1815 Watch | posted at ablogtowatch.com Dec. 5, 2015 © 2007-2017 aBlogtoWatch [online][site visited Sep. 23, 2017]. Available from Internet: <<http://www.ablogtowatch.com/a-lange-sohne-1815-200th-anniversary-f-a-lange-watch/>>.*

* cited by examiner

Primary Examiner — Sandra S Snapp
Assistant Examiner — Katherine Glennon
(74) *Attorney, Agent, or Firm* — Taft Stettinius & Hollister LLP

(57) **CLAIM**

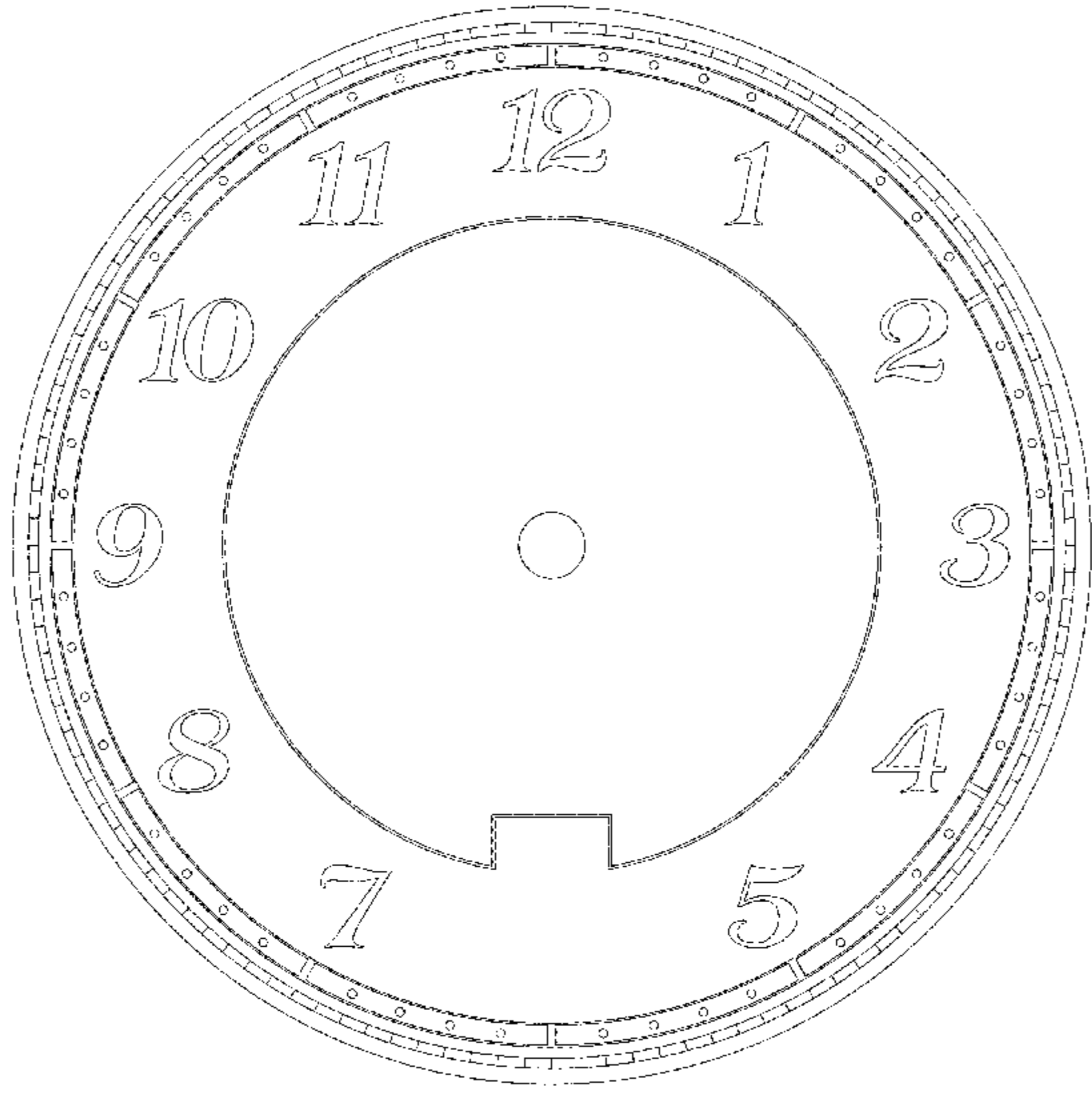
The ornamental design for a watch dial, as shown and described.

DESCRIPTION

FIG. 1 is a top plan view of a watch dial showing my new design;
FIG. 2 is a bottom plan view thereof;
FIG. 3 is a right side elevational view thereof;
FIG. 4 is a left side elevational view thereof;
FIG. 5 is a front elevational view thereof;
FIG. 6 is a rear elevational view thereof; and,
FIG. 7 is a right, top perspective view thereof.

1 Claim, 7 Drawing Sheets

- (56) **References Cited**
U.S. PATENT DOCUMENTS
D56,422 S * 10/1920 Goodrow D10/1
D163,396 S * 5/1951 Lerman D10/1
D309,873 S * 8/1990 Grinberg D10/126
D460,002 S * 7/2002 Wunderman D10/32
D473,473 S * 4/2003 Wunderman D10/32
D496,296 S * 9/2004 Nataf D10/126
D539,688 S * 4/2007 Bolt D10/126



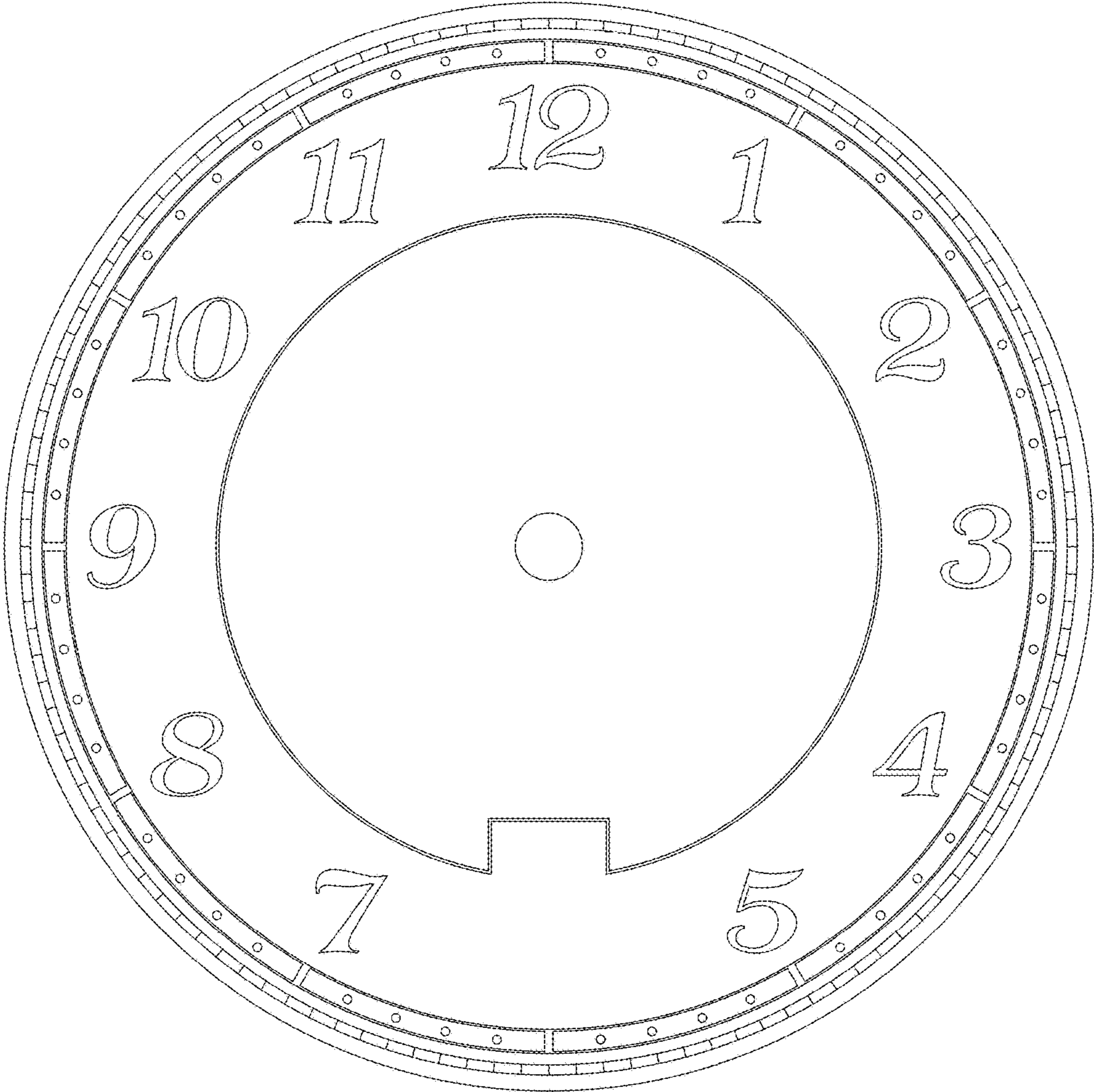


Fig. 1




Fig. 2




Fig. 3




Fig. 4




Fig. 5




Fig. 6

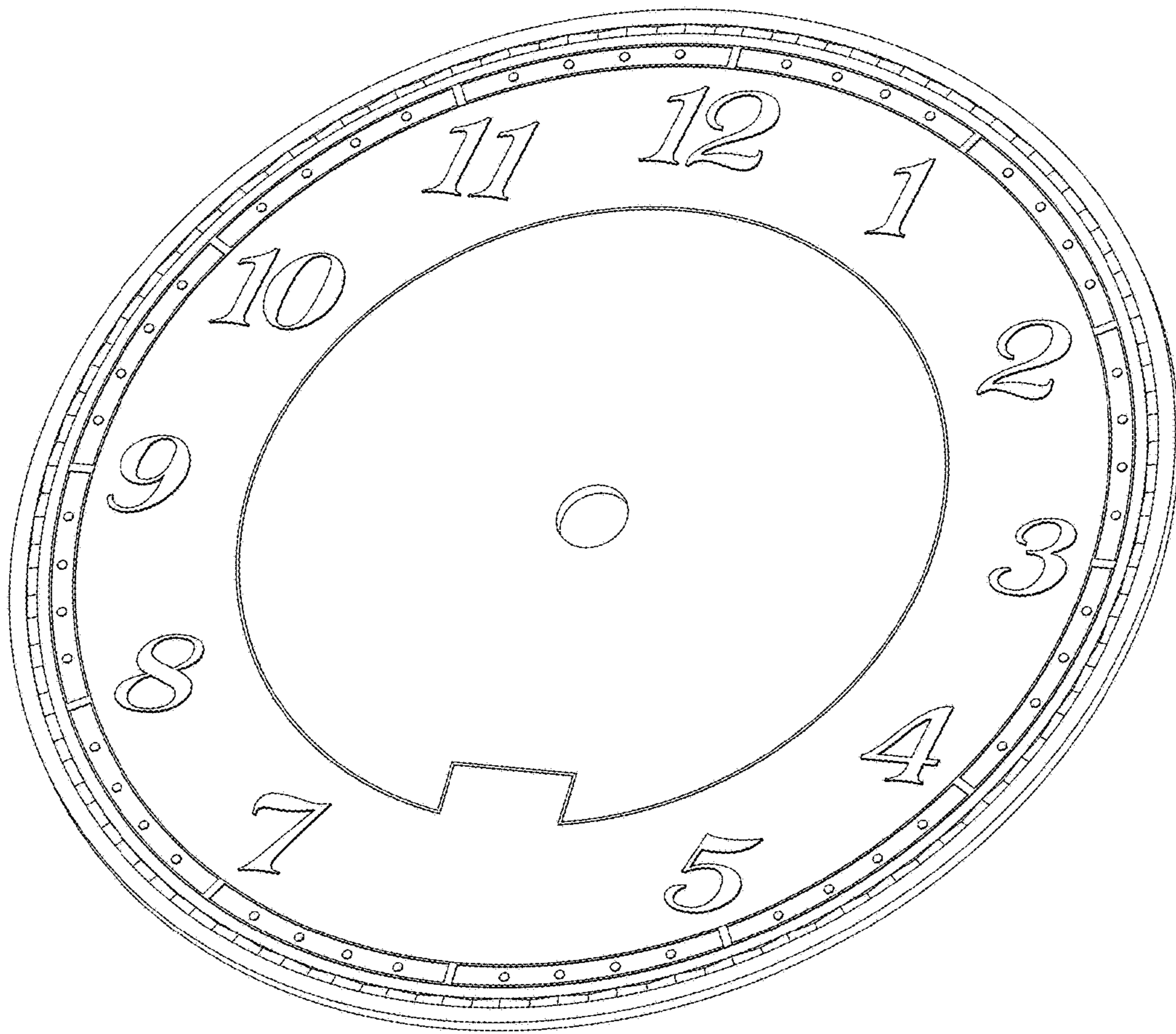


Fig. 7