



US00D824778S

(12) **United States Design Patent** (10) **Patent No.:** **US D824,778 S**  
**Duan et al.** (45) **Date of Patent:** **\*\* Aug. 7, 2018**

(54) **PACKING BOX FOR STRIP LIGHTS**

(71) Applicant: **SHENZHEN BRIGHTER LIGHTING CO., LTD**, Shenzhen, Guangdong (CN)

(72) Inventors: **Fangfang Duan**, Guangdong (CN); **Ji Wu**, Guangdong (CN)

(73) Assignee: **SHENZHEN BRIGHTER LIGHTING CO., LTD**, Shenzhen, Guangdong (CN)

(\*\*) Term: **15 Years**

(21) Appl. No.: **29/592,241**

(22) Filed: **Jan. 27, 2017**

(51) **LOC (11) Cl.** ..... **09-01**

(52) **U.S. Cl.**  
USPC ..... **D9/653**; D9/432; D9/415

(58) **Field of Classification Search**  
USPC ..... D3/270, 271.1–271.4; D9/600, 652–653, D9/414–434; 206/457, 459.5, 527; 215/381–384, 400; 229/116.1  
CPC ..... B65D 5/42; B65D 5/4208; B65D 81/30; B65D 81/60; B65D 81/365; B65D 81/366; B65D 81/368; B65D 2203/00; B65D 2203/02; B65D 67/00; B65D 5/75; A63H 81/16  
See application file for complete search history.

(56) **References Cited**

**U.S. PATENT DOCUMENTS**

- 3,946,936 A \* 3/1976 Brown ..... B65D 5/4208  
206/806  
4,413,730 A \* 11/1983 Morse ..... B65D 5/4241  
206/459.1

- 5,474,183 A \* 12/1995 Warren ..... B65D 5/4208  
206/459.5  
6,053,325 A \* 4/2000 Yonker ..... B65D 5/4208  
206/232  
D535,190 S \* 1/2007 Chen ..... D9/432  
D539,645 S \* 4/2007 Chen ..... D9/432  
7,316,343 B2 \* 1/2008 Leifeld ..... B65D 5/4208  
206/736  
D581,263 S \* 11/2008 Suyama ..... D9/415  
D643,741 S \* 8/2011 Kaneko ..... D9/432  
D664,040 S \* 7/2012 Fan ..... D9/432

\* cited by examiner

*Primary Examiner* — Sandra L Morris

(74) *Attorney, Agent, or Firm* — Leason Ellis LLP

(57) **CLAIM**

The ornamental design for a packing box for strip lights, as shown and described.

**DESCRIPTION**

The file of this patent contains at least one drawing/photograph executed in color. Copies of this patent with color drawing(s)/photograph(s) will be provided by the Office upon request and payment of the necessary fee.

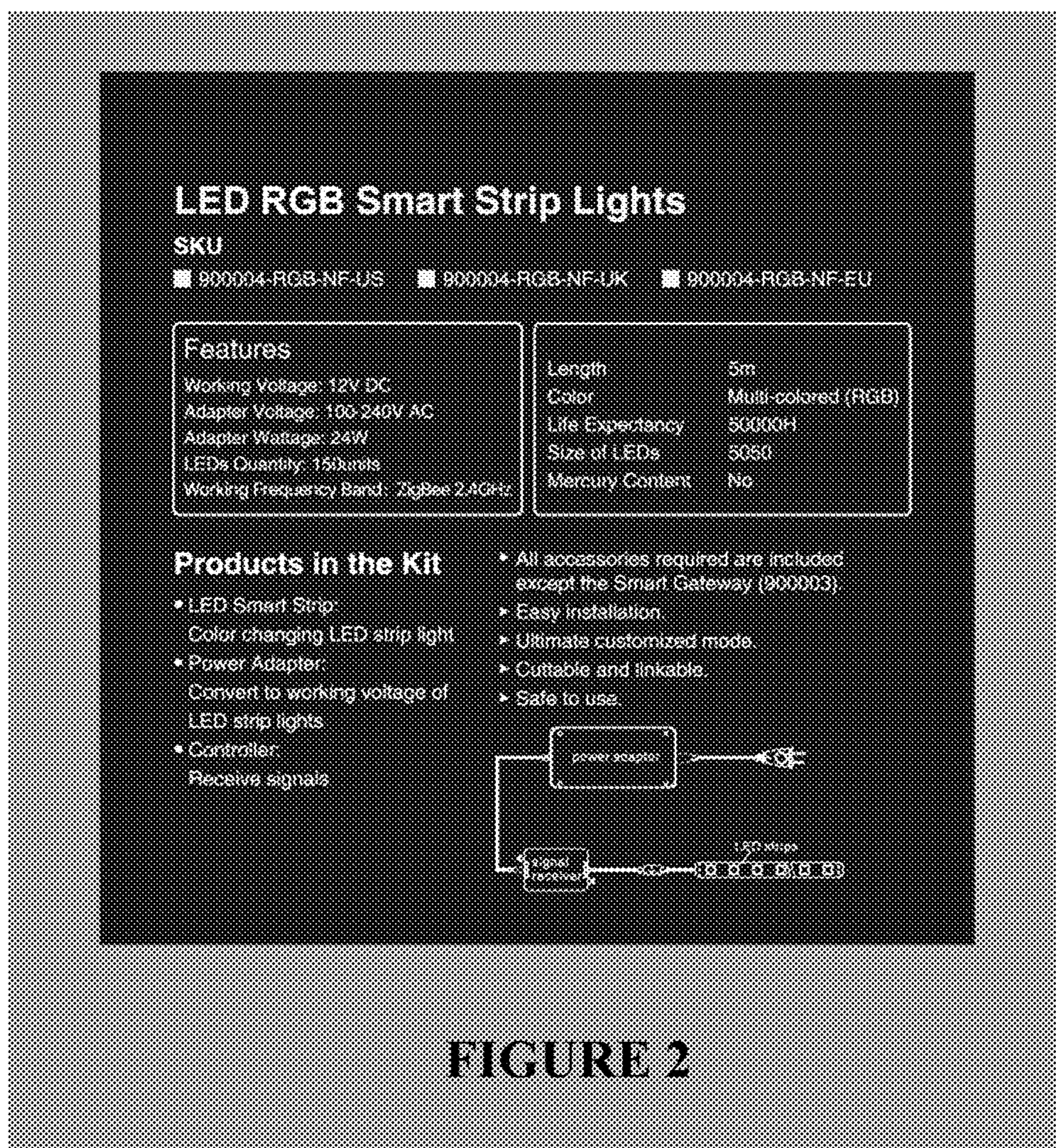
FIG. 1 is a front elevational view of a packing box for strip lights showing my new design;  
 FIG. 2 is a rear elevational view thereof;  
 FIG. 3 is a left side elevational view thereof;  
 FIG. 4 is a right side elevational view thereof;  
 FIG. 5 is a top plan view thereof;  
 FIG. 6 is a bottom plan view thereof; and,  
 FIG. 7 is a perspective view thereof.

**1 Claim, 7 Drawing Sheets**  
**(4 of 7 Drawing Sheet(s) Filed in Color)**





FIGURE 1








FIGURE 4



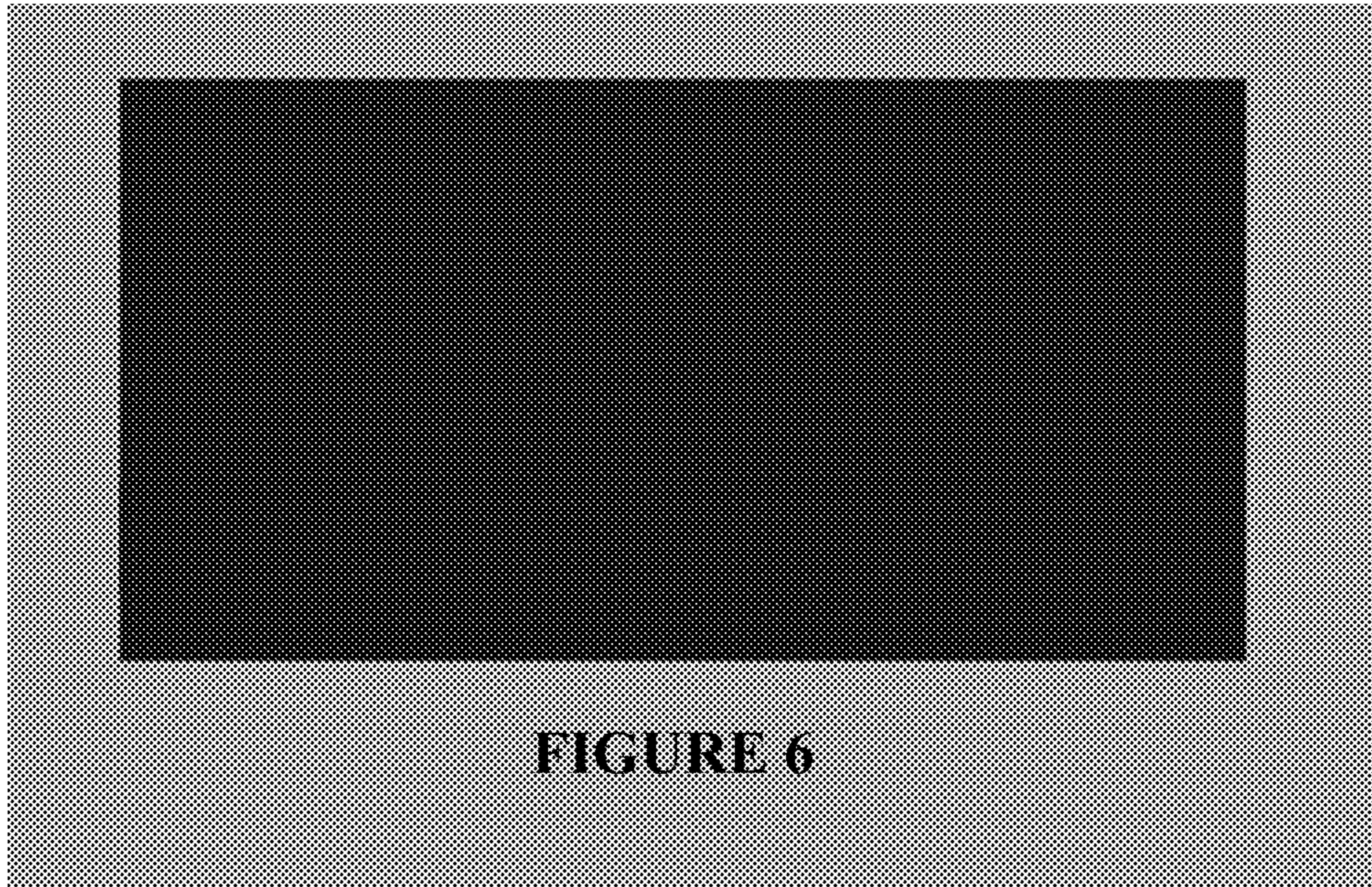




FIGURE 7