

US00D824775S

(12) **United States Design Patent** (10) **Patent No.:** **US D824,775 S**
Zinovieff et al. (45) **Date of Patent:** **** Aug. 7, 2018**

(54) **RAZOR PACKAGE**
(71) Applicant: **The Gillette Company LLC**, Boston, MA (US)
(72) Inventors: **Vladimir Zinovieff**, Grand-Saconnex (CH); **Jordan Lee Wright**, Highland Heights, KY (US)
(73) Assignee: **The Gillette Company LLC**, Boston, MA (US)
(**) Term: **15 Years**
(21) Appl. No.: **29/603,978**
(22) Filed: **May 15, 2017**
(51) **LOC (11) Cl.** **09-01**
(52) **U.S. Cl.**
USPC **D9/600; D9/457**
(58) **Field of Classification Search**
USPC D3/270, 271.1-271.4; D7/510, 514-520, D7/599, 604, 613, 619.2, 623, 628; D9/600, 414-434, 455-457, 499; 206/457, 459.5, 527; 215/381-384, 400; D14/485, 492; D20/11, 23-25, 27, 29-30
CPC B65D 5/4258; B65D 81/60; B65D 81/365; B65D 81/366; B65D 81/368; B65D 2203/00; B65D 2203/02; B65D 67/00; A63H 33/16
See application file for complete search history.

D617,386 S * 6/2010 Heinke D20/27
D617,843 S * 6/2010 Heinke D20/23
D621,275 S * 8/2010 Marotti D9/600
D646,566 S * 10/2011 Graham D9/434
D646,567 S * 10/2011 Graham D9/434
D649,042 S * 11/2011 Graham D9/434
D650,668 S * 12/2011 Graham D9/434
D653,108 S * 1/2012 Graham D9/434
D661,428 S * 6/2012 Lukan D14/492
D662,141 S * 6/2012 Helly D20/27
D662,414 S * 6/2012 Graham D9/434
D674,692 S * 1/2013 Chase D9/434
D677,335 S * 3/2013 Murphy D20/23
D684,862 S * 6/2013 Difranza D9/434
D745,393 S * 12/2015 Robinson D9/434
D752,980 S * 4/2016 Marcinkowski D9/457
D756,224 S * 5/2016 Damon D9/457
D759,496 S * 6/2016 Damon D9/434
D764,919 S * 8/2016 Damon D9/457

* cited by examiner

Primary Examiner — Sandra L Morris
(74) *Attorney, Agent, or Firm* — Joanne N. Pappas; Kevin C. Johnson

(57) **CLAIM**

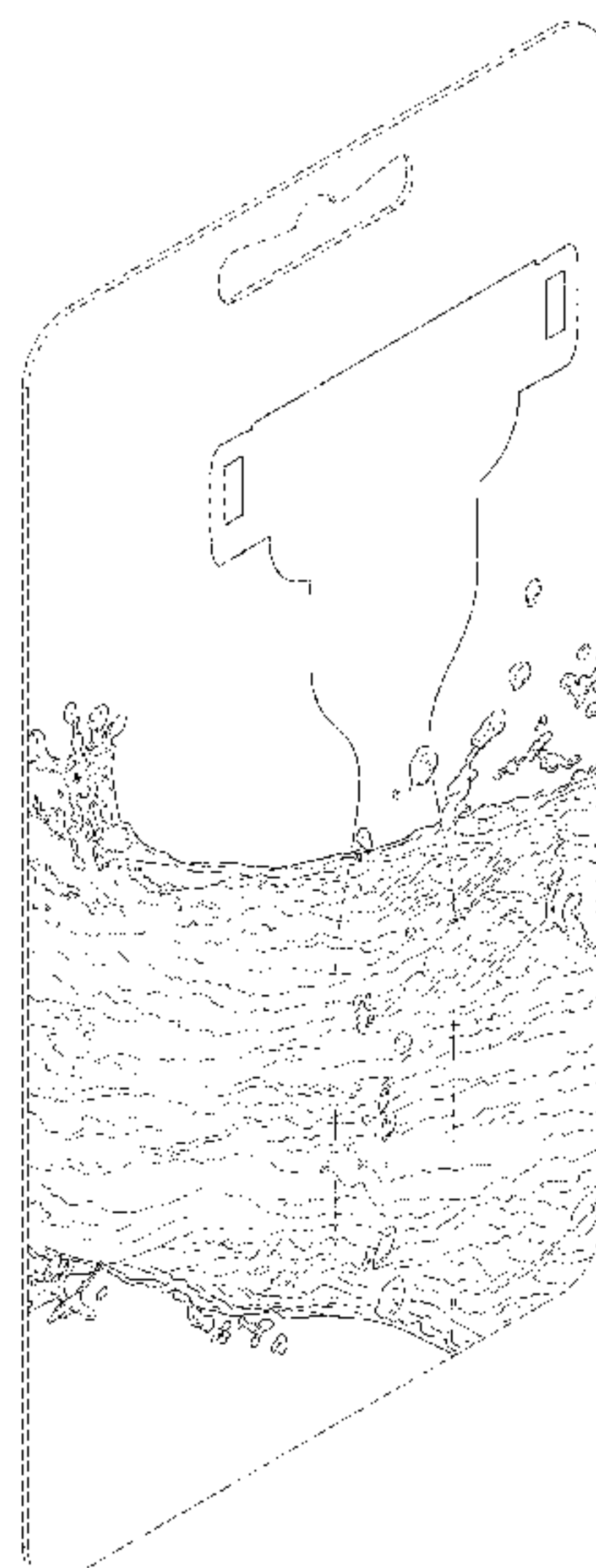
The ornamental design for a razor package, as shown and described.

DESCRIPTION

FIG. 1 is a perspective view of a razor package of the present invention;
FIG. 2 is a front view of the razor package of FIG. 1;
FIG. 3 is a back view of the razor package of FIG. 1;
FIG. 4 is a right side view of the razor package of FIG. 1;
FIG. 5 is a left side view of the razor package of FIG. 1;
FIG. 6 is a top view of the razor package of FIG. 1; and,
FIG. 7 is a bottom view of the razor package of FIG. 1.
Further, the dash broken lines are shown for illustrative purposes only and form no part of the claimed design.

1 Claim, 4 Drawing Sheets

(56) **References Cited**
U.S. PATENT DOCUMENTS
D140,559 S * 3/1945 Clark D9/600
D427,067 S * 6/2000 Miller D9/434
D524,654 S * 7/2006 Harada D9/457
D531,021 S * 10/2006 Ashby D9/415
D543,110 S * 5/2007 Harada D9/457
D607,328 S * 1/2010 Himeda D9/457



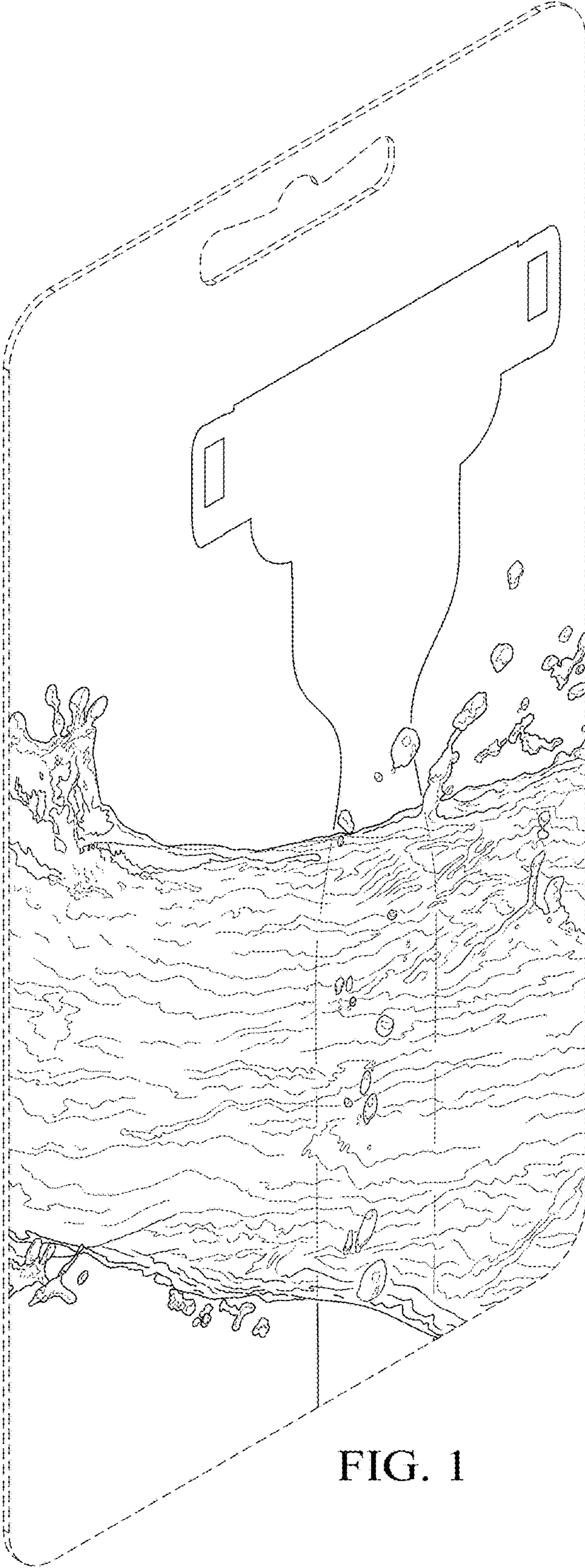


FIG. 1

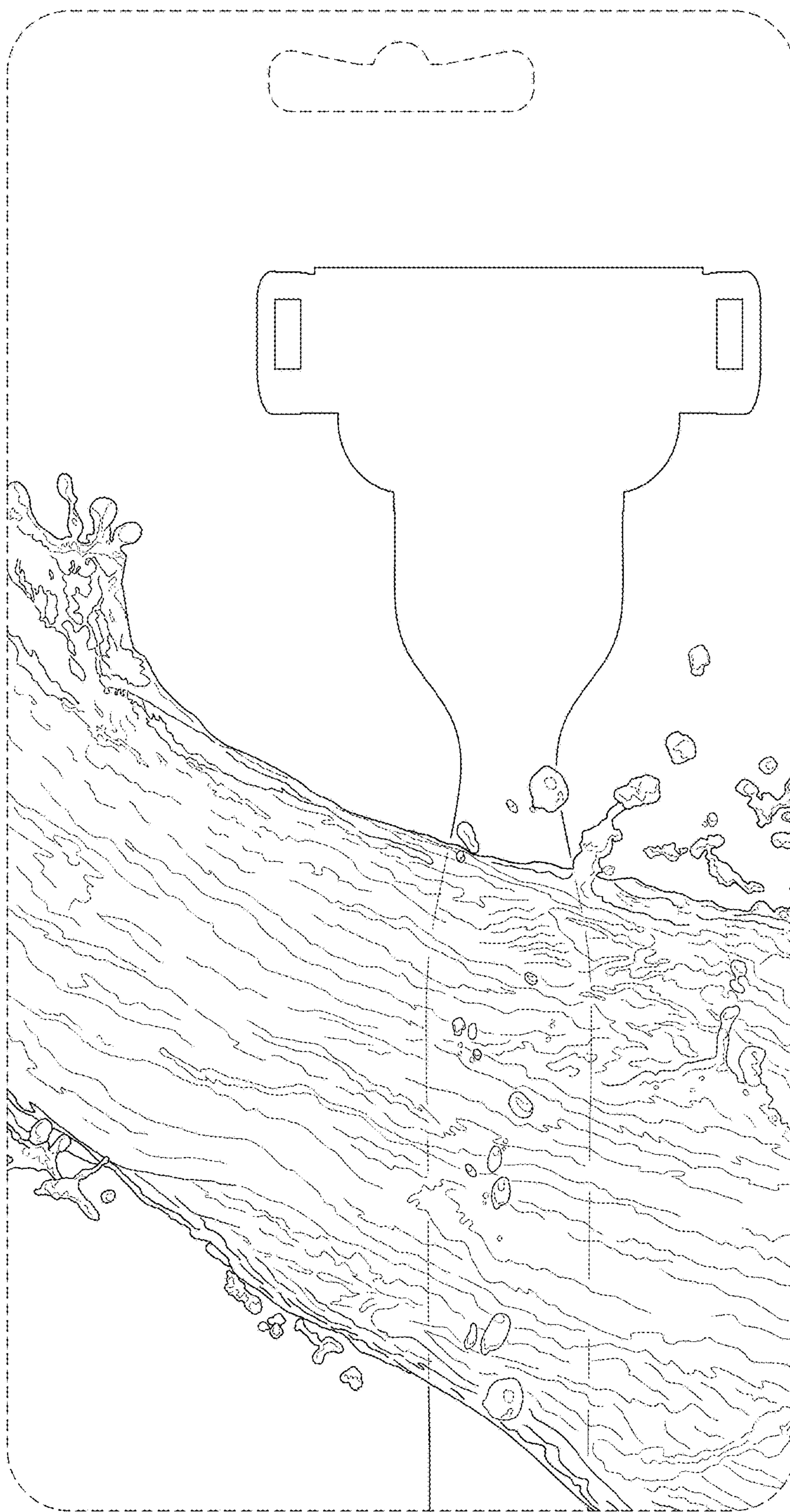


FIG. 2



FIG. 3

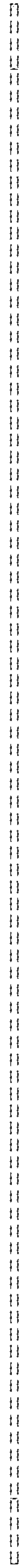


FIG. 4

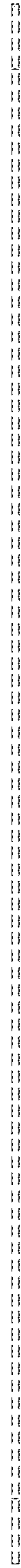


FIG. 5

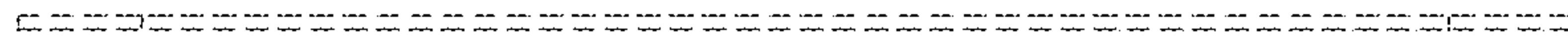


FIG. 6

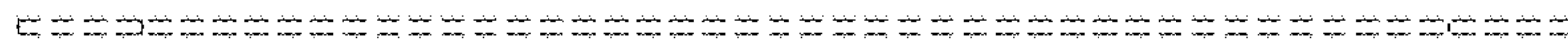


FIG. 7