



US00D824773S

(12) **United States Design Patent** (10) **Patent No.:** **US D824,773 S**  
**Zinovieff et al.** (45) **Date of Patent:** **\*\* Aug. 7, 2018**

(54) **RAZOR PACKAGE**  
(71) Applicant: **The Gillette Company LLC**, Boston, MA (US)  
(72) Inventors: **Vladimir Zinovieff**, Grand-Saconnex (CH); **Jordan Lee Wright**, Highland Heights, KY (US)  
(73) Assignee: **The Gillette Company LLC**, Boston, MA (US)  
(\*\*) Term: **15 Years**  
(21) Appl. No.: **29/603,969**  
(22) Filed: **May 15, 2017**  
(51) **LOC (11) Cl.** ..... **09-01**  
(52) **U.S. Cl.**  
USPC ..... **D9/600; D9/457**  
(58) **Field of Classification Search**  
USPC ..... D3/270, 271.1-271.4; D7/510, 514-520, D7/599, 604, 613, 619.2, 623, 628; D9/600, 414-434, 455-457, 499; 206/457, 459.5, 527; 215/381-384, 400; D14/485, 492; D20/11, 23-25, 27, 29-30  
CPC .... B65D 5/4258; B65D 81/60; B65D 81/365; B65D 81/366; B65D 81/368; B65D 2203/00; B65D 2203/02; B65D 67/00; A63H 33/16  
See application file for complete search history.

D617,386 S \* 6/2010 Heinke ..... D20/27  
D617,843 S \* 6/2010 Heinke ..... D20/23  
D621,275 S \* 8/2010 Marotti ..... D9/600  
D646,566 S \* 10/2011 Graham ..... D9/434  
D646,567 S \* 10/2011 Graham ..... D9/434  
D649,042 S \* 11/2011 Graham ..... D9/434  
D650,668 S \* 12/2011 Graham ..... D9/434  
D653,108 S \* 1/2012 Graham ..... D9/434  
D661,428 S \* 6/2012 Lukan ..... D14/492  
D662,141 S \* 6/2012 Helly ..... D20/27  
D662,414 S \* 6/2012 Graham ..... D9/434  
D674,692 S \* 1/2013 Chase ..... D9/434  
D677,335 S \* 3/2013 Murphy ..... D20/23  
D684,862 S \* 6/2013 DiFranza ..... D9/434  
D745,393 S \* 12/2015 Robinson ..... D9/434  
D752,980 S \* 4/2016 Marcinkowski ..... D9/457  
D756,224 S \* 5/2016 Damon ..... D9/457  
D759,496 S \* 6/2016 Damon ..... D9/434  
D764,919 S \* 8/2016 Damon ..... D9/457

\* cited by examiner

*Primary Examiner* — Sandra L Morris  
(74) *Attorney, Agent, or Firm* — Joanne N. Pappas; Kevin C. Johnson

(57) **CLAIM**

The ornamental design for a razor package, as shown and described.


**DESCRIPTION**

FIG. 1 is a perspective view of a razor package of the present invention;  
FIG. 2 is a front view of the razor package of FIG. 1;  
FIG. 3 is a back view of the razor package of FIG. 1;  
FIG. 4 is a right side view of the razor package of FIG. 1;  
FIG. 5 is a left side view of the razor package of FIG. 1;  
FIG. 6 is a top view of the razor package of FIG. 1; and,  
FIG. 7 is a bottom view of the razor package of FIG. 1.  
Further, the dash broken lines are shown for illustrative purposes only and form no part of the claimed design.

**1 Claim, 4 Drawing Sheets**

(56) **References Cited**  
U.S. PATENT DOCUMENTS

D140,559 S \* 3/1945 Clark ..... D9/600  
D427,067 S \* 6/2000 Miller ..... D9/434  
D524,654 S \* 7/2006 Harada ..... D9/457  
D531,021 S \* 10/2006 Ashby ..... D9/415  
D543,110 S \* 5/2007 Harada ..... D9/457  
D607,328 S \* 1/2010 Himeda ..... D9/457






FIG. 1




FIG. 2



FIG. 3

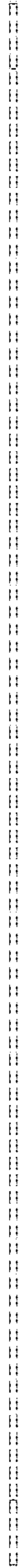


FIG. 4

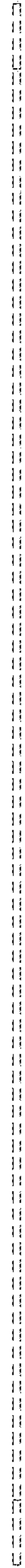


FIG. 5

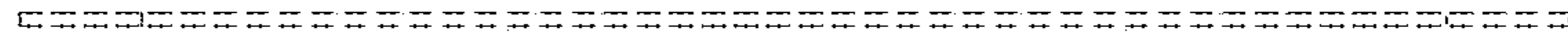


FIG. 6




FIG. 7