



US00D824769S

(12) **United States Design Patent**
Ecabert et al.

(10) **Patent No.:** **US D824,769 S**
(45) **Date of Patent:** **** Aug. 7, 2018**

(54) **BOTTLE**
(71) Applicant: **B. Braun Melsungen AG**, Melsungen (DE)
(72) Inventors: **Bastien Ecabert**, Bussigny-pres-Lausanne/VD (CH); **Raphael Vallotton**, Vevey/VD (CH); **Joachim Beine**, Cuxhagen (DE)
(**) Term: **15 Years**
(21) Appl. No.: **29/594,230**
(22) Filed: **Feb. 16, 2017**

Related U.S. Application Data

(63) Continuation of application No. 29/474,448, filed on Sep. 24, 2014, now Pat. No. Des. 781,712.

(30) **Foreign Application Priority Data**

Mar. 24, 2014 (EM) 002431312

(51) **LOC (11) Cl.** **09-01**

(52) **U.S. Cl.**
USPC **D9/542**; D9/520

(58) **Field of Classification Search**
USPC D9/516, 520, 530, 563, 715, 719, 542, D9/549, 550, 556, 558; D3/203.2, 201; D24/224
CPC B65D 1/023; B65D 77/065; B67C 11/02; B29L 2031/7158; A61J 1/03
See application file for complete search history.

(56) **References Cited**

U.S. PATENT DOCUMENTS

D632,581 S * 2/2011 Kuzma D9/558
D635,464 S * 4/2011 Kuzma D9/563

D643,739 S * 8/2011 Schmertz, Jr. D9/565
D660,172 S * 5/2012 Schmertz, Jr. D9/565
D660,173 S * 5/2012 Schmertz, Jr. D9/565
D660,174 S * 5/2012 Schmertz, Jr. D9/565
8,469,214 B2 * 6/2013 Boukobza B65D 1/0284
215/272
D742,748 S * 11/2015 Kuzma D9/542
D756,234 S * 5/2016 Orset D9/560
D766,727 S * 9/2016 McCoy B65D 1/02
D9/547
D767,405 S * 9/2016 Orset D9/453
D770,902 S * 11/2016 Vaughn-Batiz D9/560
D773,939 S * 12/2016 Liu D9/738
D784,820 S * 4/2017 Kuzma D9/544
D786,087 S * 5/2017 McCoy B65D 1/02
D3/203.1
2003/0034322 A1 * 2/2003 Doherty B65D 41/0478
215/228
2011/0155624 A1 * 6/2011 Caron B65D 43/20
206/531

* cited by examiner

Primary Examiner — Ian Simmons
Assistant Examiner — Keith Frank
(74) *Attorney, Agent, or Firm* — David C. Purdue


(57) **CLAIM**

The ornamental design for a bottle, as shown.

DESCRIPTION

FIG. 1 is an upper perspective view of a bottle showing our new design;
FIG. 2 is a front view thereof, the rear view being identical;
FIG. 3 is a right side view thereof, the left side view being identical;
FIG. 4 is a top view thereof;
FIG. 5 is a bottom view thereof; and,
FIG. 6 is a lower perspective view thereof.

1 Claim, 5 Drawing Sheets



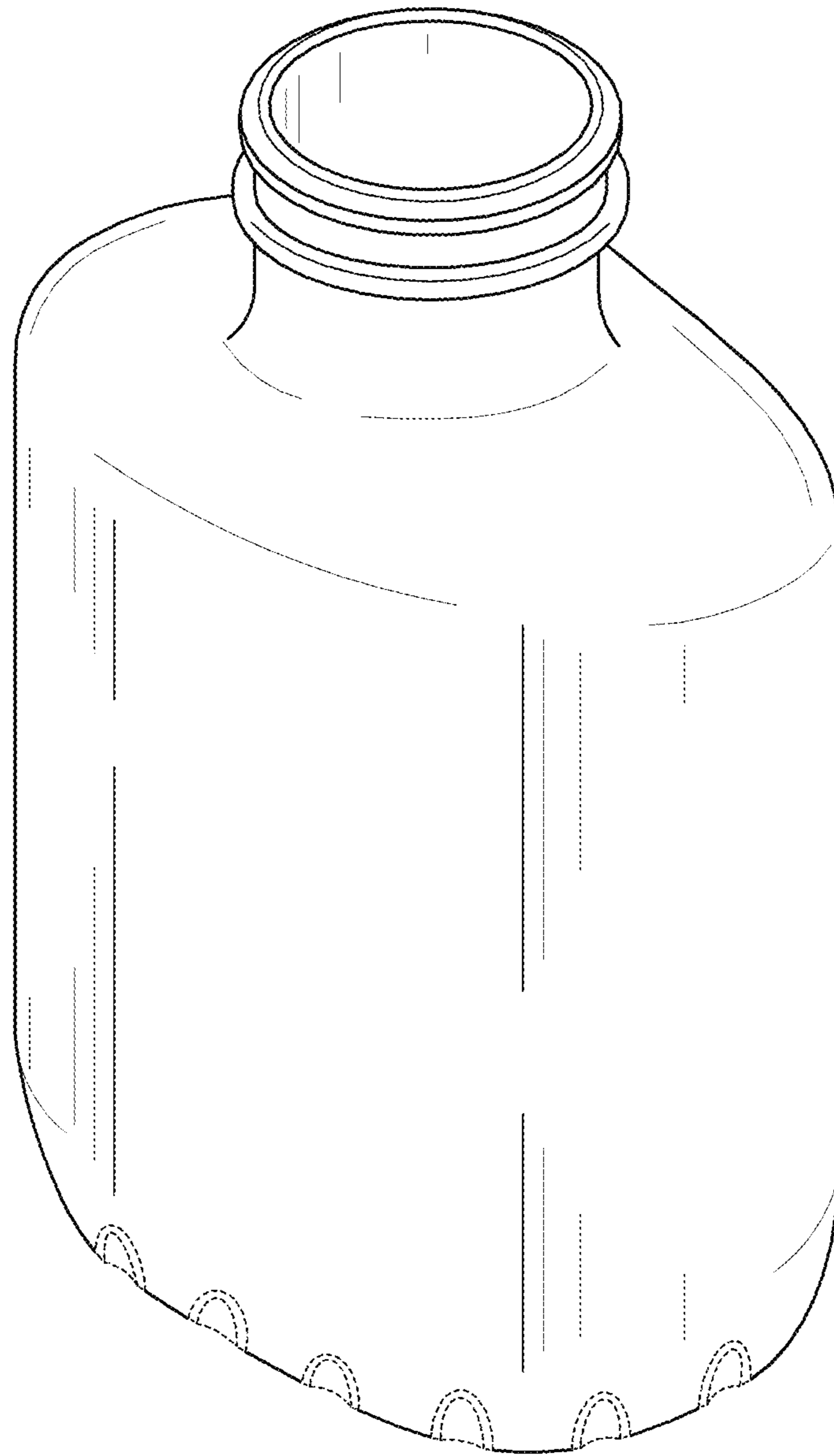


FIG. 1

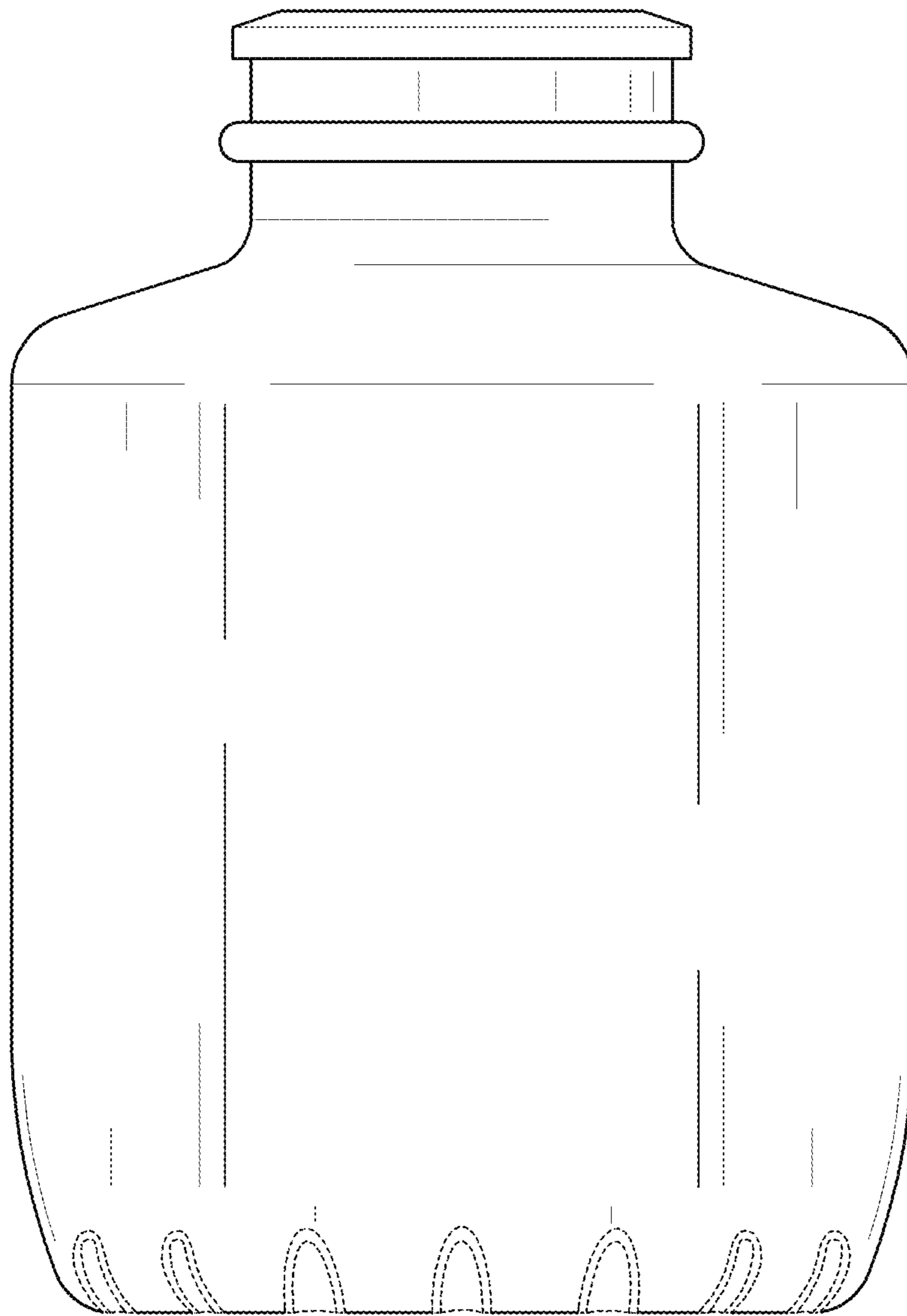


FIG. 2

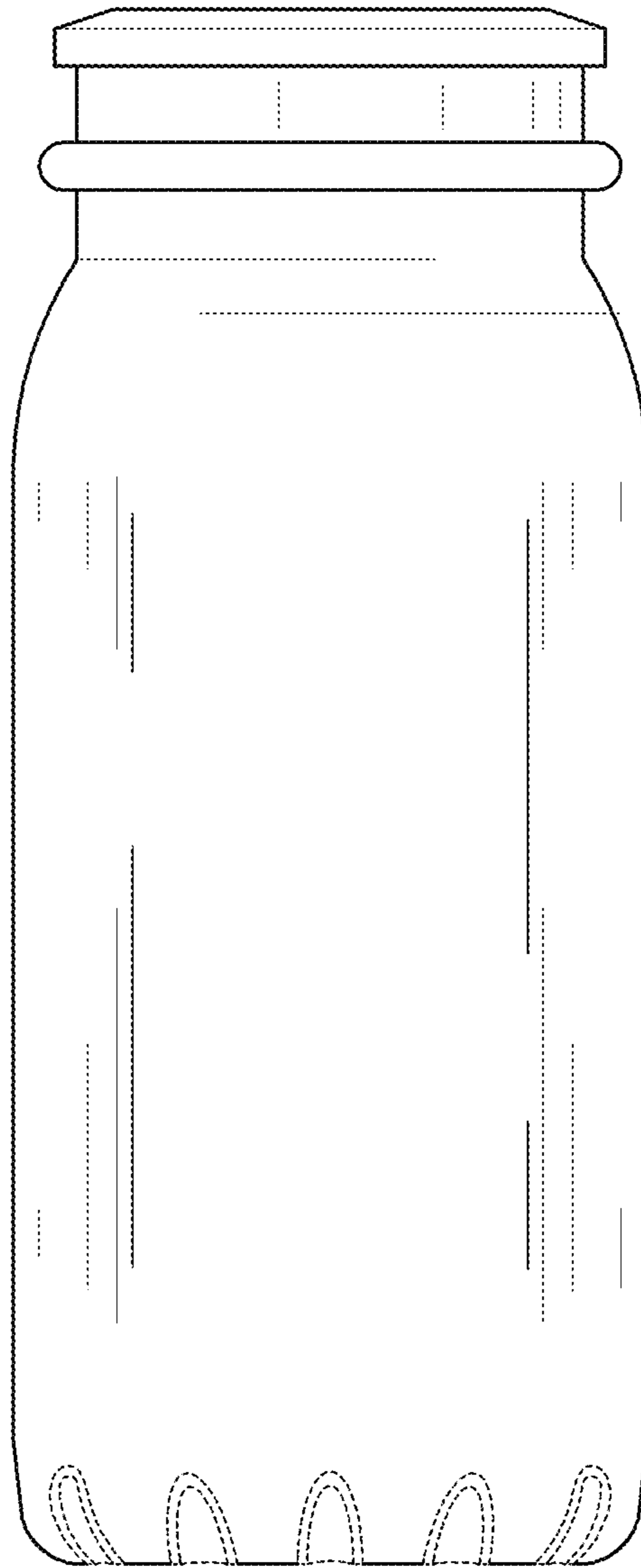


FIG. 3

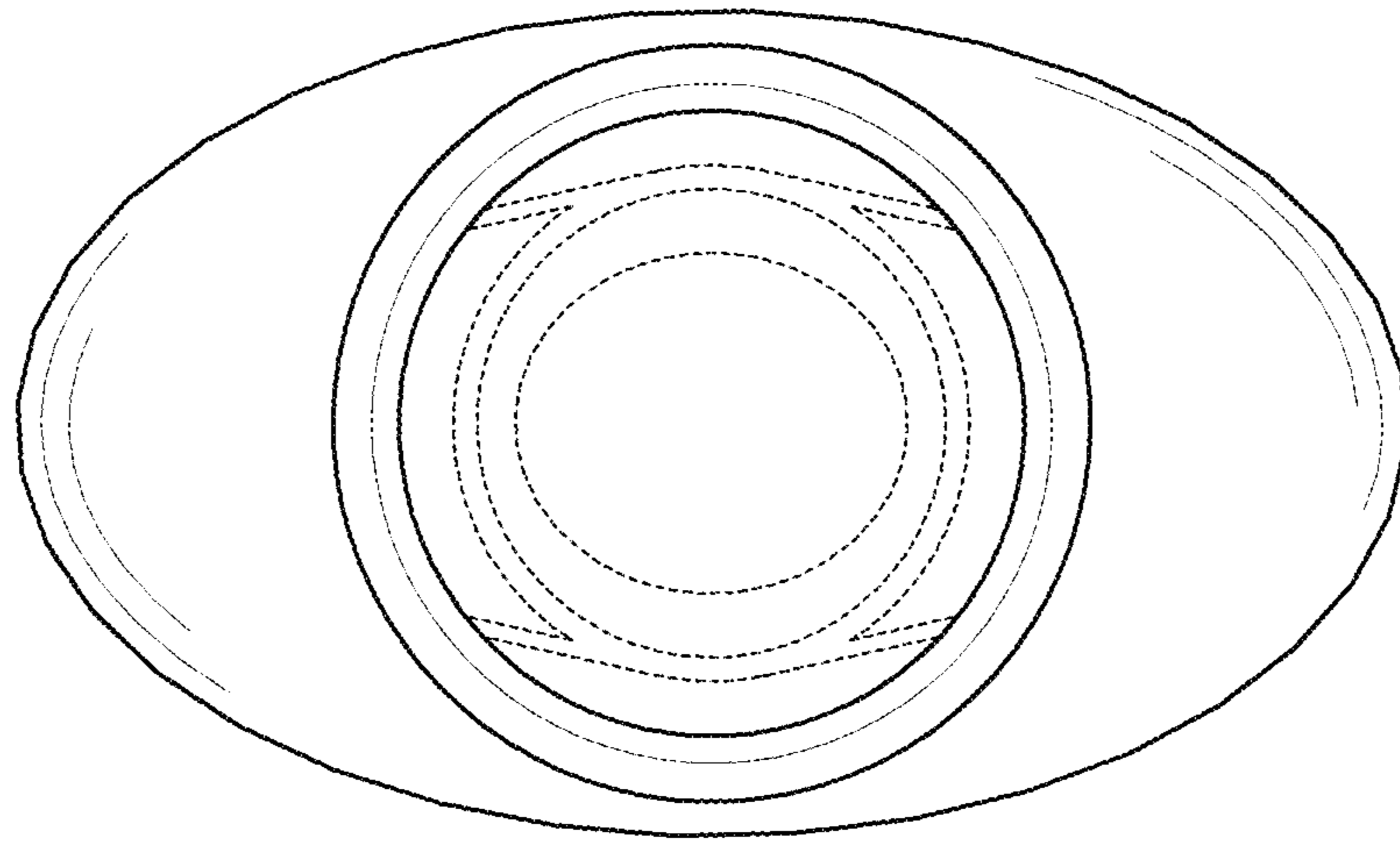


FIG. 4

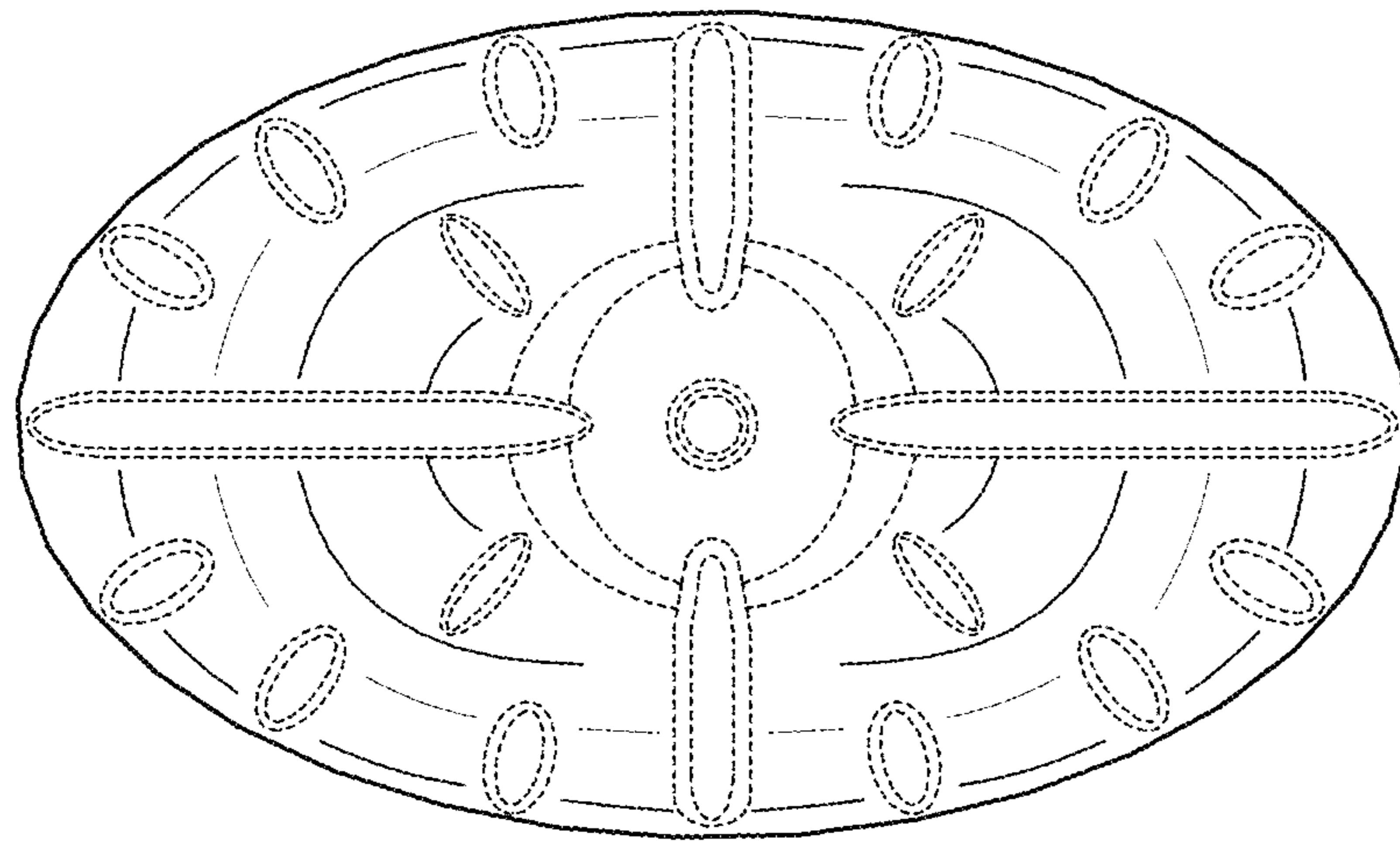


FIG. 5

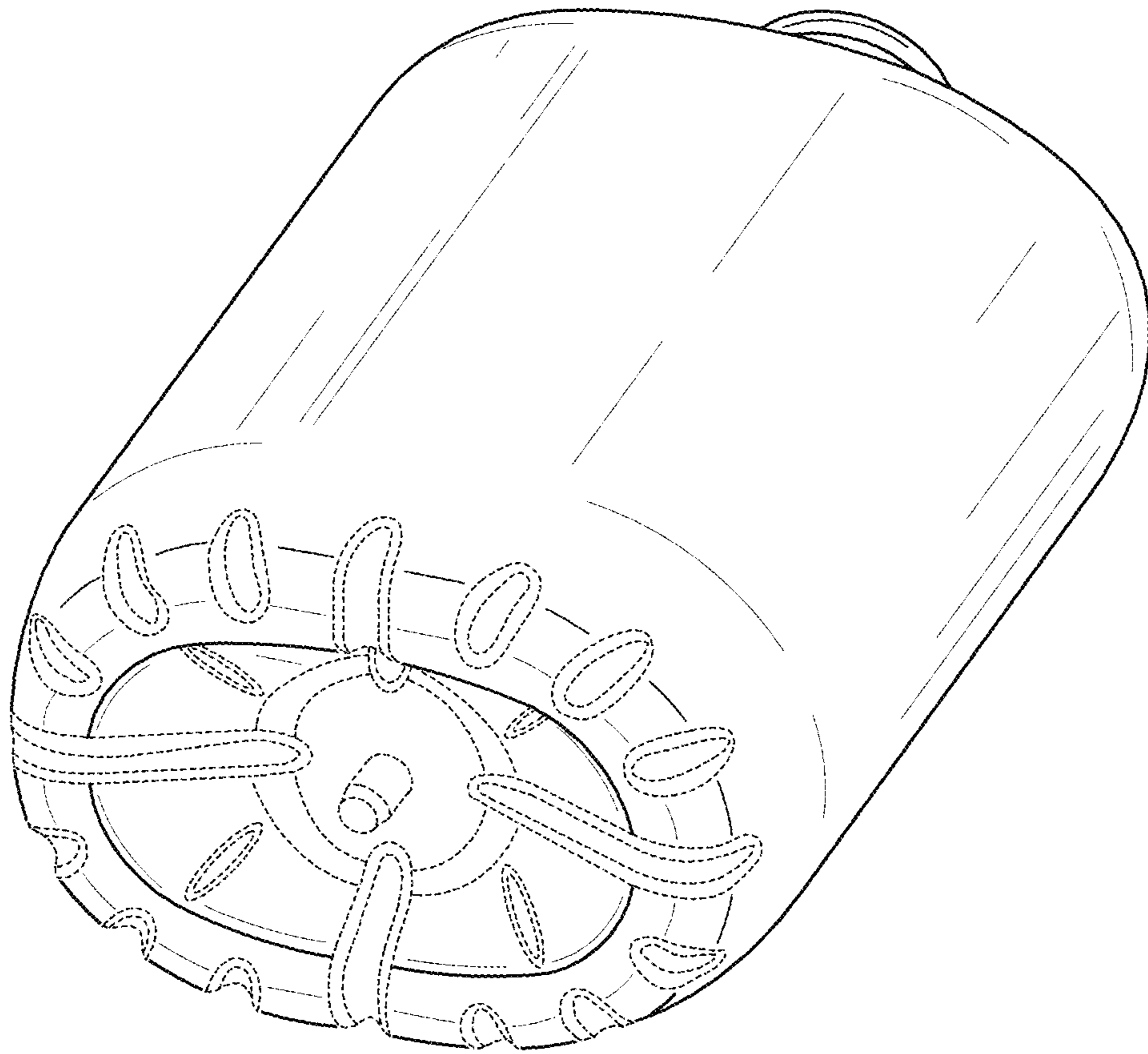


FIG. 6