



US00D824726S

(12) **United States Design Patent** (10) **Patent No.:** **US D824,726 S**
Gershkow (45) **Date of Patent:** **** Aug. 7, 2018**

(54) **GRILLING GRID**

(71) Applicant: **Charcoal Companion Incorporated,**
Berkeley, CA (US)

(72) Inventor: **Bennett Gershkow,** San Francisco, CA
(US)

(73) Assignee: **Charcoal Companion Incorporated,**
Berkeley, CA (US)

(**) Term: **15 Years**

(21) Appl. No.: **29/611,791**

(22) Filed: **Jul. 25, 2017**

(51) **LOC (11) Cl.** **07-02**

(52) **U.S. Cl.**

USPC **D7/409**; D7/354; D7/359; D7/360

(58) **Field of Classification Search**

USPC D7/323, 332, 335-337, 354-355,
D7/359-364, 387-388, 402, 407-409,
D7/552.1, 554.3; D32/3

CPC A21B 2/00; A21B 3/00; A21B 3/13; A21B
3/15; A21B 5/00; A21B 5/02; A23N
12/06; A23N 12/08; A23N 12/10; A47J
37/00; A47J 37/04; A47J 37/041; A47J
37/042; A47J 37/06; A47J 37/0688; A47J
37/0694; A47J 37/07; A47J 37/0704;
A47J 37/10; A47J 47/20; A47J 2037/00;
A47J 2037/06; A47J 2037/0611; A47J
2037/07; A47J 2037/0786; A47J
2037/0795; F24C 15/10; F24C 15/12;
F24C 15/14; F24C 15/16; F24C 15/164;
F24C 15/18

See application file for complete search history.

(56) **References Cited**

U.S. PATENT DOCUMENTS

3,006,270 A * 10/1961 Graham A47J 37/0676
292/162
D323,599 S * 2/1992 Griffard D7/408

D608,146 S * 1/2010 Zemel D7/409
D635,825 S * 4/2011 Borovicka D7/409
D650,632 S * 12/2011 Zemel D7/354
D658,942 S * 5/2012 Borovicka D7/409
D662,781 S * 7/2012 Pallotto D7/552.1
D668,506 S * 10/2012 Zemel D7/409
D679,144 S * 4/2013 Holding D7/554.3
D689,741 S * 9/2013 Wang D7/554.3
D723,324 S * 3/2015 Feriola D7/354
D725,851 S * 3/2015 Lee D32/3
D774,349 S * 12/2016 Zemel D7/354

OTHER PUBLICATIONS

Weber Style 6435 Professional-Grade Grill Pan [online], site visited
[Jul. 26, 2017]. Available from Internet URL: <https://www.amazon.com/Weber-Style-6435-Professional-Grade-Grill/>.

(Continued)

Primary Examiner — Ricky Pham

(74) *Attorney, Agent, or Firm* — Beeson Skinner Beverly,
LLP

(57)

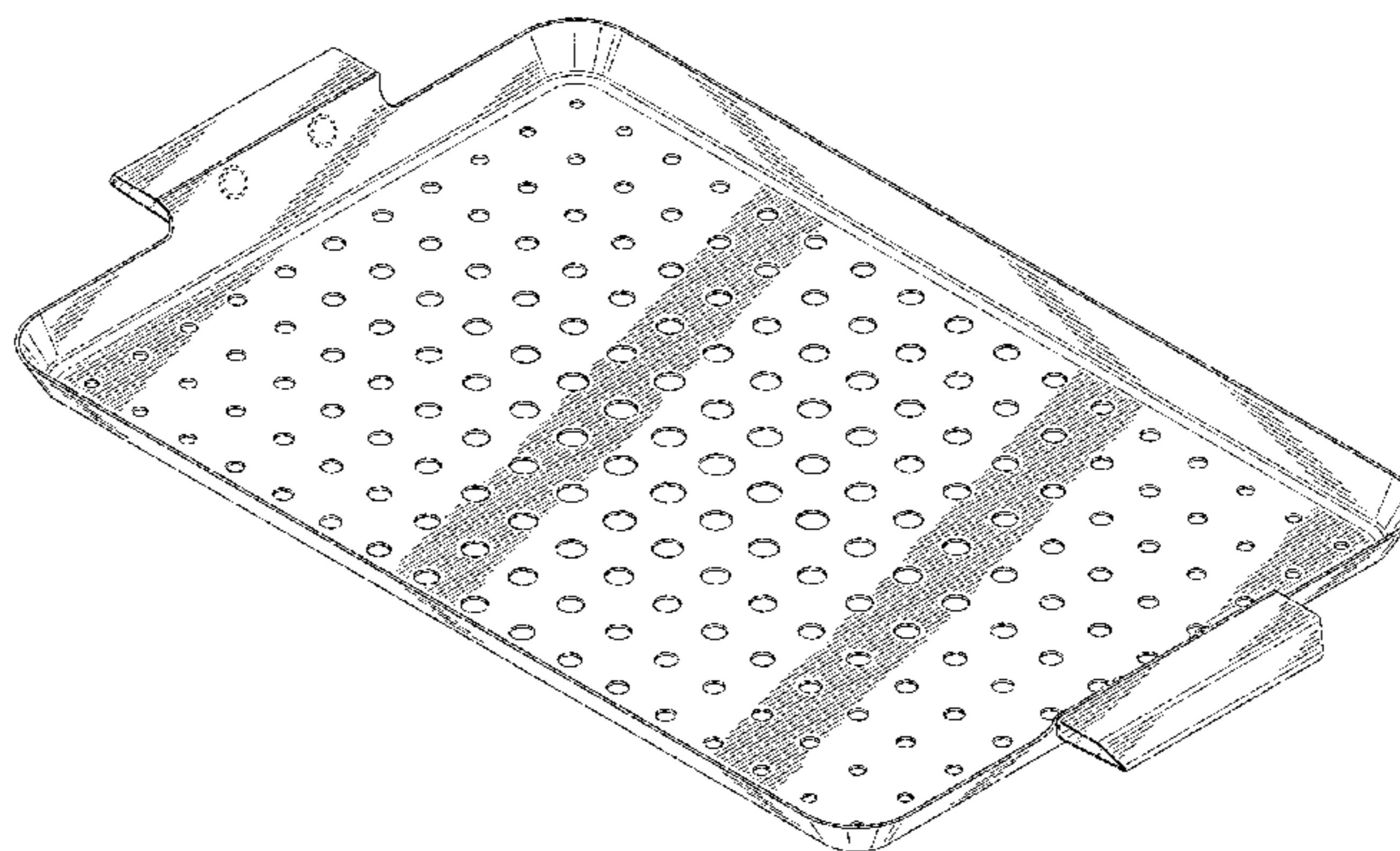
CLAIM

The ornamental design for a grilling grid, as shown and
described.

DESCRIPTION

FIG. 1 is a top perspective view of a grilling grid showing
my new design;
FIG. 2 is a top plan view thereof;
FIG. 3 is a bottom plan view thereof;
FIG. 4 is a front elevational view thereof; the rear being a
mirror image; and,
FIG. 5 is a left side elevational view thereof; the right side
being a mirror image.
The broken lines in FIGS. 1 to 4 showing screws for
fastening the handles of the grilling grid to the base of the
grilling grid form no part of the claimed design.

1 Claim, 4 Drawing Sheets



(56)

References Cited

OTHER PUBLICATIONS

Outset QS71 Large Grill Grid with Handles, Stainless Steel [online], site visited [Jul. 26, 2017]. Available from Internet URL: <https://www.amazon.com/Outset-QS71-Large-Handles-Stainless>.

Outset QN71 Large Grill Grid with Handles, Copper Non-Stick [online], site visited [Jul. 26, 2017]. Available from Internet URL: <https://www.amazon.com/Outset-QN71-Handles-Copper-Non-Stick>.

* cited by examiner

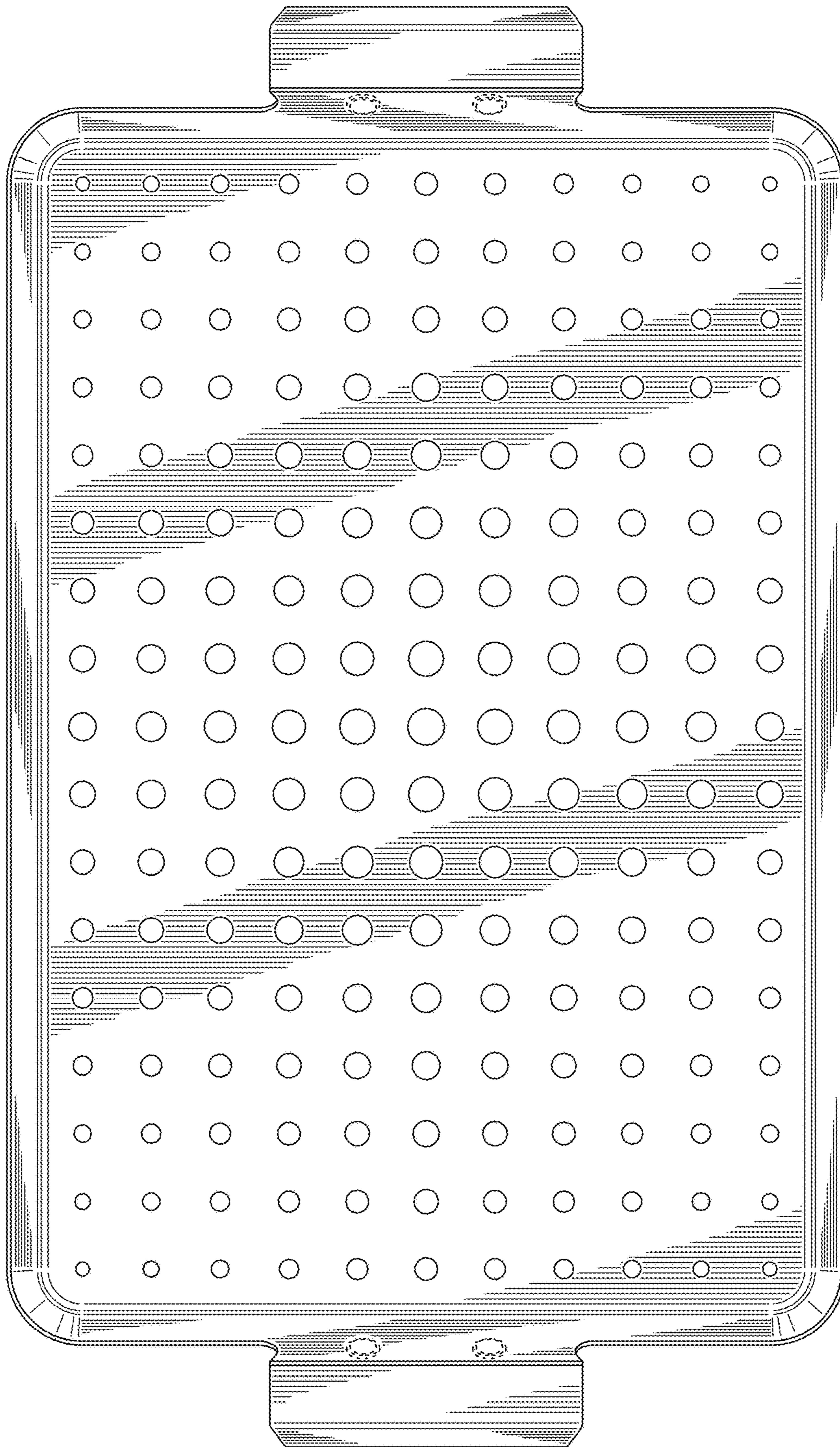


FIG. 2

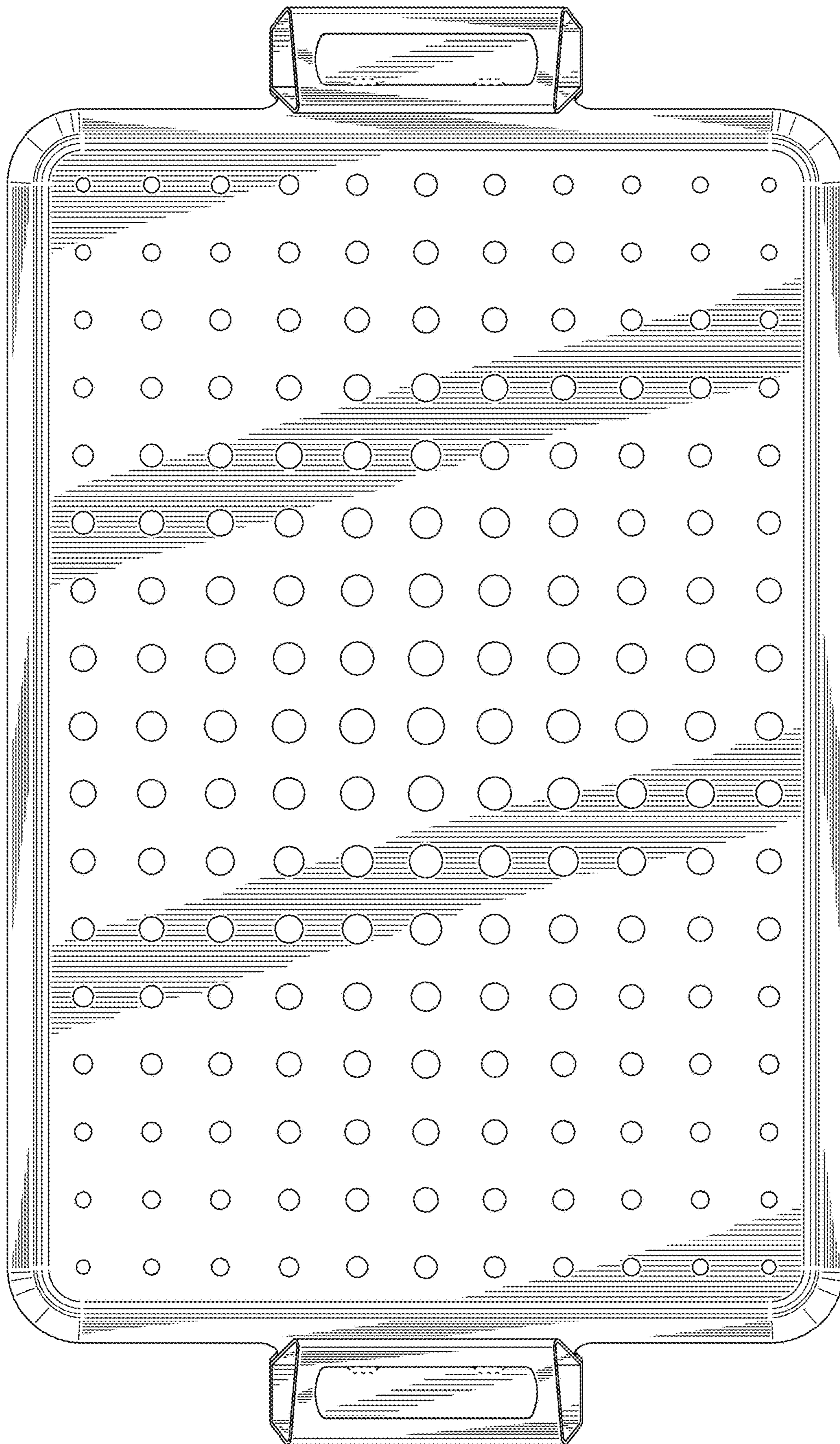


FIG. 3

FIG. 4




FIG. 5

