



US00D824724S

(12) **United States Design Patent**  
**Go**

(10) **Patent No.:** **US D824,724 S**

(45) **Date of Patent:** **\*\* Aug. 7, 2018**

- (54) **KITCHEN KNIFE HANDLE**
- (71) Applicant: **Dorco Co., Ltd.**, Seoul (KR)
- (72) Inventor: **Woo-Gyeong Go**, Seoul (KR)
- (73) Assignee: **Dorco Co., Ltd.**, Seoul (KR)
- (\*\*) Term: **15 Years**

D632,934 S *	2/2011	Thun	.....	D7/649
D633,345 S *	3/2011	Ranieri	.....	D7/649
D643,258 S *	8/2011	Spiegel	.....	D7/649
D643,263 S *	8/2011	Spiegel	.....	D7/649
D649,840 S *	12/2011	Lo	.....	D7/649
D649,841 S *	12/2011	Lo	.....	D7/649
D706,085 S *	6/2014	Tarrerias	.....	D7/649
D710,158 S *	8/2014	Berger	.....	D7/401.2
D773,891 S *	12/2016	Liu	.....	D7/401.2
D807,696 S *	1/2018	Liu	.....	D7/401.2
D809,339 S *	2/2018	Lo	.....	D7/401.2

(21) Appl. No.: **29/606,941**

(22) Filed: **Jun. 8, 2017**

(30) **Foreign Application Priority Data**

Dec. 8, 2016 (KR) ..... 30-2016-0059519

(51) **LOC (11) Cl.** ..... **07-03**

(52) **U.S. Cl.**  
USPC ..... **D7/401.2; D7/649; D7/650**

(58) **Field of Classification Search**  
USPC ..... D7/393-395, 401.2, 642-652, 693,  
D7/695-696; D8/93, 97-100, 107, 300,  
D8/321; D22/117-118

CPC ..... A01B 1/20; A01B 1/22; A22C 25/006;  
A47G 21/06; A47G 21/065; A61B  
17/3211; A61B 17/3213; B21D 53/64;  
B25G 3/36; B26B 1/00; B26B 1/08;  
B26B 1/10; B26B 3/00; B26B 3/02;  
B26B 3/03; B26B 3/04; B26B 3/06;  
B26B 5/00; B26B 5/001; B26B 5/007;  
B26B 7/00; B26B 7/005; B26B 9/00;  
B26B 9/02; B26B 11/00; B26B 11/006;  
B26B 17/00; B26B 17/006; B26B 29/02

See application file for complete search history.

(56) **References Cited**

**U.S. PATENT DOCUMENTS**

D539,082 S *	3/2007	Molayem	.....	D7/393
D557,081 S *	12/2007	Hadj-Chikh	.....	D7/649

\* cited by examiner

*Primary Examiner* — Ricky Pham

(74) *Attorney, Agent, or Firm* — Perkins Coie LLP

(57) **CLAIM**

The ornamental design for a kitchen knife handle, as shown and described.

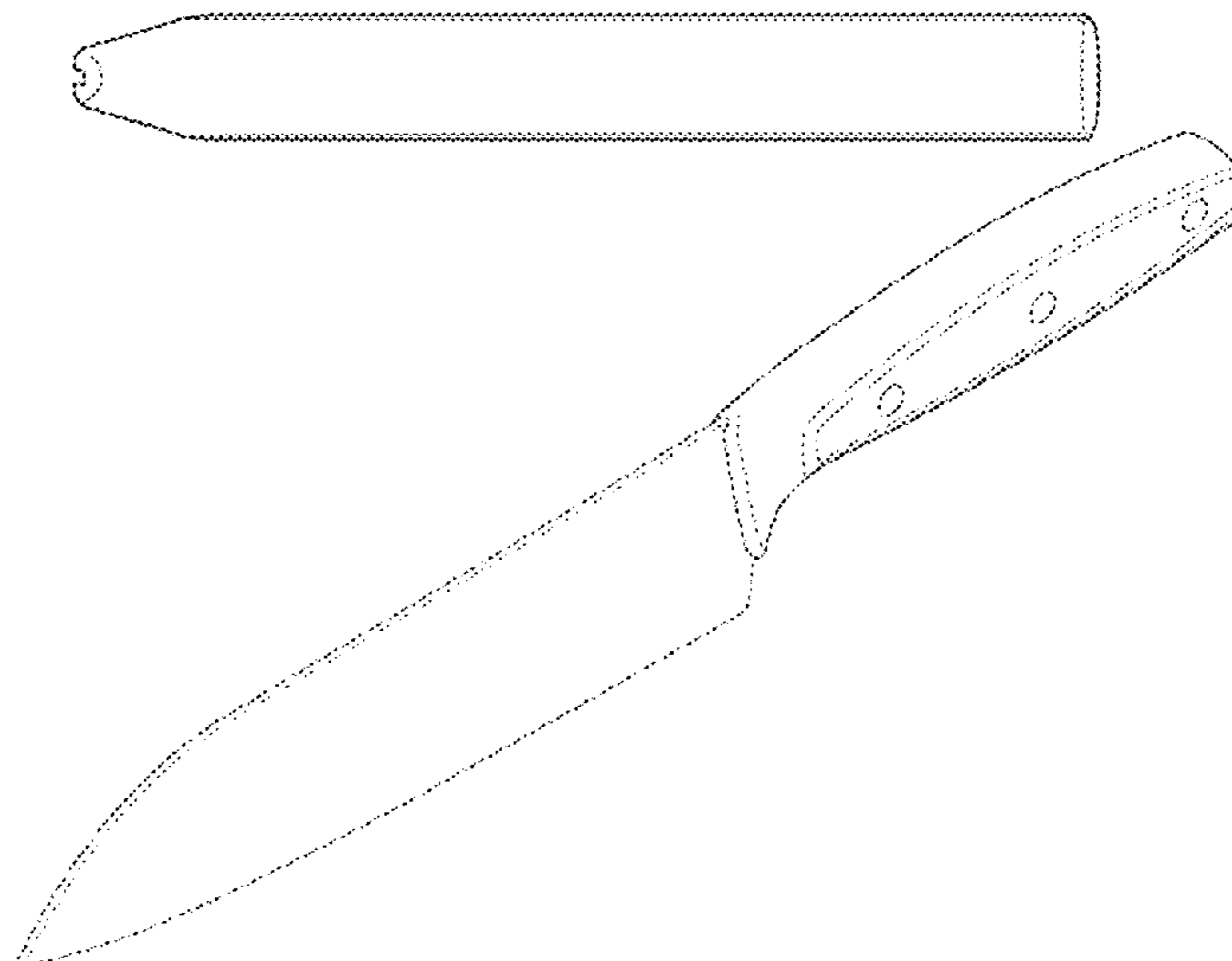
**DESCRIPTION**

FIG. 1 is a perspective view of a kitchen knife handle design; FIG. 2 is a first side view of the kitchen knife handle design; FIG. 3 is a second side view of the kitchen knife handle design; FIG. 4 is a front side view of the kitchen knife handle design; FIG. 5 is a rear side view of the kitchen knife handle design; FIG. 6 is a top plan view of the kitchen knife handle design; FIG. 7 is a bottom plan view of the kitchen knife handle design; and, FIG. 8 is a reference view of the kitchen knife handle attached to a knife blade.

The ornamental design of a kitchen knife handle is shown in FIGS. 1 through 8.

The broken lines illustrate the environment of the knife handle and form no part of the claimed design.

**1 Claim, 5 Drawing Sheets**



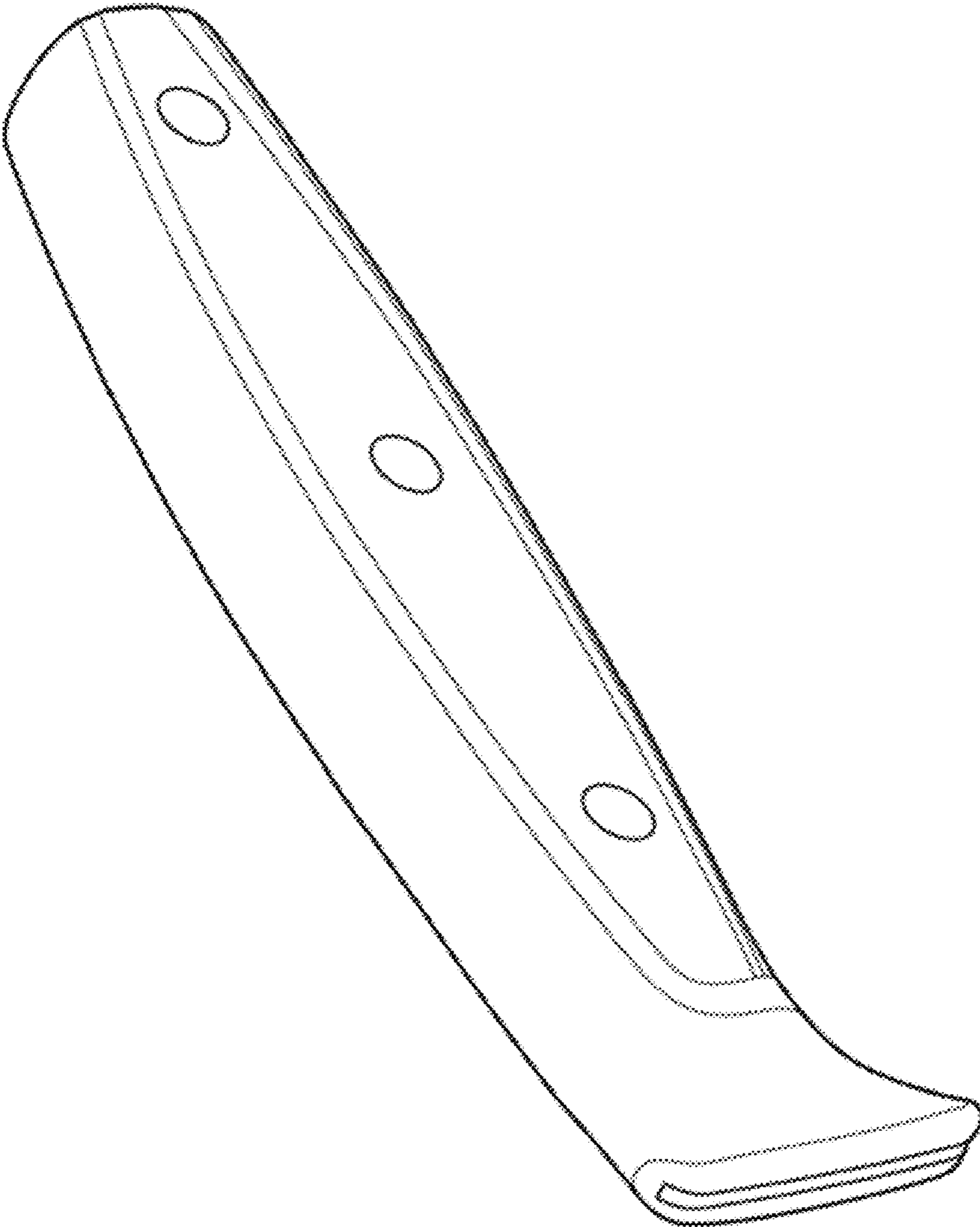


FIG. 1

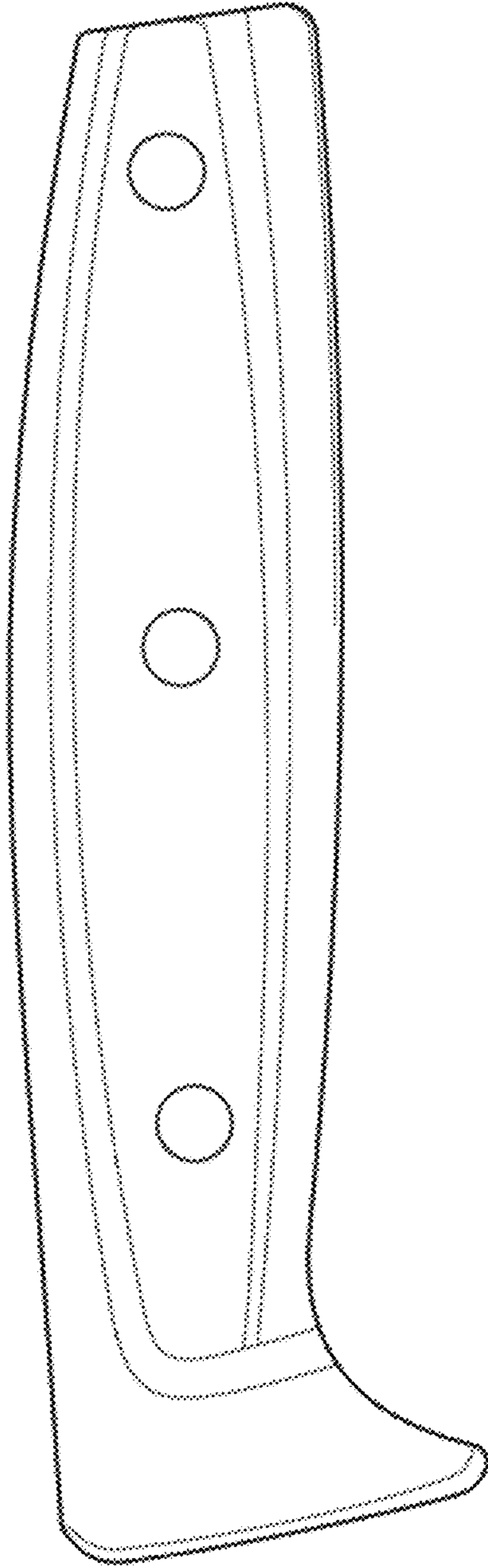


FIG. 2

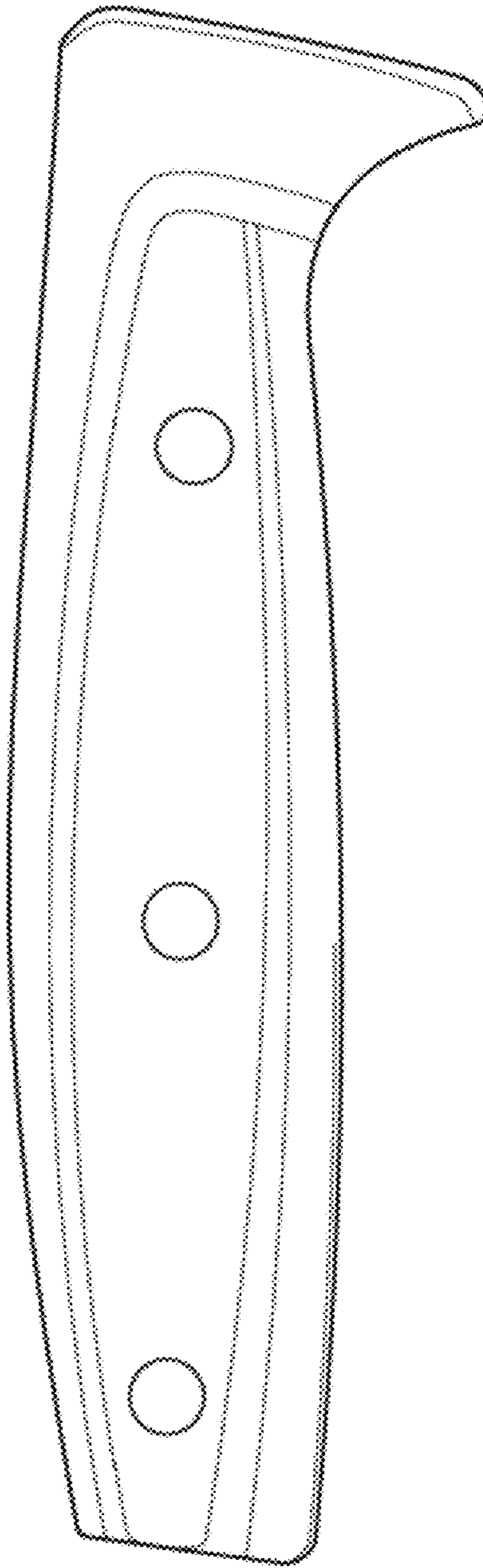


FIG. 3

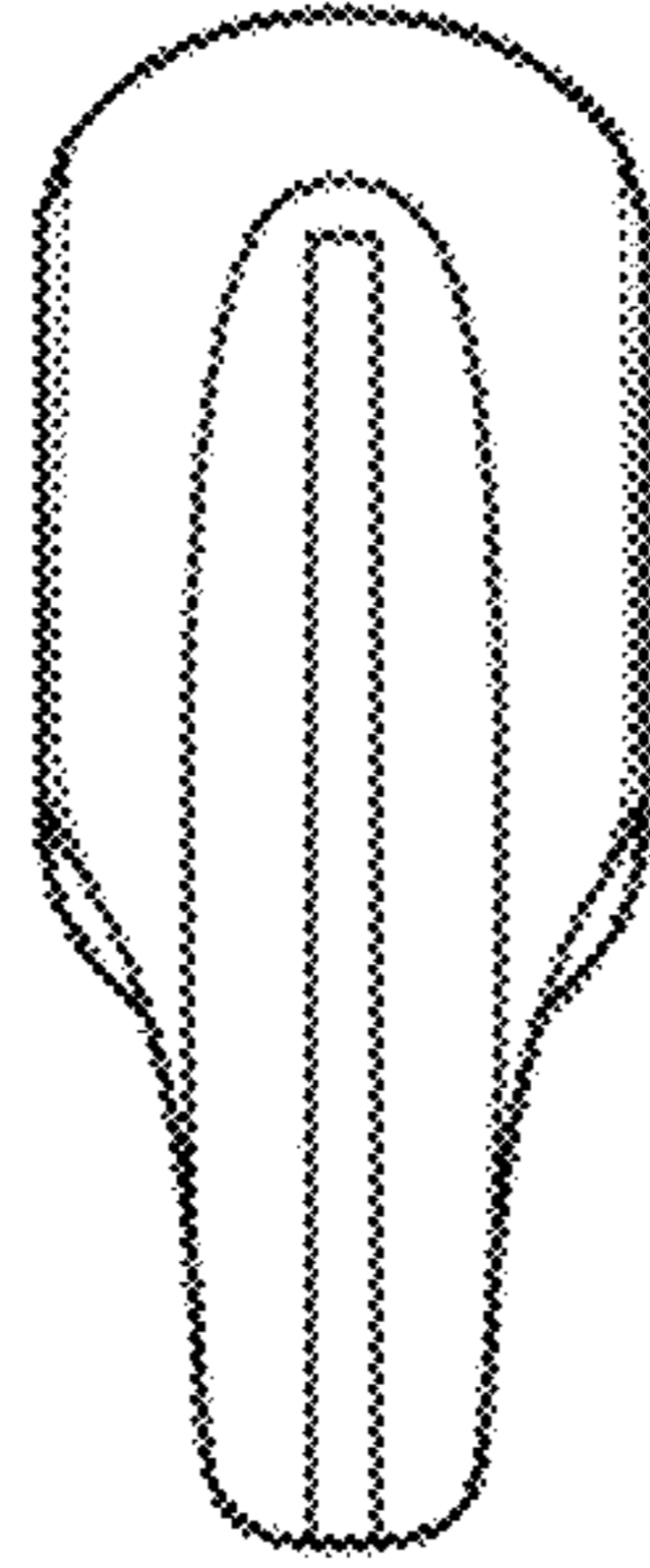


FIG. 4

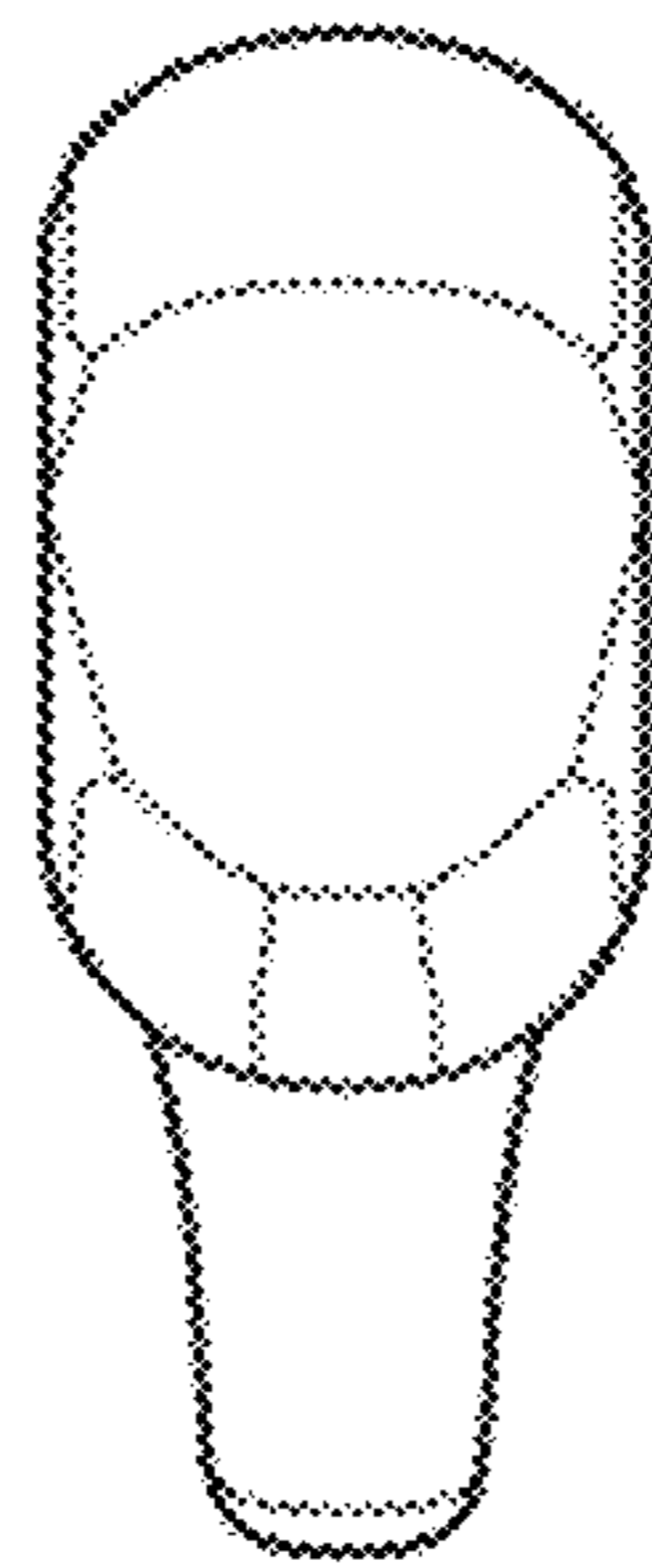


FIG. 5




FIG. 6




FIG. 7

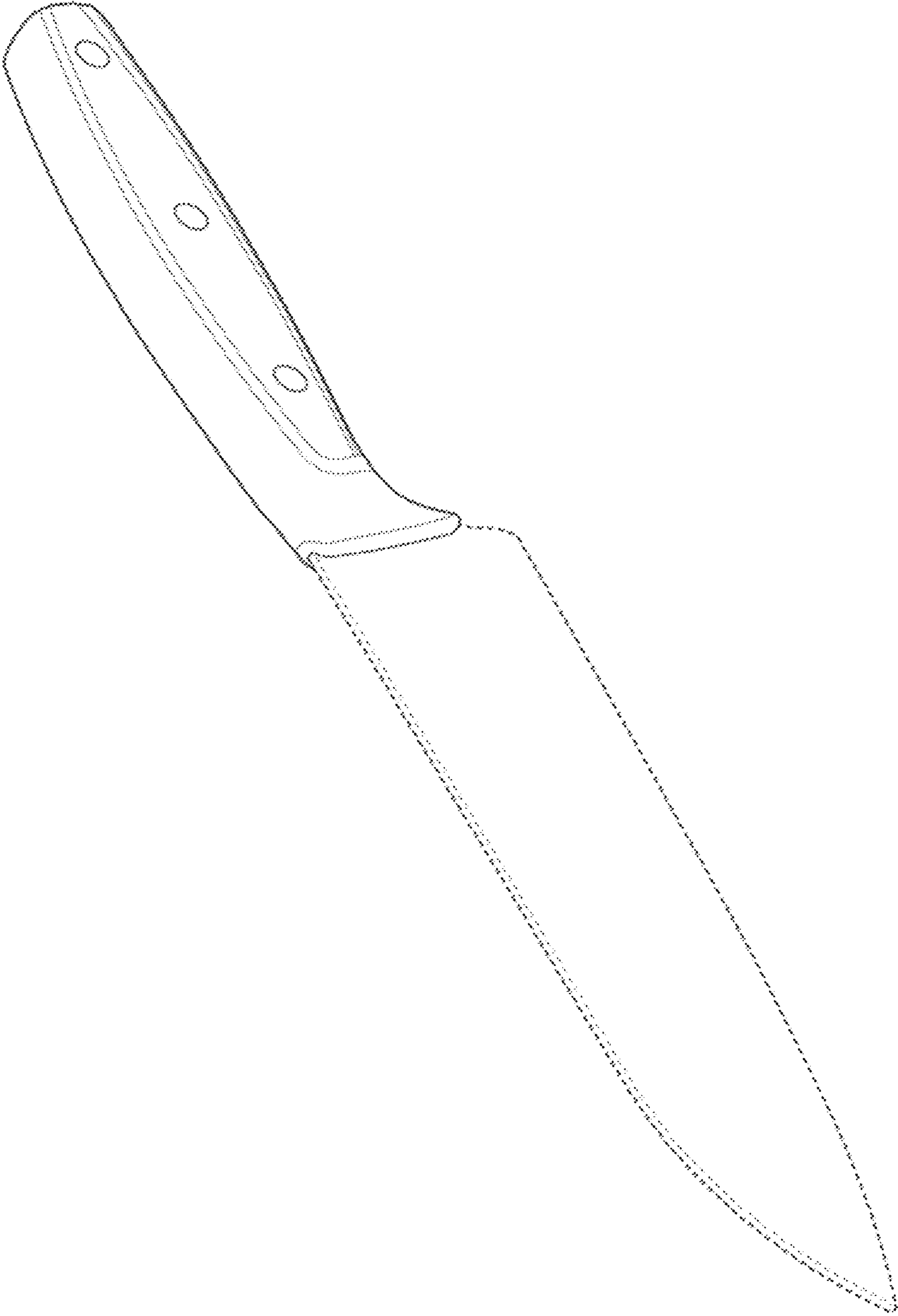


FIG. 8