



US00D824717S

(12) **United States Design Patent** (10) **Patent No.:** **US D824,717 S**
Allen (45) **Date of Patent:** **** Aug. 7, 2018**

(54) **PIZZA STONE**

(71) Applicant: **Charcoal Companion Incorporated,**
Berkeley, CA (US)

(72) Inventor: **Nicholas Wood Allen,** San Francisco,
CA (US)

(73) Assignee: **Charcoal Companion Incorporated,**
Berkeley, CA (US)

(**) Term: **15 Years**

(21) Appl. No.: **29/611,795**

(22) Filed: **Jul. 25, 2017**

(51) **LOC (11) Cl.** **07-02**

(52) **U.S. Cl.**
USPC **D7/354; D7/359; D7/409**

(58) **Field of Classification Search**
USPC D7/323, 354-361, 388, 402, 409, 543,
D7/545, 549, 550.1, 553.1-553.8,
D7/554.1-554.4, 555, 584, 586, 688;
D8/399; D9/430-433, 455-456, 737,
D9/756-762; D29/119; D99/34
CPC .. A21B 3/00; A21B 3/003; A21B 3/13; A21B
3/15; A21B 3/134; A21B 5/00; A21B
5/02; A47J 36/022; A47J 36/025; A47J
36/027; A47J 37/00; A47J 37/04; A47J
43/28; A47J 43/284; B65D 1/22; B65D
1/24; B65D 1/34; B65D 1/36; B65D
81/343; B65D 85/36; F24C 15/10
See application file for complete search history.

(56) **References Cited**

U.S. PATENT DOCUMENTS

D30,175 S * 2/1899 Wagner D7/388
2,417,977 A * 3/1947 French F24C 15/10
126/214 A

D154,967 S * 8/1949 Watkins D7/359
D236,790 S * 9/1975 Bruno et al. D25/36
D263,927 S * 4/1982 Dewey 411/531
D310,324 S * 9/1990 Bernacchi D8/352
D458,797 S * 6/2002 Kellermann D7/360
D517,743 S * 3/2006 Perrin D29/119
D541,486 S * 4/2007 Mahaffey D23/415
D573,466 S * 7/2008 White D9/456
D594,270 S * 6/2009 Rae D7/354
D627,195 S * 11/2010 Marin D7/354
9,016,191 B2 4/2015 Krolick et al.
D809,340 S * 2/2018 Poon D7/409

* cited by examiner

Primary Examiner — Ricky Pham

(74) *Attorney, Agent, or Firm* — Beeson Skinner Beverly,
LLP

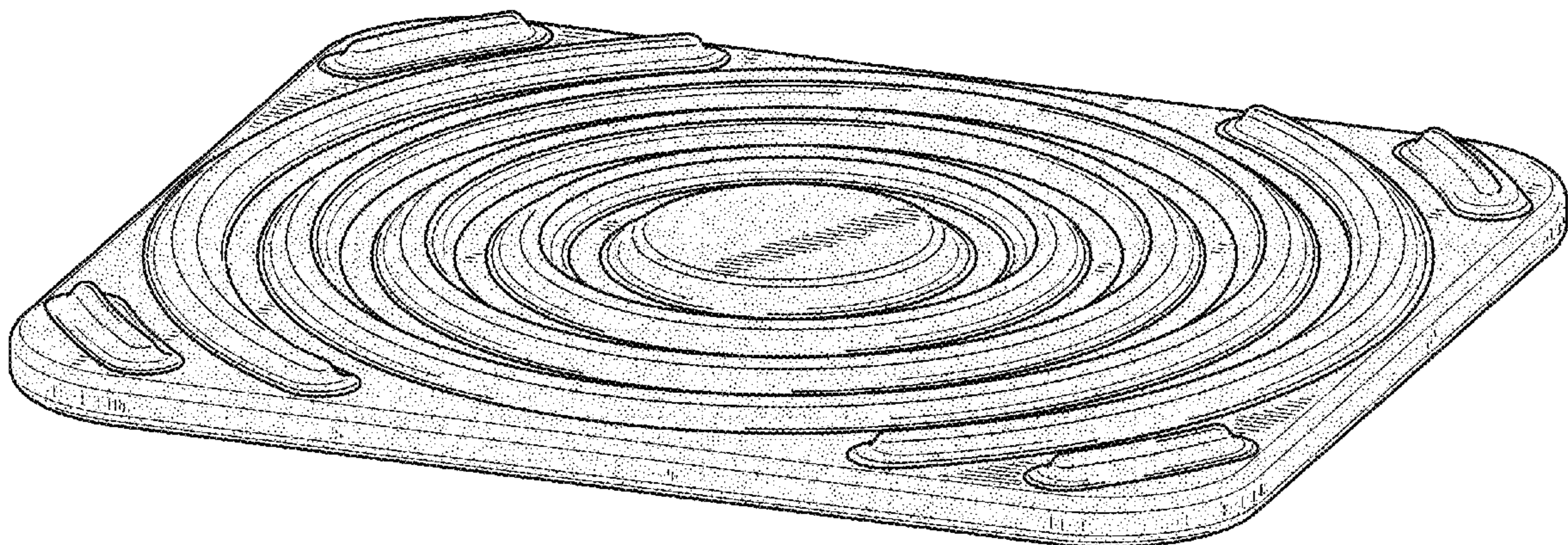
(57) **CLAIM**

The ornamental design for a pizza stone, as shown and
described.

DESCRIPTION

FIG. 1 is a top perspective view of a pizza stone showing my
new design;
FIG. 2 is a top plan view thereof;
FIG. 3 is bottom plan view thereof;
FIG. 4 is a front elevational view thereof; the rear being a
mirror image;
FIG. 5 is a left side elevational view thereof; the right side
being a mirror image; and,
FIG. 6 is a sectional view thereof, taken along line 6-6 in
FIG. 2.

1 Claim, 4 Drawing Sheets



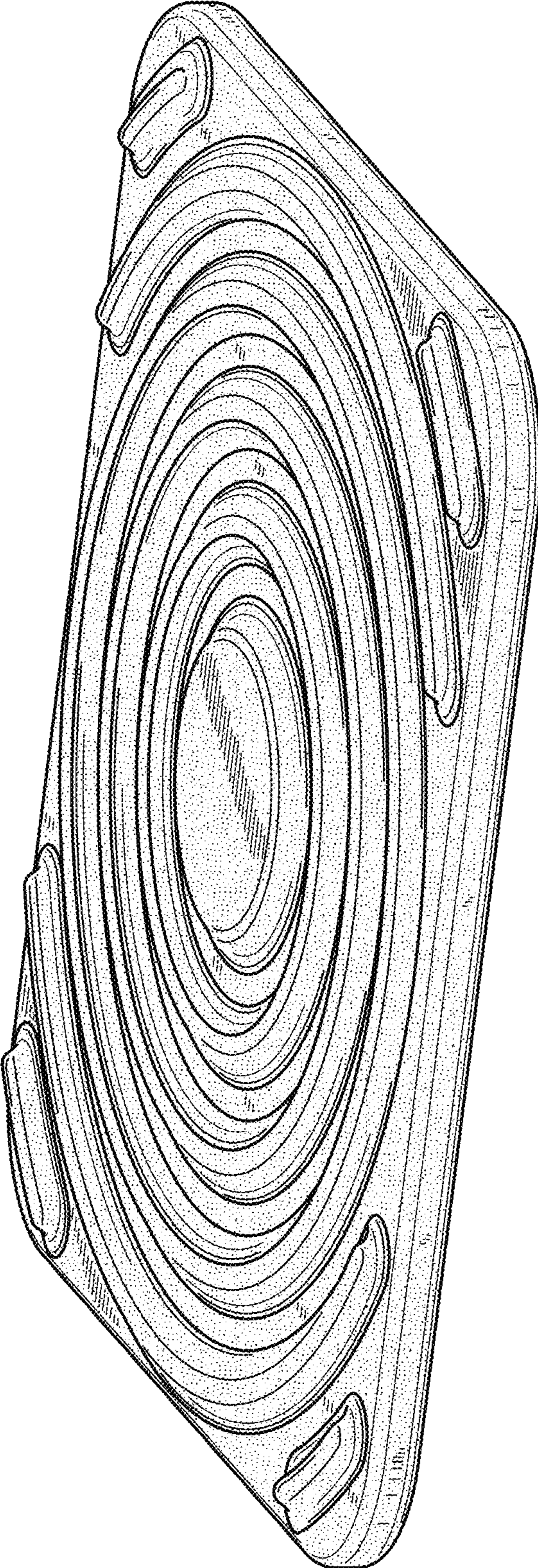


FIG. 1




FIG. 2



FIG. 3




FIG. 4




FIG. 5



FIG. 6