

US00D824712S

(12) **United States Design Patent**  
**Rawls-Meehan et al.**

(10) **Patent No.:** **US D824,712 S**  
(45) **Date of Patent:** **\*\* Aug. 7, 2018**

- (54) **ADJUSTABLE BED FOUNDATION**
- (71) Applicant: **ASCION, LLC**, Bloomfield Hills, MI (US)
- (72) Inventors: **Martin B. Rawls-Meehan**, Franklin, MI (US); **Kyle Allen Nagelkirk**, Waterford, MI (US)
- (73) Assignee: **ASCION, LLC**, Bloomfield Hills, MI (US)
- (\*\*) Term: **15 Years**
- (21) Appl. No.: **29/552,488**
- (22) Filed: **Jan. 22, 2016**
- (51) **LOC (11) Cl.** ..... **06-06**
- (52) **U.S. Cl.**  
USPC ..... **D6/718**
- (58) **Field of Classification Search**  
USPC ..... D6/718, 719, 596, 605, 606, 610, 611, D6/705.4, 707.24  
CPC ..... A61G 7/002; A61G 7/015; A61G 7/0573; A47C 19/021; A47C 19/005; A47C 19/04; A47C 27/15; A47C 3/36; A47C 3/38  
See application file for complete search history.

- D406,473 S \* 3/1999 Lin ..... D6/361
- D423,859 S \* 5/2000 Wolff ..... D6/601
- 6,085,373 A \* 7/2000 Montana ..... A47C 27/001 5/722
- 6,334,442 B1 \* 1/2002 Altamura ..... A61G 7/05707 128/845
- D456,192 S \* 4/2002 Domenig ..... D6/705.4
- D479,082 S \* 9/2003 Daughtery ..... D6/596
- D487,553 S \* 3/2004 Morikawa ..... D6/601
- D494,377 S \* 8/2004 Rooz ..... D6/382
- D515,709 S \* 2/2006 Charon ..... D25/113
- 7,100,229 B2 \* 9/2006 O'Reagan ..... A47C 27/146 5/731
- 7,134,158 B2 \* 11/2006 Tokarz ..... A47C 20/021 5/632
- D542,565 S \* 5/2007 Rooz ..... D6/382
- D543,064 S \* 5/2007 Hale ..... D6/596
- D543,407 S \* 5/2007 Thom ..... D6/604
- D566,448 S \* 4/2008 Ridder ..... D24/183
- D665,615 S \* 8/2012 Frame, Jr. .... D6/606
- D688,491 S \* 8/2013 Wightman ..... D6/606
- D693,604 S \* 11/2013 Asklof ..... D6/605
- D701,712 S \* 4/2014 Nielsen ..... D6/605

(Continued)

*Primary Examiner* — Cathron C Brooks

(74) *Attorney, Agent, or Firm* — Douglas Wathen

(57) **CLAIM**

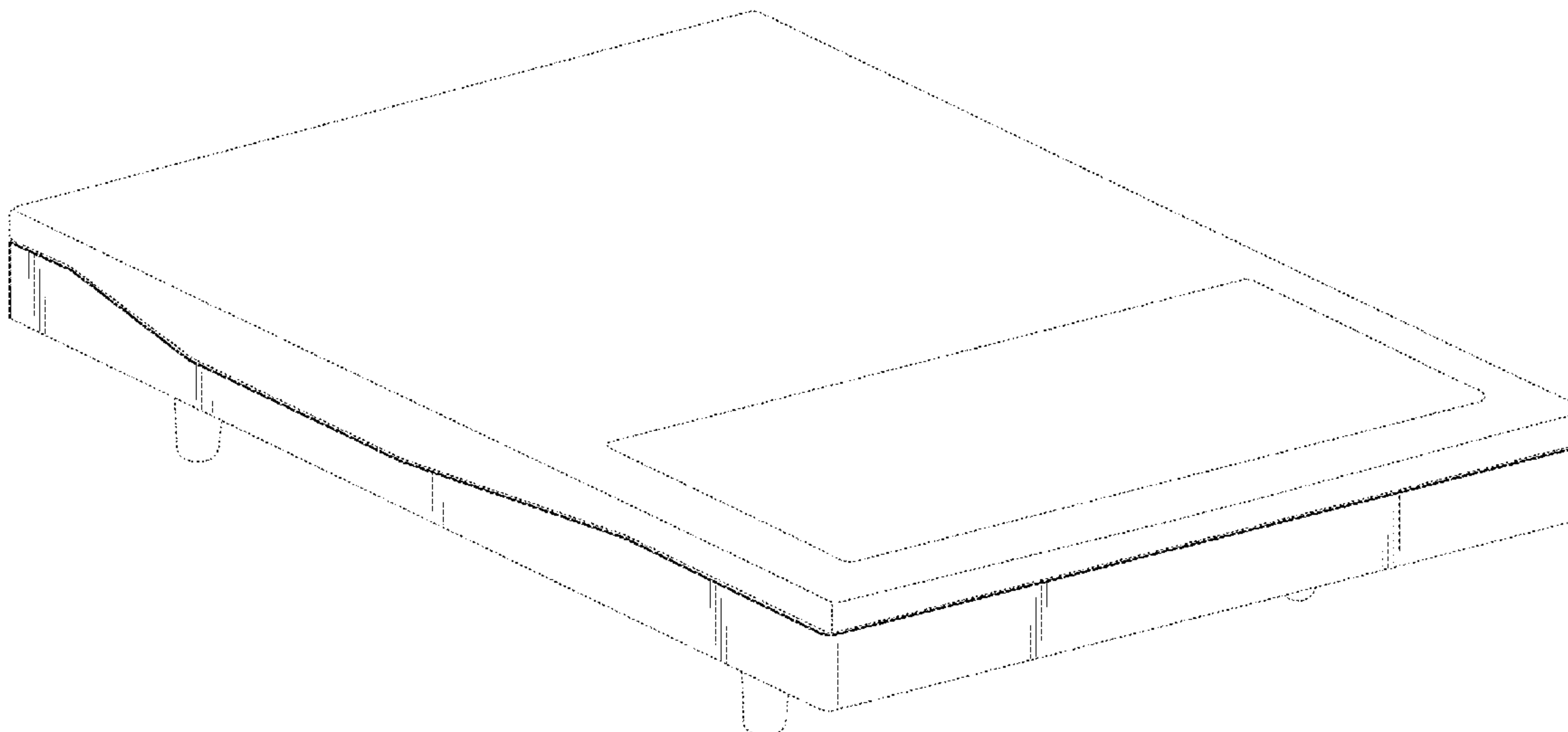
The ornamental design for an adjustable bed foundation, as shown and described.

**DESCRIPTION**

FIG. 1 is a perspective view of an adjustable bed foundation in accordance with the present invention; and, FIG. 2 is a side view of an adjustable bed foundation of FIG. 1.

The broken lines shown in the Figures that are immediately adjacent to the shaded area represents boundaries of the claim. All other broken lines illustrates portions of the adjustable bed foundation and form no part of the claimed design.

**1 Claim, 2 Drawing Sheets**



(56)

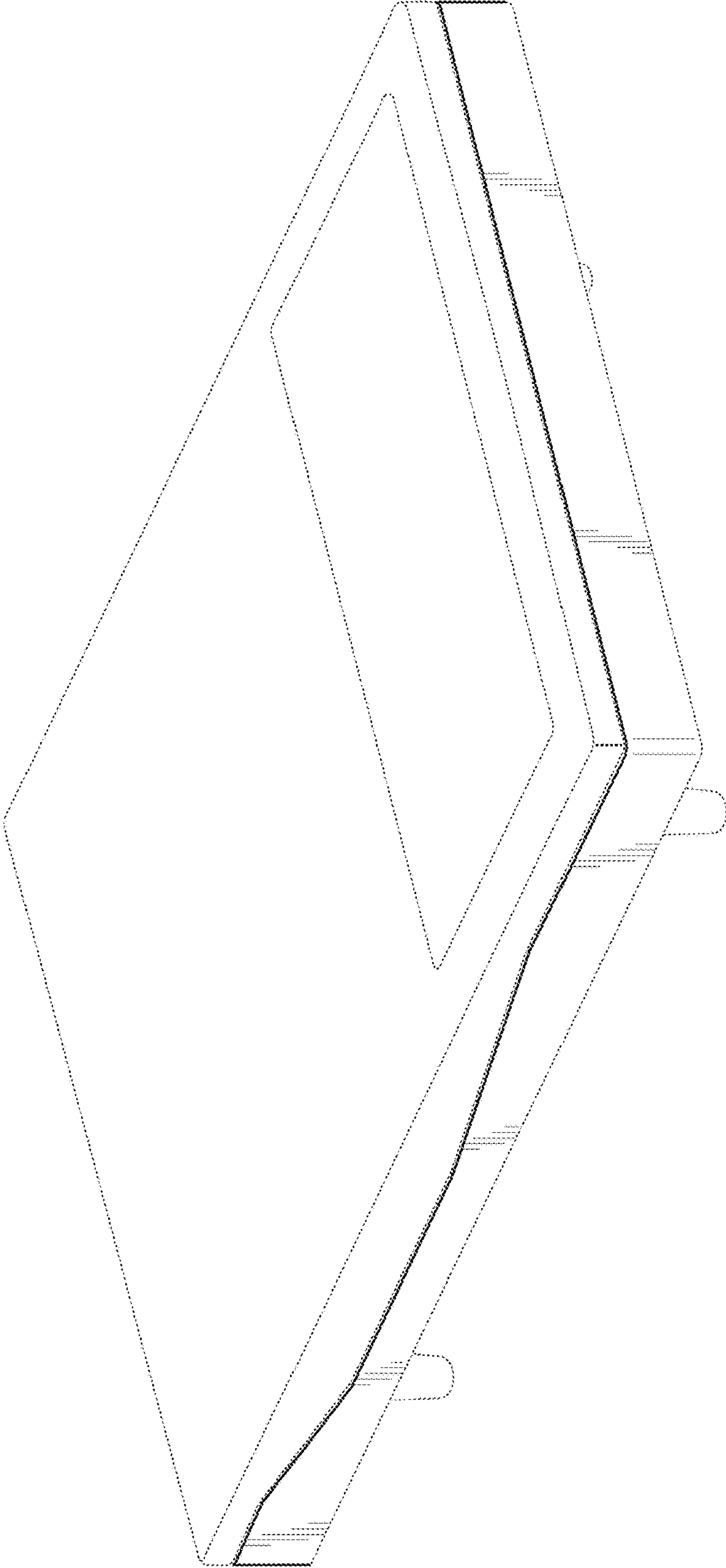
**References Cited**

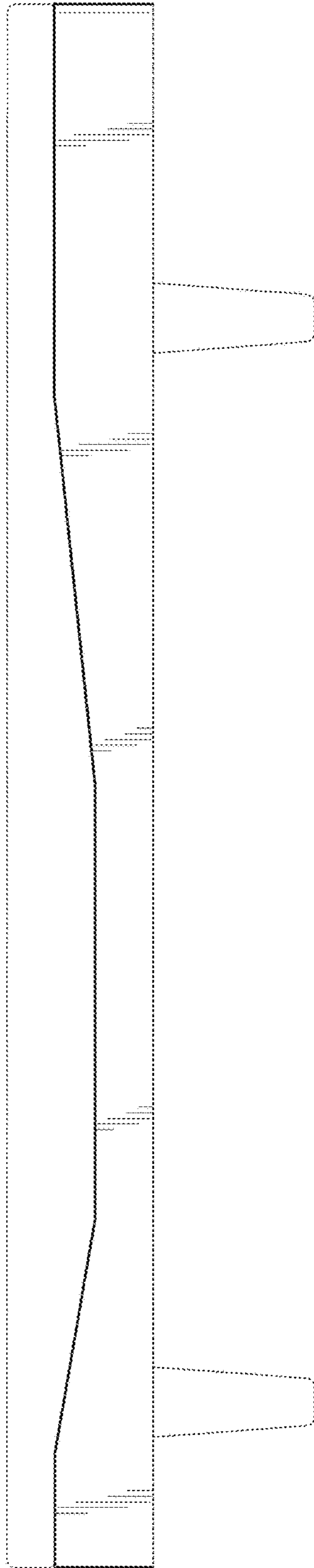
U.S. PATENT DOCUMENTS

D704,477 S \* 5/2014 Jorgensen ..... D6/605  
D704,965 S \* 5/2014 Arnold ..... D6/605  
D707,061 S \* 6/2014 Tjoflat ..... D6/605  
8,832,887 B2 \* 9/2014 Mossbeck ..... A47C 27/083  
5/710  
D724,793 S \* 3/2015 Hansen ..... D30/118  
D727,663 S \* 4/2015 Jensen ..... D6/606  
D733,464 S \* 7/2015 Nielsen ..... D6/606  
D737,076 S \* 8/2015 Wightman ..... D6/605  
9,173,794 B2 11/2015 Rawls-Meehan  
D779,236 S \* 2/2017 Ribble ..... D6/605  
D799,858 S \* 10/2017 Pearce ..... D6/605  
D809,825 S \* 2/2018 Clores ..... D6/601  
2005/0172408 A1 \* 8/2005 Temple ..... A47G 9/10  
5/633  
2010/0122418 A1 \* 5/2010 Adler ..... A47C 27/081  
5/691

\* cited by examiner

FIG. 1





**FIG. 2**