



US00D824709S

(12) **United States Design Patent**
Li

(10) **Patent No.:** **US D824,709 S**

(45) **Date of Patent:** **** Aug. 7, 2018**

(54) **CHAIR**

(71) Applicant: **Anji Kabeilong Furniture Co., Ltd.**,
Huzhou, Zhejiang (CN)

(72) Inventor: **Weiyuan Li**, Zhejiang (CN)

(73) Assignee: **ANJI KABELONG FURNITURE**
CO., LTD., Huzhou (CN)

(**) Term: **15 Years**

(21) Appl. No.: **29/593,592**

(22) Filed: **Feb. 10, 2017**

(51) **LOC (11) Cl.** **06-01**

(52) **U.S. Cl.**
USPC **D6/716**

(58) **Field of Classification Search**
USPC D6/334-336, 356, 364, 366, 367, 368,
D6/374, 379, 380, 716, 716.1, 716.2,
D6/716.3, 716.4
CPC A47C 3/04; A47C 4/02; A47C 4/03; A47C
3/12; A47C 5/12; A47C 7/16; B60N
2/686
See application file for complete search history.

(56) **References Cited**

U.S. PATENT DOCUMENTS

D257,748 S * 1/1981 Smith D6/356
5,018,788 A * 5/1991 Cedergreen B60N 2/686
297/378.1

D398,172 S * 9/1998 Greaves D6/368
D449,458 S * 10/2001 Malmanger D6/368
D485,446 S * 1/2004 Stulik D6/356
D504,243 S * 4/2005 Begin D6/356
D506,083 S * 6/2005 Tuman D6/356
D668,085 S * 10/2012 Bellin D6/716
D718,545 S * 12/2014 Sonquist D6/368
D740,579 S * 10/2015 Begin D6/356

* cited by examiner

Primary Examiner — Mimososa De

(57) **CLAIM**

The ornamental design for a chair, as shown and described.

DESCRIPTION

FIG. 1 is a front elevational view of a chair showing my new design;
FIG. 2 is a rear elevational view thereof;
FIG. 3 is a left side view thereof;
FIG. 4 is a right side view thereof;
FIG. 5 is a top plan view thereof;
FIG. 6 is a bottom plan view thereof;
FIG. 7 is a first perspective view thereof;
FIG. 8 is a second perspective view thereof;
FIG. 9 is a third perspective view thereof; and,
FIG. 10 is a fourth perspective view thereof.

1 Claim, 10 Drawing Sheets


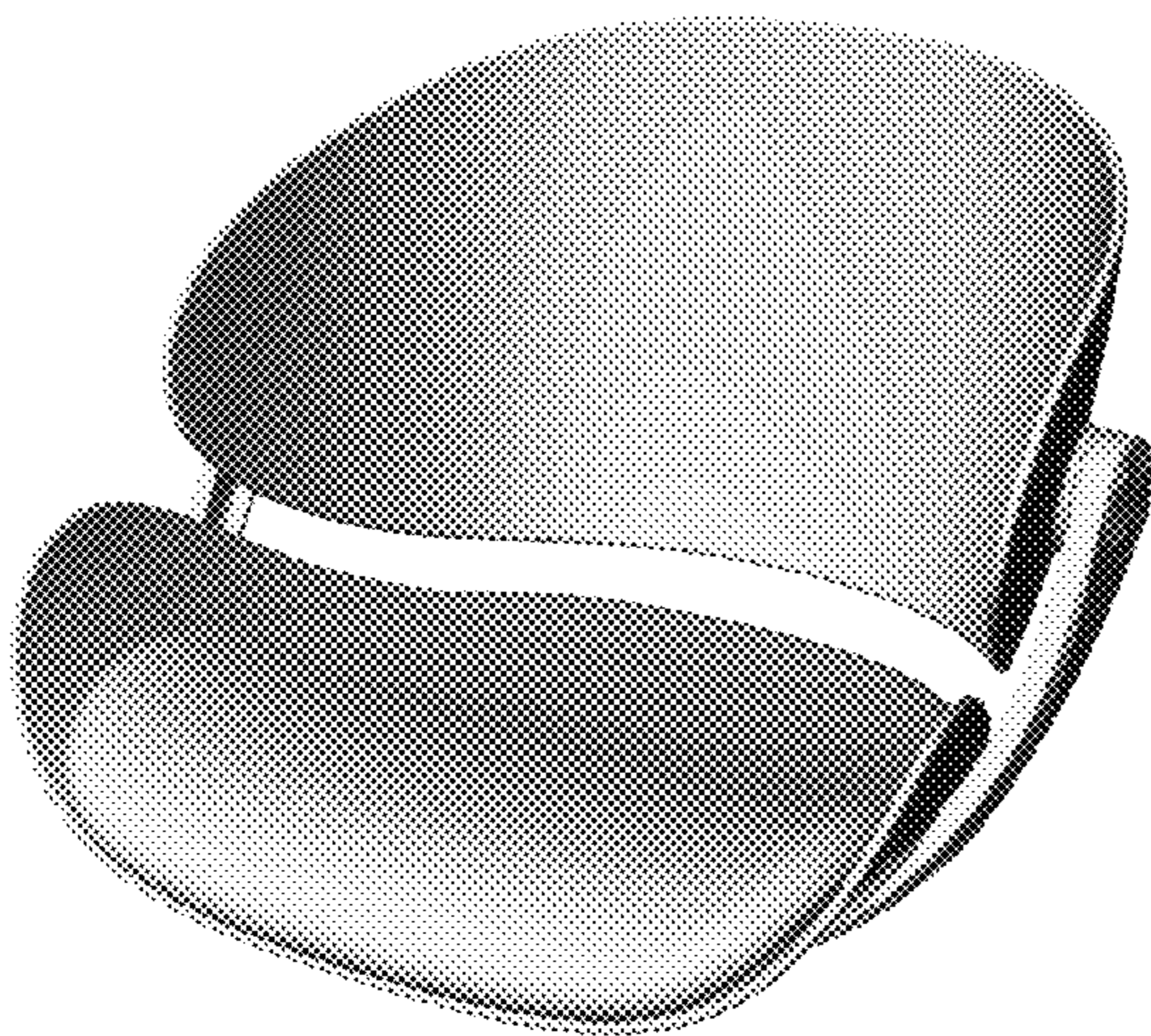




Fig. 1



Fig. 2




Fig. 3




Fig. 4



Fig. 5



Fig. 6




Fig. 7




Fig. 8



Fig. 9




Fig. 10